RTS GROUP
ROLLING TRANSPORT SYSTEMS LTD
ROLLING TRANSPORT SYSTEMS (OVERSEAS) LTD
ROLLING TRANSPORT SYSTEMS (SALES) LTD
York House, Pennefold Court, Guildford, Surrey, GU1 4HS.
TRACTOR—TRAILER SYSTEMS - RO-RO FLATS - CONTAINERS
SERVING SHIPS, PORTS, INDUSTRY

FINANCIAL TIMES

PUBLISHED IN LONDON AND FRANKFURT

No. 28,793 Tuesday June 8 1982 ***30p

CONTINENTAL SELLING PRICES: AUSTRIA Sch. 15; BELGIUM Fr 35; DENMARK Kr 6.50; FRANCE Fr 5.00; GERMANY DM 2.0; ITALY L 1,000; NETHERLANDS Fl 2.25; NORWAY Kr 6.00; PORTUGAL Esc 50; SPAIN Pts 85; SWEDEN Kr 6.00; SWITZERLAND Fr 2.0; EIRE 50p; MALTA 30c

Ring King & Co
Industrial and Commercial Property
Tel: 01-236 3000 Telex: 885485

NEWS SUMMARY

GENERAL

Health strike: troops on alert

Police and troops were put on standby in case health workers fail to maintain emergency cover during today's 24-hour strike.

The strike is set to be the biggest, so far, by Health Service unions over their pay claim, and the Army Medical Corps may be used to keep emergency services going.

Yorkshire miners have pledged action in support of the health workers and 66,000 pitmen from the county plan to picket hospitals, with the promise that this will be orderly. Page 12

Diplomat slain

Turkish diplomat Erkut Akbay, 40, was killed by a gunman in an attack near Lisbon. His wife was seriously wounded.

Capital taken

Rebel forces lead by Chad's former defence minister Hissene Habre occupied the country's capital N'Djamena, meeting little resistance. Page 4

Asylum sought

Mozambique's national director of security George Costa, was reported to have sought political asylum in South Africa.

Flood kills 240

Deaths in flooding in Indonesia's South Sumatra province total 240, province governor Sainan Sagiman said. About 3,000 people are homeless.

Storm havoc

At least 18 people died as a storm swept through the north-eastern U.S. Eleven inches of rain fell and floods 7 ft deep surged through towns.

Factory blast

An explosion wrecking a fireworks factory on the Chinese island of Hainan killed 17 and injured 24.

Pit deaths

Four Polish miners were killed in a cave at the Victoria mine, in southern Poland. Two others are missing. It was the second fatal accident at the pit in two months.

Shift refusal

British Airways cabin staff will today refuse to work a recently-introduced shift pattern, which they say is dangerous to their health and potentially hazardous to passengers. Page 12

Peak conquered

Three British climbers have scaled 26,398 ft Mount Xixabangma in the Himalayas. The ascent included a 10,000 ft verticle climb of what is said to be the world's biggest unscaled face.

Crane protest

Two anti-nuclear protesters climbed a 150 ft crane in Barrow docks, Cumbria in a move to halt operations by British Nuclear Fuels.

Play triumph

The Life and Adventures of Nicholas Nickleby, an 8½-hour British play, won four Tonys—the Broadway equivalent to Oscars—in New York.

Greenwood plea

England soccer manager Ron Greenwood appealed to England supporters going to the World Cup finals to behave themselves.

Briefly . . .

Whisky worth £40,000 was destroyed in a railway wagon fire at Coventry.

Earthquake measuring 6.5 on the Richter Scale shook Mexico. Bus overturned in eastern Zimbabwe, killing 14 people.

BUSINESS

Actuaries indices hit new peaks

● **EQUITIES: the FT 30-share index closed 4.8 up at 592.6, within five points of its all-time record. The FT Actuaries three main indices attained best-ever peaks, the All-Share rising 0.5 per cent to 339.26. Page 35**

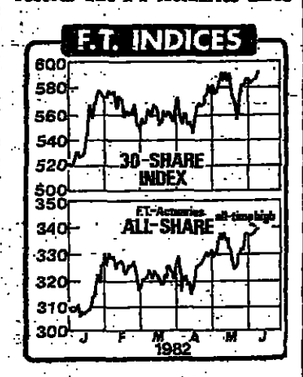

● **GILTS: the Government Securities Index gained 0.24 for an 11-day advance of 2.37 to 70.4—its highest since March 20, 1981. Page 35**

● **WALL STREET was 1.62 up at 806.6 near the close. Page 34**

● **STERLING closed in London at $1.792, a fall of 40 points since Friday. It rose to DM 4.27 (DM 4.235), SwFr 3.64 (SwFr 3.635) and FFr 11.1075 (FFr 11.045). Its trade-weighted index was 90.9 (90.6). Page 36**

● **DOLLAR rose to DM 2.382 (DM 2.356), SwFr 2.03 (SwFr 2.0225) and Y245.75 (Y243.75). Its trade-weighted index was 115.9 (115.2). Page 36**

● **GOLD rose $5.75 in London to close at $324.375. In New York the Comex June close was $337 ($317.6). Page 30**

● **UK CURRENT ACCOUNT surplus on the balance of trade fell to £553m in the first quarter of this year, compared with £1.36bn in the last three months of 1981. Back Page**

● **NUR SECRETARY Sid Weighell said he would make a pay deal with British Rail separate from train drivers' union Aslef. Back Page; plan to raise private sector finance for Victoria-Gatwick rail link, Back Page**

● **BP IS SELLING its 15 per cent stake in the North Sea's Beatrice field to Lasmo (London and Scottish Marine Oil) for £75m. Page 10**

● **BRITISH STEEL Corporation is considering closing one of its five main production sites. Back Page**

● **ICL made a pre-tax loss of £13.5m (£33.9m) for the six months to March 31 and expects to return to profit for the year as a whole. Back Page**

● **METAL BOX reported second half pre-tax profits of £21.5m (£9.24m). Page 22; Lex, Back Page**

● **REED INTERNATIONAL increased taxable profits by £21.2m to £71.6m for the 53 weeks to April 4, despite a sharp downturn in the newspaper division. Page 22; Lex, Back Page**

● **ICI AUSTRALIA reported a 10.5 per cent drop in after-tax operating profits to A$17m (£9.98m) for the six months to March 31. Page 33**

● **MONTEDISON SPA, the holding company for the giant Italian chemical concern, more than doubled its losses last year to L598bn (£244m). Page 32**

● **WE APOLOGISE to readers who did not receive the FT yesterday because of production problems. We are repeating the prospectus for Argyll Foods, starting on Page 24.**

CHIEF PRICE CHANGES YESTERDAY

(Prices in pence unless otherwise indicated)

RISES

Treasury 12% 1987	£96¼	+ ¼
Treasury 15¼% 1998	£114¾	+ ¼
Boustead	85	+ 6
C.A.S.E.	303	+ 23
Consultants	177	+ 9
Dunlop	71	+ 4
Fisons	363	+ 13
GEC	954	+ 9
Glaxo	717	+ 10
Grand Met. 'New'	56pm	+ 6
Hawker Siddeley	346	+ 6
Hunting Gibson	118xd	+ 17
Low (Wm.)	192	+ 6
Metal Box	166	+ 16
Minet	202	+ 6
Muirhead	152	+ 6
Plessey	455	+ 10
Rothmans	94	+ 5
Royal Insurance	347	+ 12
Shiloh Spinners	20	+ 5
Sidlaw	180	+ 9
Utd. Scientific	400	+ 15
Whatman Reeve Angel	305	+ 12
Yarrow	365	+ 20
Clyde Pet.	118	+ 8
Marinex	118	+ 10
Anglo American Corp.	470	+ 15
Blyvoor	461	+ 16
Doornfontein	741	+ 31
Kinross	481	+ 22
Leslie	78	+ 6
Libanon	755	+ 32

FALLS

British Sugar	455	− 10
Brotherhood (P.)	100	− 6
Gill and Duffus	115	− 10
Horizon Travel	205	− 7
ICL	89	− 3
Intasun	134	− 5
Saga Holidays	144	− 6
Sonic Sound	58	− 4

Israeli and Syrian forces clash in Lebanon

BY DAVID LENO ON THE ISRAELI-LEBANESE BORDER AND NORA BOUSTANYIN IN BEIRUT

ISRAELI AND Syrian jets clashed near Beirut yesterday as Israeli ground forces pushed deeper into Lebanon in a second day of fierce fighting with Palestinian guerrillas.

At least one Syrian aircraft was reported to have been shot down. Earlier a Syrian communiqué said several of its troops were killed when fired on by Israeli artillery.

It has been confirmed from Damascus that Syria has moved an armoured division into Lebanon in the past two days, to support the 30,000 peace-keeping forces it maintains in the country.

Syrian sources said the deployment was defensive but added that any Israeli penetration of areas under Syrian control would not be tolerated.

The risk of a wider conflict increased as the Israelis appeared to advance well beyond the initial 25 miles they said was required to push Palestine Liberation Organisation forces out of artillery range of northern Israel.

Further massive Israeli reinforcements were reported to be streaming northwards towards the Lebanon border. The convoys were said to include tanks, heavy artillery, armoured personnel-carriers and a range of other equipment.

Mr Philip Habib, the U.S. special envoy, held talks yesterday evening in Jerusalem with Mr Menahem Begin, Israel's Prime Minister, and is believed to have delivered a warning from President Ronald Reagan against permitting warfare in Lebanon to escalate to a direct clash with Syria.

Even before the pair met, the rapidly-moving invasion force had captured the major Palestinian positions in southern Lebanon. The Israeli army said in Tel Aviv last night that Tyre, on the Mediterranean coast, Nabatieh and Beaufort Castle in central southern Lebanon, and Hasbaya in the east, had all fallen

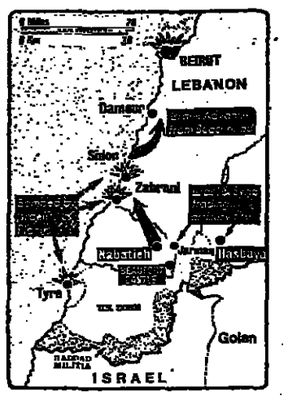

It was confirmed also that Israel staged a successful landing of mixed forces, including tanks, just north of Sidon. These troops linked up with Israeli units from the south and surrounded the city, Lebanon's third largest with a population of 250,000.

Israel continued to issue limited reports only on the fighting. General Rafael Eitan, the Chief of Staff, did say, however, that "the major unexpected development" was the fact that the advacing forces had achieved their targets twice as quickly as had been expected.

Gen Eian said that in the first 24 hours of the invasion Israeli forces virtually had completed their mission to push the Palestinian artillery northwards out of the area from which they could shell Israel.

The mission was continuing, he said, to pursue the objective of destroying the Palestinian bases throughout southern Lebanon.

Later Mr Begin flew by helicopter to Beaufort Castle, north of the Litani River, to see the Israeli flag raised and to congratulate soldiers who captured this Palestinian stronghold from which shells had been fired at Israel over the years.

The Israeli Cabinet was called into urgent session last night to hear a report from Mr Begin on the message which Mr Habib had delivered from President Reagan.

MR SHLOMO ARGOV, the Israeli Ambassador to Britain, was still critically ill yesterday in the National Hospital for Nervous Diseases, London. His condition was "critical but stable."

He was shot in the head on Thursday when leaving a reception for diplomats at the Dorchester Hotel.

Three Arabs charged with his attempted murder were yesterday remanded in custody at Bow Street court, London, to appear on Thursday at the high-security Lambeth magistrates court, south London. Bail was refused.

The invasion of Lebanon, Page 20; other Middle East stories, Page 4

Stress on harmony as Reagan flies in

BY PETER RIDDELL AND DAVID TONGE

SENIOR OFFICIALS in London were yesterday eagerly trying to stress that there was harmony between the UK and the U.S. as President Ronald Reagan arrived for his two-day state visit.

Any hint of disagreement over the Falklands crisis was being played down following the muddle and confusion over Friday's vote at the United Nations Security Council on a ceasefire resolution.

There are no Whitehall grumbles about the military assistance being given by the U.S. and the U.S. has put no pressure on Britain to hold up action on the Falklands.

Instead, British officials continued to stress the "new and continuing role" they saw for the U.S. in ensuring the security of the Falklanders against any future Argentine raids. The British believe that President Reagan left the door open to such ideas when approached by Mrs Margaret Thatcher, the Prime Minister, on Friday before the seven-nation Versailles summit.

Officials in Whitehall stressed yesterday that only some sections of the U.S. Administration appeared to insist that U.S. participation in security arrangements would require prior Argentine approval.

There are, nevertheless, clear signs of dismay in Whitehall about the U.S. behaviour at the UN. The British view is that the amendment made to the draft resolution on Friday was insignificant, and did not justify Mr Alexander Haig, the U.S. Secretary of State, cancelling an earlier order to back Britain by vetoing the draft.

Ashley Ashwood

President Ronald Reagan and Mrs Nancy Reagan arriving in Britain last night

U.S. support for the retaking of the Falklands is appreciated, but some ministers close to Mrs Thatcher are uneasy about speculation concerning U.S. ideas for the long-term future of the islands involving discussions with Argentina over sovereignty.

However, officials insisted that none of the leaders at Versailles sought to suggest to Britain what it should do, though all were concerned about how to ensure hostilities stopped once Britain repossessed the islands and how economic sanctions could help at this stage.

Opportunities for direct talks

Continued on Back Page

Everyone has their way, Page 21; other Falklands crisis stories, Page 5

British forces bomb Argentine positions around Port Stanley

BY BRIDGET BLOOM, DEFENCE CORRESPONDENT

BRITISH FORCES are tightening their noose around the Argentine garrison in Port Stanley, according to reports from the Falkland Islands.

The Defence Ministry yesterday confirmed that Argentine positions close to Port Stanley had been bombarded and that British positions had been bombed by Argentine Canberra aircraft. There were no casualties.

As has been its practice over the past few days, the ministry only confirmed reports from correspondents with the troops on East Falkland. These provide the only direct information of the campaign to recapture Port Stanley and repossess the islands.

The fullest report yesterday came from Michael Nicholson of ITN who reported that marine commandos have established strong positions in the mountains north of Port Stanley, outflanking the Argentines.

"British sea and land forces control and move freely along the northern waters of East Falklands and large quantities of stores, guns, ammunition and men have been moved up there," Nicholson said.

It was not clear whether this is the result of the "extraordinarily daring" operations which he reported at the weekend.

Nicholson did not indicate the time of the actions he reported. Most despatches from correspondents with the task force are delayed for 24 hours or more either on the spot or by the Defence Ministry in London.

British strategy appears constantly to harrass the estimated 6,000 Argentine troops from land and sea, capturing key positions from them and so wearing them down that they would surrender before the fight was taken into the town itself.

Nicholson spoke of British forward positions being reinforced with anti-aircraft Rapier missiles. He refers also to what appears to be sabotage operations by special SAS troops: "There have been other operations . . . that one officer described to me as nuisances of every kind."

Nicholson said British commanders appeared concerned that Argentina would try to use West Falkland "as a bargaining chip against us if we are forced into a ceasefire." There are an estimated 1,500 troops on West Falkland who have so far been outflanked.

Other correspondents have reported that up to 50 residents of Fox Bay are being held in a house by the Argentin garrison.

All reports make clear that the weather is a continuing hazard for attack and defence alike. Nicholson says: "The weather has been atrocious. We've had seven consecutive days of high winds and constant freezing rain. The men on the mountains are enduring the most appalling conditions, sometimes snow, sometimes ice, always mud.

Interest rate decline continues

By Paul Taylor

SHORT-TERM interest rates in the UK continued to ease yesterday, while the dollar strengthened in the currency markets amid unease about the war in southern Lebanon.

The decline in UK interest rates continues a pattern established last week and raises further hopes of a cut in bank base rates.

Short-term rates fell about 1/16 of a point, with the three-month interbank deposit rate slipping to 12⅞ per cent, down 9/16 of a point on the week.

The decline reflects continuing optimism about the outcome of the Falklands crisis and the relative strength of the pound. The clearing banks are, however, in no hurry to cut base rates and will be watching today's banking figures with particular interest.

Hopes of a base rate cut have been strengthened by an apparent slight shift in Bank of England money market intervention policy.

Although the Bank does not appear to be actively encouraging a base rate cut — it is following rather than leading the market — it is thought it would not now block a cut if the banks felt the move was justified.

Yesterday, as on Friday, the Bank lowered its dealing rates during its money market operations, buying bank bills of less than one-, two- and three-month maturities at reduced rates.

The UK interest rate decline yesterday was in sharp contrast to continental rates, which were all higher.

Six month Eurodollar deposit

Continued on Back Page

World stock markets, Page 34

Machine for the modern Mozart

BY CHARLES SMITH, FAR EAST EDITOR IN TOKYO

A MACHINE that might have enabled Mozart to double his musical output—assuming a willingness to compose in eight basic dance rhythms—has been developed by Nippon Gakki, the parent company of the Yamaha group.

The PortaSound MP1, as Yamaha calls it, is an electronic keyboard with a difference. It is equipped with a computerised micro-printer that can write out melodies as they are being played (down to the last semiquaver, but not as yet down to demi-semi quavers or smaller).

The MP-1 will also correct minor irregularities in performance and has memory which can not only play back what the machine has just heard but can also transpose it into any chosen key.

A duet function will add suitable inside harmonies to the top line of a melody while another row of knobs gives the choice between a series of ready-made rhythmic accompaniments ranging from waltz to samba and from bossa nova to rock jazz.

You could even compose a march (in four beats to a bar) and have it played back as a waltz (in three beats to a bar), although Yamaha admits

Continued on Back Page

Start of oil spot market prices coverage today

A DAILY report on the oil spot market, giving latest prices paid for cargoes of crude oil and refined products, begins today.

The report, much requested by readers, will be carried on the Commodities Page, which today is page 30, alongside the existing report on the gas-oil futures market. The service provides prices, in dollars per barrel, and the change on the previous day, of five types of crude oil.

These are Arab Light, used by the Organisation of Petroleum Exporting Countries as the reference for pricing purposes; North Sea Forties crude, adopted by the British National Oil Corporation and other producers as the UK reference oil; Arab Heavy and Iranian Light, representative of the main Middle East grades of crude; and, Nigeria's Bonny Light oil, an Opec-produced competitor of North Sea crudes.

Prices in dollars per tonne are given also for three of the main refined products traded in the oil spot market—premium gasoline, gas oil and heavy fuel oil.

CONTENTS

Invasion of Lebanon: Israel strikes at the PLO 20
Versailles summit: everyone has their way 21
Around Britain: the economic problems of the Scilly Isles 13
Technology: the instant news from Versailles 14
Commercial law: director disqualified for not delivering accounts 15
Management: ICFC's shifting strategy 16
Editorial comment: banking; European steel industry 20
Lombard: Max Wilkinson on the obstacles to corporate bonds 21
Survey: small business systems ... inset

American News ... 6
Appointments ... 13
Arts ... 19
Base Rates ... 14
Business Adv. ... 16-18
Commodities ... 30
Companies UK ... 22, 23
Crossword ... 19
Entertain. Guide ... 19
Euromarkets ... 31
Euro Options ... 22
European News ... 2, 3
FT Actuaries ... 35
Foreign Exchanges ... 36
Gold Markets ... 30
Intl. Companies ... 31-33
Leader Page ... 20
Lex ... 40
Letters ... 21
Lombard ... 21
London Options ... 23
Management ... 16
Men and Matters ... 20
Mining ... 23
Money Markets ... 36
Overseas News ... 4
Racing ... 15
Share Information 38, 39
Stock Markets:
London ... 35
Wall Street ... 34
Technology ... 14
Bourses ... 34
TV and Radio ... 15
UK News:
General ... 9, 10
Labour ... 12
Unit Trusts:
Authorised ... 38
Others ... 37
Weather ... 40
World Trade News ... 8
World Value £ ... 35
ANNUAL STATEMENTS
Reed International ... 23
Flemming Far East ... 22
PROSPECTUS AD
Argyll Foods ... 24-28

For latest Share Index phone 01-246 8026

SHARE REGISTRATION

Why the NatWest 300 go about it better than most.



The NatWest 300 belong to a rather privileged club. They're the companies and local authorities who have the good sense to use NatWest Registrar's. And with more joining us all the time, it won't be long before they become the NatWest 400.

Our computer-based service relieves you of all the unnecessary overheads you incur by maintaining your own register. And, more importantly, provides instant access to all kinds of statistics, while making the payment of dividends simplicity itself.

The first step in joining this highly efficient club is very simple. Write now to the Registrar for our brochure. Or phone him on 0272-297144. You can also get details of our services on Prestel.

NatWest Registrar's Department

National Westminster Bank PLC, Registrar's Department, 37 Broad Street, Bristol BS99 7NH. Prestel No: 20033

'Greens' challenge pattern of West German politics

BY JONATHAN CARR IN BONN

MEET THE new parliamentary force in Hamburg, home city of Herr Helmut Schmidt, the West German Chancellor. Its members sport "Go home—Reagan" badges, oppose nuclear power (as well as nuclear missiles) and demand immediate steps to clean up the polluted Elbe river.

With its success in Sunday's elections, this so-called "Green Alternative List" (Gal) has not just thrown the future shape of the Hamburg government into doubt. It has also probably hastened the end of Herr Schmidt's Left-Liberal coalition in Bonn, and raised questions about how stable a national government might emerge from a future general election.

Those seem big claims on behalf of a group which gained "only" 7.7 per cent of the Hamburg vote. After all, the two big parties, Herr Schmidt's Social Democrats (SPD) and the Christian Democrats (CDU), won 42.8 per cent and 43.2 per cent of the vote respectively.

The key point is that, by increasing its vote from 4.5 per cent at the last Hamburg elections in 1978 to 7.7 per cent now, the Gal crossed the 5 per cent threshhold—the minimum support needed to gain parliamentary representation. Hamburg thus becomes the fifth provincial legislature (after Bremen, Baden-Württemberg, Berlin and Lower Saxony) where the Greens or the Alternatives—the name changes from place to place—have seats.

This is a deeply worrying development, above all for the liberal Free Democrats (FDP), who have played the role of a responsible "third force" throughout much of West German post-war history and who have formed the Government with the SDP in Bonn since 1969.

In the elections in Lower Saxony earlier this year the FDP gained more than 5 per cent, but was still pushed into fourth place by the Greens. In Hamburg the Liberals won only 4.8 per cent and stay out of the local parliament, despite intensive campaigning by Herr Hans-Dietrich Genscher the FDP chairman and Foreign Minister.

That FDP result is enough in itself to make the Liberals still more nervous partners for the SPD in Bonn. It strengthens the hand of those in the party who believe that attachment to the SPD at federal level is proving a serious liability in the provinces.

The end of a beautiful friendship? Sunday's election results in his home city of Hamburg were not just a personal blow for Chancellor Helmut Schmidt (right) but may also lead his coalition partner Herr Hans Dietrich Genscher (left) away from their 12-year partnership and towards the opposition Christian Democrats.

But the FDP failure has also been combined with the worst post-war result the SPD has suffered in Hamburg—traditionally a stronghold of moderate Social Democracy. After gaining 51.5 per cent of the vote in 1978 — and thus being able to form the Hamburg government alone—the SPD must now content itself with being only the second strongest parliamentary party, after the CDU.

This is not only a personal blow for Herr Schmidt, who played a major role in the election campaign; but for his fellow citizens of Hamburg, Herr Hans Apel, SPD Defence Minister in Bonn, and Herr Herbert Wehner, leader of the SPD group in the Bundestag (the lower house of the Federal Parliament).

It would be unfair to blame Herr Schmidt for the SPD debacle, which would almost certainly have been still worse without his efforts. The Chancellor remains the most popular politician in the country and has constantly warned his own party against flirting with the radicalism of the Greens.

It is in this highly unsettling atmosphere that the Bonn coalition partners have this week begun talks on a supplementary budget for 1982 and the budget for 1983. The discussions would have been difficult enough in the best of circumstances, and now they are taking place in something like the worst. Last year, similar talks on increased state borrowing and budget cuts—made necessary above all by the growing bill for the unemployed—brought the SDP and FDP close to a break. This time the strain will be greater still.

To make matters worse, the FDP is due to take a decision in about 10 days on its strategy for the key election in the state of Hesse in September. Hesse is the last provincial state where an SPD-FDP coalition still exists. If the FDP in Hesse votes to switch its allegiance there to the CDU—and this is now highly likely—then the blow to the Bonn alliance would be very grave indeed.

It could create an atmosphere in which further co-operation between the government partners—not least on budget matters—would become impossible. The writing would then be on the wall for the SPD-FDP in Bonn, after a remarkable term of more than 12 years' uninterrupted office.

It is unclear what would replace it. The CDU is naturally delighted by its Hamburg result—its best ever in that city—and is prophesying similar triumphs elsewhere. But behind the scenes it is almost as unsettled by the success of the Greens as are the Government parties.

French imports of oil fall 17% in April

PARIS — French imports of crude oil in April were 6,629,100 tonnes, 17.2 per cent below the figure a year ago, according to customs figures released yesterday. The cost is provisionally estimated at FFr 10.8bn (£986m), down 6.4 per cent from April 1981.

Over the first four months of the year, oil imports totalled 28,006,005 tonnes, down 16.6 per cent from the same period last year.

Saudi Arabia accounted for 38.2 per cent of France's overall oil imports in April, down from its 49.5 per cent share a year earlier. AP-DJ

Bonn rejects British Airways fares plan

BY LESLIE COLITT IN BERLIN

THE West German Government has rejected a plan by British Airways to cut by 43 per cent its air fares between West Berlin and Hanover, fearing it would increase pressure on the Government-owned Lufthansa airline to reduce its own fares in West Germany.

BA, as a result, said it will reduce its Berlin-Hanover flights by up to two a day during July and August from the present eight. This would be the lowest level in many years on the route where BA has suffered sharp declines in traffic because more West Germans are using the East German autobahn to West Berlin which was modernised at considerable cost to West Germany.

The rejection of the proposed BA standby fare for July and August marks the first time the allied air attaches in Bonn have turned down a request to lower air fares from BA and PanAm, the allied carriers serving West Berlin. They told BA the decision was taken after close consultation with the West German Transport Ministry and "taking into account" the commercial air fare structure in West Germany.

The Bonn Government also said it would be unable to provide a passenger subsidy for the proposed lower fare as it does for regular fares between West Berlin and the nine West German cities served by the two allied carriers. The current subsidy for the DM 192 (£46) round trip fare between West Berlin and Hanover is DM46 (£11). BA was proposing to drop the fare to DM90 (£21) on a standby basis.

Lufthansa has long opposed standby fares and other reductions which would lower the profitability of its domestic air service. It is one reason the West German airline has managed to return a profit, albeit a dwindling one, while most other airlines report record losses.

British Airways said that if the Berlin-Hanover standby fare had been successful it would have lowered fares on its other West German routes. Lufthansa's fares per kilometre within West Germany are considerably higher than those charged by BA or PanAm on their Berlin routes, even without the passenger subsidy.

Jaruzelski hints on curbs

By Christopher Bobinski in Warsaw

POLAND'S military leader, General Wojciech Jaruzelski, has implied that restrictions could be eased if internal opposition ceases and "external intervention and discrimination" by the West comes to an end. The implication was contained in a speech he made last week in Bucharest and which has been quoted by Poland's state-controlled media.

The intention, evidently, is to shift the blame for the continuing martial law restrictions on to the West and the Solidarity union's clandestine operations on the eve of the Nato summit meeting this week.

The meeting is expected to discuss policy towards Poland in the light of the scant progress towards the fulfilment of the Nato call for the lifting of martial law, freeing of internees and a resumption of talks with Solidarity. Talks on rescheduling Poland's government debts have been stalled with Western governments because these conditions have not been met.

The government daily newspaper, Rzeczpospolita, said yesterday that "there are reasons to expect further official moves aimed at easing the difficulties and restrictions on normal life."

It quoted Gen Jaruzelski's speech made last Friday while on a visit to Romania. The general said: "We are creating the conditions for the creation of national accord including all those forces which recognise the paramount importance of the interests of the Socialist state . . . if there are no internal disorders, if the external interference and discrimination ceases then a serious step to this goal can be made."

FINANCIAL TIMES, published daily except Sundays and holidays. U.S. subscription rates $365.00 per annum. Second Class postage paid at New York, N.Y., and at additional mailing centres.

Trial opens in Italy of group charged with armed rebellion

BY RUPERT CORNWELL IN ROME

ONE OF Italy's most controversial post-war trials began here yesterday, with the opening hearing against 71 members of Autonomia Organizzata, the far-left organisation accused of plotting to overthrow the Italian state during the 1970s.

The trial, in the same heavily guarded courthouse being used for the current Red Brigades terrorist hearings, was immediately adjourned until November 7. The delay is to allow completion of the latter, with which the Autonomia case is closely linked.

Two more important police successes against terrorism have coincided with the beginning of the trial. A member of the Prima Linea (Front Line) group was arrested in Paris at the weekend, and the Carabinieri para-military police in Rome yesterday siezed Remo Pancelli, one of the top Red Brigades commanders still at large.

Yesterday's court session was the belated consequence of two waves of arrests in 1979 in Padua and elsewhere, of Professor Toni Negri, Autonomia's leader, and alleged associates. They are accused not only of specific terrorist crimes in the early 1970s, but of having been the ideological mainspring of the movement which spawned the Red Brigades and other left-wing extremist groups.

Of the 71, 25 have been held in prison—some, including Prof Negri, for more than three years. A further 30 are free on bail, while 16 are on the run. Of the 46 charges they face, the most serious is "armed insurrection against the state," an accusation never brought before in post-war Italy.

At one point, indeed, it was argued that Prof Negri had been the strategist behind the 1978 kidnap and murder of Sig Aldo Moro, the former Christian Democrat Prime Minister, which is the crime at the centre of the present trial against 63 Red Brigades terrorists. That accusation, however, has since been dropped.

In the meantime, serious divisions have surfaced among several of the magistrates involved with the Autonomia case. Defence organisations have emerged claiming that the trial is little more than a witch-hunt, aimed at discrediting the entire independent Left (ie, to the left of the Communists) in Italy since the late 1960s.

This factor, coupled with the length of time some defendants have been held without bail, has aroused considerable disquiet, extending outside Italy. Amnesty International is due to send observers when the trial begins in earnest in November.

Sniping at Haughey grows

TWO MORE former Irish cabinet ministers have joined in the criticism of the political style and strategy of Mr Charles Haughey, the Prime Minister.

They lent their support yesterday to remarks by Mr George Colley, Mr Haughey's former deputy, which were seen in Dublin as an attack on the government leadership. Mr Colley's charge that some recent domestic political "deals" in Ireland could undermine democracy was backed by Mr Jim Gibbons, a former Minister for Agriculture, and Mr Robert Molloy, once a Defence Minister.

Mr Gibbons said Mr Colley's comments had "needed to be said". Mr Molloy claimed the former Deputy Premier had "articulated concern felt by a lot of people throughout the country".

The latest rumblings against Mr Haughey from within his own Fianna Fail party mark the second display of dissent since last February's general election which won him minority power in Dublin.

Mr Haughey later beat off a bid to replace him as party leader following allegations that he had become an electoral liability. Now though, that suggestion has been revived after Fianna Fail's disastrous showing in a Dublin by-election last month.

Agencies

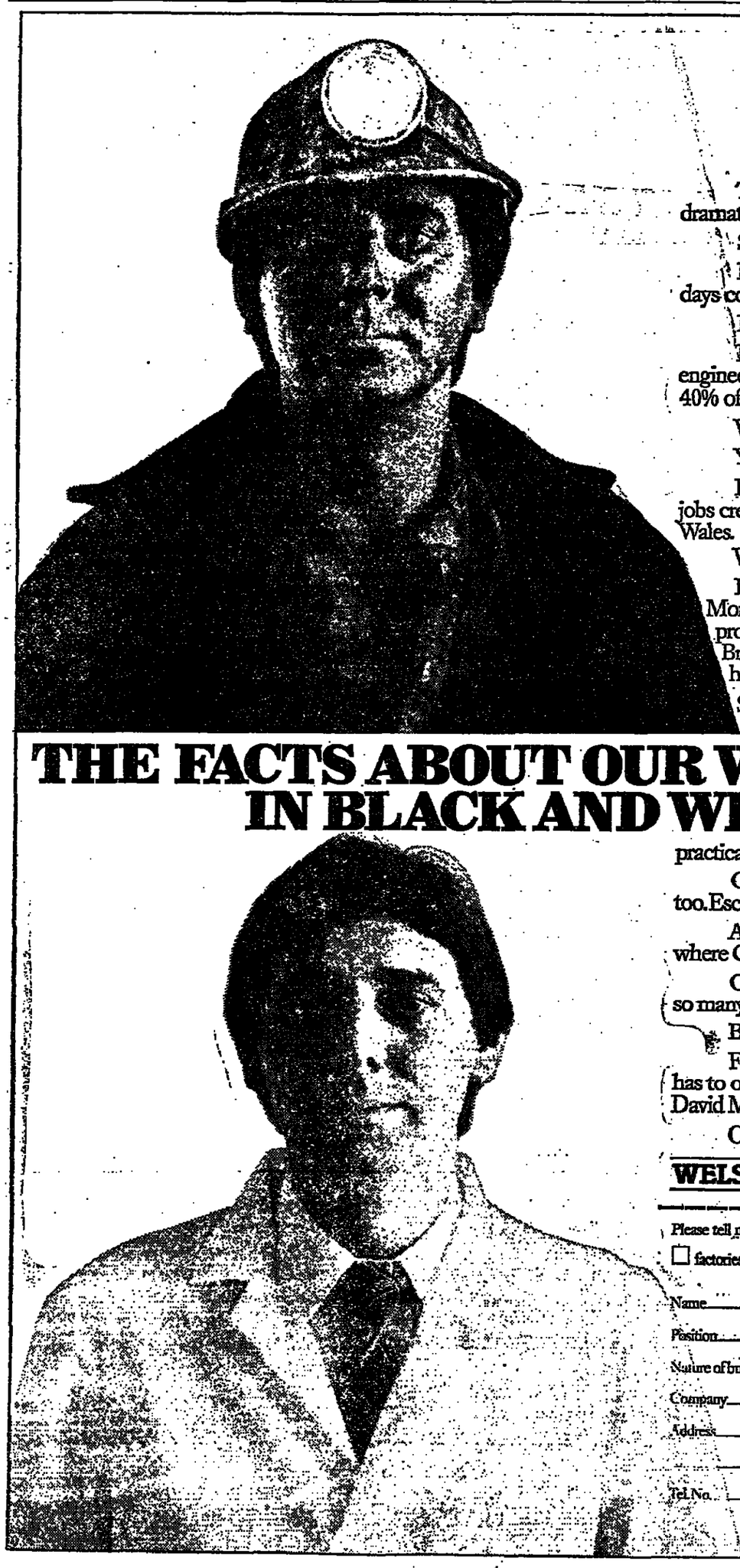

The face of Welsh industry has changed dramatically in the past few years.

So, indeed, has the face of our workforce.

Because most of what we produce these days comes from above ground.

Rather than below it.

In fact, the high technology and engineering industries now account for around 40% of our manufacturing employment.

Which has to be a change for the better.

Yes, there have been redundancies.

But there have also been thousands of jobs created by hundreds of companies new to Wales.

We're host to a host of household names.

Like Sony. Whose chairman, Mr Akio Morita, has gone on record as saying that productivity and labour relations at his Bridgend plant are every bit as good as back home.

Small wonder then that Aiwa, National Panasonic and GEC-Hitachi live practically next door.

Our manpower makes Ford's horse power, too. Escort engines to be precise.

And there are no prizes for guessing where Control Data and BICC are based.

Of course, we're delighted by the arrival of so many new faces.

Because together, they're changing ours.

For more information about what Wales has to offer your business call Ted Cleaveley or David Morgan on Treforest (044385) 2666.

Or complete the coupon.

THE FACTS ABOUT OUR WORKFORCE IN BLACK AND WHITE.

WELSH DEVELOPMENT AGENCY

Please tell me how my business would benefit from a move to Wales.

☐ factories available ☐ investment funds

Name

Position

Nature of business

Company

Address

Tel No.

To: Welsh Development Agency, Pontypridd, Mid Glamorgan, CF37 5UT. FT/23/82

NOTICE OF REDEMPTION

To the Holders of

SCOTT PAPER OVERSEAS FINANCE N.V.

(now Scott Paper Company)

8¾% Guaranteed Debentures Due July 1, 1986

Issued under Indenture dated as of July 1, 1971, as supplemented

NOTICE IS HEREBY GIVEN that pursuant to the provisions of the above-mentioned Indenture, $1,283,000 principal amount of the above described Debentures has been selected by lot for redemption on July 1, 1982, through operation of the Sinking Fund, at the principal amount thereof, together with accrued interest to said date, as follows:

OUTSTANDING DEBENTURES OF U.S. $1,000 EACH OF PREFIX "M" BEARING SERIAL NUMBERS ENDING IN THE FOLLOWING TWO DIGITS:

05 13 26 33 38 45 47 48 53 63 71 83

ALSO OUTSTANDING DEBENTURES OF PREFIX "M" BEARING THE FOLLOWING SERIAL NUMBERS:

725 1725 2225 3025 4325 6225 7525 7725 7925 9725 10425 11025 11925 13325 14725 17225 18725
1325 2125 2825 4225 6025 6625 7625 7825 8825 9825 10925 11225 12925 13625 16425 18625

On July 1, 1982, the Debentures designated above will become due and payable in such coin or currency of the United States of America as at the time of payment shall be legal tender for the payment of public and private debts. Said Debentures will be paid, upon presentation and surrender thereof with all coupons appertaining thereto maturing after the redemption date, at the option of the holder either (a) at the corporate trust office of Morgan Guaranty Trust Company of New York, 30 West Broadway, 13th Floor, New York, New York 10015, or (b) at the main offices of Morgan Guaranty Trust Company of New York in Brussels, Frankfurt am Main, London and Paris, Banca Nazionale del Lavoro in Milan and Rome, Swiss Bank Corporation in Basle, Geneva and Zurich, Bank Mees & Hope NV in Amsterdam, Crédit Lyonnais in Paris, Société Générale de Banque S.A. in Brussels and Banque Générale du Luxembourg S.A. in Luxembourg. Payments at the offices referred to in (b) above will be made by check drawn on a dollar account, or by transfer to a dollar account maintained by the payee, with a New York City bank.

Coupons due July 1, 1982 should be detached and collected in the usual manner.

On and after July 1, 1982, interest shall cease to accrue on the Debentures herein designated for payment.

SCOTT PAPER COMPANY
By MORGAN GUARANTY TRUST COMPANY OF NEW YORK, Trustee

Dated: May 27, 1982

NOTICE

The following Debentures previously called for redemption have not as yet been presented for payment:

DEBENTURES OF $1,000 EACH

M- 628 631 637 12609

France may pay 43.5% of EEC rebate to Britain

BY JOHN WYLES IN BRUSSELS

NEARLY two-thirds of the recently agreed £476m rebate on Britain's 1982 EEC budget contributions will be paid by France and Italy under proposals which look likely to be adopted by the European Commission tomorrow.

For France in particular this represents a much larger share of the burden of reducing Britain's payments than it had to bear in financing rebates paid to London in 1980 and 1981. But this is apparently the price to be paid for the important concession granted to West Germany when the 1982 deal with the UK was agreed two weeks ago.

On the basis of its normal payments to the EEC, Bonn should be funding around 36 per cent of the Britisch rebate. But it fought successfully for only an 18 per cent share amounting to £85.6m (153m European currency units) on the grounds that it could iot afford more because of its public spending problems.

In addition, Ireland and Greece will be given a special dispensation from paying their full share because of their "less prosperous" status. Despite having to pay 20 per cent of the British rebate under the Commission's proposal, Italy too will be receiving some relief from what otherwise would have been its full burden. Meanwhile, around 17 per cent of the total will be paid by Benelux and Denmark.

Commission officials are hoping their plans can be adopted without the issue having to be dealt with by EEC ministers. But several delegations expect some tough haggling which may need to be resolved by foreign ministers at their meeting in Luxemburg on June 21.

The French attitude will be crucial. On the one hand, Paris would, under the Commission's proposals, have to carry 43.5 per cent of the British bill. On the other, the £207m (369.75m Ecu) compares with less than £244.8m (437.3m Ecu) France paid last year on a 31 per cent share.

This is because the 1982 rebate accepted under pressure by Britain is some £257m less than it received last year. Similarly, Italy's share of the cost would rise from just under 17 per cent last year but the size of the cheque would fall from £134m to £95.2m.

The smaller sums of money involved should do something to soften the impact of the concession to West German intransigence. But all governments know that they have to try to negotiate a longer term deal with the UK in the autumn and that the terms of the 1982 deal could set an important precedent.

Those funding the British deal are particularly worried by the fact that West Germany has already given notice that it will only pay a quarter of its normal share of any future rebates for Britain. This could take France's share of the cost to well over 50 per cent and could be a cause of domestic controversy.

Ruhrgas moves into overseas exploration

BY KEVIN DONE IN FRANKFURT

RUHRGAS, the dominant West German natural gas importer and distributor, is to start diversifying its activities into overseas exploration.

Its first venture will be in Cameroun, where it has bought a 20 per cent interest in an exploration concession led by Elf Aquitaine, the French oil and gas group. The licence covers an area off the south coast of the West African state. Seismological tests are being carried out in preparation for the first drilling programme.

Estimates suggest the concession area contains up to 75bn cu metres of natural gas. Cameroun is estimated to have around 750bn cu metres of possible reserves of which some 220bn have been proven.

For Ruhrgas, one of Western Europe's biggest natural gas purchasers, the move into exploration marks an important step in its strategy of ensuring access to new production areas as they open up around the world.

West Germany draws its foreign gas supplies from the Soviet Union, Norway and the Netherlands, with 32 per cent of its needs being covered from domestic production.

It has previously conducted negotiations with Algeria and Nigeria over the supply of LNG (liquefied natural gas) although both projects have been frozen because of problems in the producer countries. It is also carrying out a feasibility study with Canadian energy companies that could lead to the delivery of gas from the Canadian Arctic to Western Europe in the 1990s.

Dr Klaus Liesen, Ruhrgas chairman, said that other exploration projects besides Cameroun are also under consideration. The West African state is already working on a scheme to exploit previous gas finds with the aim eventually of exporting 4.5bn cubic metres of LNG a year, probably to Western Europe.

Ruhrgas results and gas takover, Page 32

Robert Graham, in Madrid, analyses civilian and army opinion now the coup bid tribunal is over

Spanish society deeply divided by trial

WHEN SPANISH Members of Parliament emerged on the morning of February 24 last year, bleary-eyed and exhausted from having spent 18 hours as hostages under the guns of the rebel military, they were unanimous: the authors of the abortive coup which had seen Parliament, the principal institution of democracy, humiliated had to be severely punished.

Such punishment has, however, failed to materialise. Last week the military tribunal trying the 32 officers and one civilian for the abortive coup handed out lenient sentences. Only General Jaime Milans del Bosch, who placed the Valencia military region under martial law, and Colonel Antonio Tejero, the Guardia Civil Officer who led the seizure of Parliament, received the maximum 30-year sentence demanded by the prosecution. Of the rest, 11 were absolved of guilt, and only 10 will be expelled from the armed forces.

It is this aspect which has caused the greatest indignation among Members of Parliament and in the Press. Officers who took an active part in trying to overthrow Spanish democracy will be permitted to retain their ranks and rights to promotion—and have men-at-arms under their command. Not surprisingly, the Government of Sr Leopoldo Calvo Sotelo has invoked its powers to appeal against the sentences, which will shortly be lodged in a civilian appeal court.

As the indignation begins to die down, however, a number of commentators have underlined that the verdict also needs to be seen from the military point of view. The 16-man tribunal (it ended up as 16 after the original president was forced to retire because of an ulcer) was judging companions in arms. Furthermore, in their youth the members of the tribunal had rebelled against the established order at the outbreak of the civil war.

It must have been very painful for them to have sentenced Gen Milans del Bosch: It meant the expulsion from the army of one of its most highly decorated and illustrious sons. This said, it was clear from the very start that the military tribunal had a completely different philosophy towards persons on trial than that of a civilian court.

The accused were confined not to cells but to spacious quarters. They did not even seem to be obliged to attend the trial every day. On several occasions incidents showed that the judges were afraid of antagonising those on trial. Gen Milans del Bosch stormed out of the court without sanction when he refused to listen to evidence from one of the serving regional commanders with a reputation as a democrat.

This benevolence was in stark contrast to the way in which the court allowed itself to submit to pressure from the accused when they demanded the expulsion of a newspaper editor from the room. The trial was held up until the editor of Diario 16 was ejected.

The excuse: an article which the accused considered offensive. Last week the constitutional court declared this ejection to be unconstitutional.

The sentences are also in stark contrast to those handed out to the members of the Democratic Officers' Movement (UMD). This was a group formed in the twilight of the Franco era to try to promote democracy within the armed forces. Trials of UMD members went on as late as 1976 and, although there was no suggestion they were rebels, they were expelled from the armed forces. Even now the military refuse to let UMD officers be accepted back into the ranks although their action could be considered constitutional.

To have expected the judges to have behaved differently ignores two important factors. First, the investigation into the coup attempt was pressed with little vigour and designed to pin blame on a limited number of persons. The Government was responsible for the investigation. As many as 4,500 troops were fully mobilised on the night of February 23 but only 32 officers were brought to trial, more than half representing members of the Guardia Civil involved in the seizure of parliament.

Significant figures like Gen Juste, commander of the Brunete Armoured Division that guards Madrid, were not charged. Gen Juste was present, according to the trial evidence, at a meeting in division headquarters where support for Gen Milans del Bosch was discussed and he failed to prevent a convoy leaving to back Col Tejero in Parliament. There was a feeling in the armed forces that a lot had got off scot free.

Added to this the terms under which Col Tejero agreed to leave Parliament involved an understanding that no one below the rank of lieutenant would be punished. This pact, apparently approved by the King, was also a precedent for the court. The 280-odd Guardia Civil ranks who took part in the seizure of Parliament are all back on active service.

Second, because the investigation was so weak, it became increasingly obvious that too much evidence was hearsay. Gen Alfonso Armada, former military adviser to the King, was accused of being a joint leader of the coup and the prosecution demanded 30 years. He ended up with six years, on a charge of conspiracy, and even for this there was little proof to satisfy an Anglo-Saxon court.

This sentence has been the hardest to digest here as most people operated on the principle that he was guilty until proved innocent. Gen Armada himself stubbornly insisted throughout the trial on his innocence and was disliked by the rest of the accused—he was even given separate quarters, such was the animosity. The lack of proof against this man, who was alleged to be the link with the Crown, indirectly helps dispel all the accusations against King Juan Carlos that he was behind the coup.

The main lesson from the trial is that justice for crimes against the State should not be within the competence of military jurisdiction. It runs against one of the fundamental principles of a democratic state: the separation of powers.

Here, however, the politicians are in good measure to blame. When the reform of military justice was discussed two years ago, Parliament was extraordinarily timid. Instead of firmly subordinating military justice to civil control, only limited reforms were made.

The most important change introduced was allowing appeals from military tribunals to be made to civilian appeal courts. But this, as will now be the case with the coup attempt, merely provokes a damaging confrontation between the civilian and military jurisdictions.

Other reforms which are now likely to be introduced include ensuring that persons convicted of crimes against the State do no stay in the armed forces. The authorities would like, but may not have the courage, to tackle some of the aspects of the Guardia Civil code of conduct. The Guardia Civil demands "blind obedience" to orders from superior officers — something which permitted the judges to exculpate the bulk of the Guardia Civil on trial.

If much of the trial has proved unsatisfactory, Spanish democracy can take some comfort from the poor image of the armed forces that the rebels gave. With their frequent resort to the argument that the country was going to the dogs, they appeared as figures pathetically lost and left out in the new democratic order.

Apart from the impetuous action of Col Tejero and Gen Milans del Bosch, most of the leading figures clearly bungled on the night of the coup. Col Tejero was right when he shouted at the end of the trial that a good many of the army officers were cowards: that they wanted to change things but were afraid to act. The trial has left a deep gulf between civil and military society — the gulf is probably more keenly felt by the armed forces.

Madrid wants Nato to form fourth command

THE SPANISH Government would like to see a fourth Nato command established that covered Spanish territory exclusively. The issue has already been raised in private and will be discussed formally now that Spain is a full member of the Atlantic alliance writes Robert Graham.

Spain feels that there are inherent difficulties in accommodating its own military interests within the three present Nato command structures. In particular, the Spanish talk of a strategic arc running from the Balearic islands through Gibraltar to the Canaries which they do not want incorporated into the existing Iberian command, based outside Lisbon.

The Portuguese, for their part, are sensitive to the idea of Spanish domination of the Iberian peninsular, now that Spain has joined Nato.

Another delicate issue for the alliance to resolve as a result of Spanish entry is the relationship of Gibraltar within Nato. Until now, Spain has protested at the use of the Rock for Nato exercises. In particular, it has objected to the presence of British nuclear submarines.

The Spanish Government is also keen to press the alliance into accepting that its two North African enclaves of Ceuta and Melilla are within Nato's geographical limits. Dr Joseph Luns, the alliance's secretary-general, has rejected such a concept so far.

Significantly, at the ceremony in Brussels last Saturday to mark Spanish entry, Sr Jose Pedro Perez-Lorca, the Foreign Minister, went out of his way to stress Spain's links with Latin America and disagreed openly with British policy on the Falklands.

Clearly, Spain feels a degree of ambiguity still about its place in Nato, but the conservative daily newspaper, ABC, said yesterday that Spanish membership was the most important event for the country since Juan Carlos became King.

Public sector debt 'limiting Nordic growth'

By William Dullforce in Stockholm

THE WEIGHT of interest payments on public sector debt is limiting severely the ability of Nordic governments to adopt more expansionary policies, according to "Business Outlook," a biannual report published by Copenhagen Handelsbank, Den Norske Creditbank, Kansallis-Osake-Pankki and Svenska Handelsbanken.

Increasing unemployment, slow growth and "unaccetably high" inflation rates are singled out in the banks' description of the economies of the four nordic countries. Aggregate growth is forecast at about 1 per cent in the area this year.

Budget deficits have been increasing swiftly in all four countries, including Norway if the state revenue from North Sea oil tax is excluded. In Denmark, interest on the domestic national debt is running at DKr 13bn (£930m) a year, while interest on the Swedish state debt will be more than SKr 39bn (£3.75bn) in the 1982-83 budget year.

THE ALTERNATIVE FOR SMALL FISH IN BIG PONDS: TRY A SMALLER POND.

Williams & Glyn's is smaller than the other four main High Street banks, and this offers distinct advantages—particularly to people running small to medium-sized businesses.

In the first place, because we have more managers per customer, we reckon to spend more management *time* with each customer.

And in the second place, what the manager has to offer during that time is much more valuable—because, like our customers, he also enjoys the advantages of being a bigger fish in a smaller pond. He has much more responsibility than the average bank manager. And also more ready access to top-level specialists in departments like insurance, exports, investments, etc.

So, without the usual flannel and plethora of committees to get in the way, business discussions between customer and manager become much more easy, informal and straightforward. And more businesslike as a result.

That's why, when customers come to us for finance, they're always sure of a quick decision. And the Bank's response will always be constructive, too. Our managers know that people running smaller businesses don't have big accounts departments backing them up. They know that putting a case together for a loan isn't easy. So they're always ready to offer advice and to see if a proposition can be knocked into shape. They like to look for reasons why they can lend, not reasons why they can't. And that, most people will agree, is a *very* different approach to business borrowing.

People say all banks are alike—until they've been to Williams & Glyn's.

WILLIAMS & GLYN'S
The Alternative Bank.

'Here's one good tip if you're putting up a case for a loan,' says Bill Wagstaff.

Only too often a sound case for a loan is delayed or loses out altogether purely because it has been inadequately prepared. Always make sure you give a manager all the information he needs. A useful acronym is RADAR. R for Reason—why you need the money. A for the Amount—make sure it's a realistic assessment. D for Duration—don't commit yourself to a repayment schedule you can't meet. A for Assets—what you can offer as security. And R for Repayment—you must be quite sure it won't put too much strain on your cash flow.

RADAR is just one of the many useful pieces of information you'll find in a booklet called *Putting Your Case To Your Bank Manager*, produced by our Business Information Service.

FOR A FREE COPY CALL IN AT ANY WILLIAMS & GLYN'S BRANCH, OR SIMPLY POST THE FREEPOST COUPON BELOW.



NO STAMP REQUIRED
Post to Williams & Glyn's Bank plc., Dept. BIS FREEPOST LONDON SE1 7BR.
Please send me your free booklet *Putting Your Case To Your Bank Manager.*
NAME
TITLE
COMPANY
ADDRESS
TEL. No.
S.S.137

WHITBREAD & WILLETT

For ten years we have been a major part of Whitbread's expansion programme.

Recent building projects include their new Whitbread London Headquarters at Luton, a new distribution centre and office headquarters at Cardiff, Beckton and Maidstone bottling and distribution plants and currently the major Chiswell Street Brewery Redevelopment which all make up a continuing success story.

It's the sort of success that's been achieved with others too.

Because with every Client's contract, we at Willett have put the emphasis on rigorous planning and efficiency.

It's this organisational ability combined with our technical expertise which enables us to constantly produce buildings that meet the prerequisites of time, cost, function and quality.

It's been given to Whitbread and many others including such names as International Stores, Beechams, Grosvenor Developments and London Transport.

It can be given to you.

Call our Managing Director or ask for our brochure to find out more about the way Willett is building.

Willett Limited, Mitcham House, 681 Mitcham Road, Croydon CR9 3AP
01-689 2266

Willett is building.

ISRAELI INVASION OF LEBANON

Palestinians offer tough resistance

BY DAVID LENNON IN METULLA, ISRAEL-LEBANON BORDER

THE ISRAELI forces were meeting unexpectedly tough resistance from the Palestinian guerrillas yesterday, the second day of their massive invasion of Lebanon.

Fierce fighting was raging at a number of points as the invading troops tried to destroy Palestinian strongholds in southern Lebanon.

The capture of Beaufort Castle, a Crusader fortress which dominates the northern part of Israel, came only after massive bombardments and fierce hand-to-hand fighting during the night through the underground bunkers which had been built under the castle by the Palestinians.

Yesterday morning soldiers on the border were peering through their binoculars, searching the mountain tops for signs of an Israeli flag signifying the fall of the major Palestinian stronghold.

An Israeli soldier, asked if the invasion troops had forgotten the flag, replied half-jokingly: "No, it's got torn on the way up."

Israel's announcement of the capture of Beaufort was greeted with joy, but many people on the northern border expressed growing concern about the absence of Israeli reports on the course of the fighting.

One veteran of the border village of Metulla, Mrs Ayna Belski, said this was a bad sign which could indicate that the battle was not going so well, and that casualties may be heavy.

Other locals, long familiar with the troubles on the border, commented that this war was clearly much tougher than the Litani invasion four years ago. "The Palestinians are a real army now, and they are putting up a real fight," commented one local.

The noise of artillery fire could be heard clearly on the border as Israel's war to destroy the PLO rumbled through its second day.

At Khardaly bridge on the Litani river, the two sides exchange heavy artillery barrages as the Palestinians tried to block the Israeli advance.

The target of the Israeli thrust in this central sector is the town of Nabatiya, a Palestinian enclave from which PLO forces shelled and rocketed northern Israel over the weekend.

By yesterday, the firing into Israel had stopped as the advancing Israeli troops overran Palestinian positions and engaged others in direct battle.

There was ample evidence in the region that Israel expected the battles to continue for some time as reinforcements could be seen moving northwards along the roads in Israel.

Agencies add: Standing helplessly at a roadblock on the Khardaly Bridge yesterday were Gurkha soldiers of the United Nations peacekeeping forces assigned to the area in 1978 in the wake of the previous major Israeli invasion.

Lieutenant Sudhir Arial, commander of the outpost, who arrived from Nepal only six days ago, said he had briefly tried to stop the invading Israeli tanks and armour as they rolled into South Lebanon.

"I argued with the Israeli officers, but I did not even contemplate resisting them with the few firearms I have. We had no chance," he said.

Israeli Radio reported that Prime Minister Menahem Begin flew to Beaufort by helicopter yesterday morning for a briefing on the situation from Defence Minister Ariel Sharon and a talk with Israeli troops there.

Israeli Centurion tanks cross the Litani River in southern Lebanon in their advance on Palestinian guerrilla strongholds. Prime Minister Menahem Begin says the forces are intended to push the Palestinian Liberation Organisation forces out of a zone 24 miles north of Israel's frontier

N'Djamena 'falls to Chad rebel forces'

By Quentin Peel, Africa Editor

N'DJAMENA, the capital of the impoverished north African state of Chad, fell yesterday to the rebel forces loyal to M Hissene Habre, the former Prime Minister, according to French officials and news agency reports in Paris.

The fall of the capital followed swiftly on the defeat of the troops supporting President Goukouni Oueddei at the town of Massaguet, 50 miles away, on Saturday. Most of the 1500 French nationals living in the town were evacuated, the agencies reported.

Diplomats said that the rebel Forces Armees du Nord (FAN) entered N'Djamena at 5 am, led by M Idris Miskine, second in command to M Habre. There was little resistance, and few if any civilian casualties.

About a quarter of the town's population had fled across the river to Cameroun on Sunday.

The collapse of the government forces will now present the Organisation of African Unity with a dilemma, for it still has some 4,000 men in Chad forming a peacekeeping force, although it has palpably failed to fulfil that role.

There was no immediate news on the whereabouts of President Goukouni, although Reuters quoted an unconfirmed report that he had been killed while trying to cross the border into neighbouring Cameroun.

M Habre's spokesman in Paris said yesterday that he would set up a provisional government, and then try to organise a conference with the other leaders to reach a permanent settlement of the 18-year-old civil war.

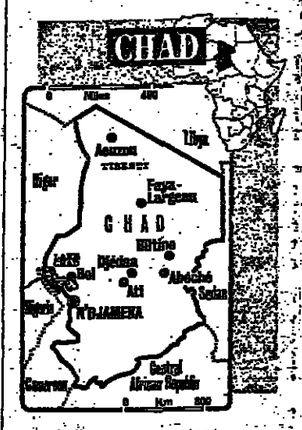

Reports from N'Djamena suggest that the only opposition to M Habre came from President Goukouni's forces, while the other armed groups allied to the government—the southern-based supporters of Colonel Kamougue, and the irregular troops backing M Ahmed Acyl—held back from the conflict.

There has been no immediate reaction from Colonel Muammar Gadaffi of Libya, who had supported President Goukouni with his own troops until he withdrew to make way for the OAU at the end of 1981.

He is thought unlikely to intervene, because he is due to become the next chairman of the OAU, and could not afford to alienate other OAU members.

The OAU has clearly been running out of patience with President Goukouni, and had given him a deadline of June 10 by which to agree to a ceasefire and negotiations, or face the withdrawal of the peacekeeping force.

Invaders 'outgun' opposition

ISRAEL HAS overwhelming military superiority over Palestinian forces in Lebanon, even when reports of a recent arms build-up by the guerrillas are taken into account, according to western estimates.

Western defence experts say guerrilla forces serving with groups allied to the Palestine Liberation Organisation (PLO) have between 12,000 and 14,000 men. The Israeli armed forces have 172,000 in all, a total that can rise to 400,000 within 24 hours when reservists are mobilised. Only a fraction is involved in the current operation in southern Lebanon.

The Palestinian forces are composed almost entirely of ground troops armed with light weapons and rockets. Their mobile and fixed anti-aircraft batteries have long proved ineffectual against the Israeli air force, which dominates the skies over Lebanon.

The defence experts believe most of the few heavy weapons the guerrillas possess are fully deployed, with little in reserve. The heavy weapons include Katyusha rocket batteries, used to hit targets in Northern Israel, and which may already have been lost to the invasion force.

The guerrillas also have an unknown number of 130 mm guns and about 35 aged Soviet T 34 tanks, the defence experts said.

Israel has at least 3,500 tanks, some of which it has been using in the present invasion. Its armoured personnel carriers contrast to the open trucks and jeeps the Palestinian forces use for rapid deployment.

Israeli officials said recently that the Palestinians had doubled their firepower in southern Lebanon in the past year and were trying to obtain sophisticated weapons, including surface-to-surface missiles.

EEC may hold special meeting

BRUSSELS—The 10 European Economic Community nations were yesterday considering holding a special Foreign Ministers' meeting to review the Middle East situation following the Israeli invasion of South Lebanon.

A spokesman for the Belgian Foreign Affairs Ministry said Greece requested such a meeting on Sunday, several hours after the invasion began. The request was addressed to Belgium, the current president of the EEC Ministerial Council.

"Not all answers are in and no decision about a special meeting has been made yet," the spokesman said.

He added that Foreign Minister Leo Tindemans, in New York to attend the United Nations disarmament conference, "is being kept informed of developments." Mr Tindemans is ready to return to Brussels immediately.

He flew to New York yesterday and was not scheduled to return home until Wednesday.

Agencies

Mubarak condemns Israeli action

BY CHARLES RICHARDS IN CAIRO

PRESIDENT Hosni Mubarak's condemnation of the Israeli incursion into southern Lebanon is being expressed in the strongest terms used by the Egyptian Government since the late President Sadat launched in 1977 his initiative for peace with Israel.

After meeting with his senior foreign policy advisers, Mr Mubarak called the Israeli action "a flagrant violation of international law" and demanded an immediate withdrawal of Israeli forces. He said that the increased instability and tension in the region will affect the peace process.

His condemnation followed hard on another similar statement from the Egyptian Cabinet. This condemned the assassination attempt on the Israeli Ambassador in London, but said it could not justify the indiscriminate killing of innocent civilians, including women and children, in Lebanon.

President Mubarak has followed his statements by sending messages to President Reagan and Mr Menahem Begin, the Israeli Prime Minister, as part of diplomatic moves to press Israel into withdrawing its forces.

Supporters of the peace process—to which Egypt is undoubtedly committed—point out that Egypt's condemnation is more effective than the response from all other Arab countries, which have no diplomatic relations with Israel. Last night, Egypt's Ambassador to Israel was ordered to deliver a sharp note of protest to the Israeli Foreign Ministry.

Now that Egypt has recovered the remaining parts of its territory in Sinai, lost in the 1967 war, it can afford to be more flexible in its response. How flexible is not yet clear. Were Egypt to cut off diplomatic relations with Israel, sufficient voices would be raised in Jerusalem to call such a move provocation enough to re-occupy the Sinai, from which Egyptian forces have been virtually excluded under the terms of the peace treaty.

U.S. envoy bids to head off war

VERSAILLES — Mr Philip Habib, the U.S. envoy, has arrived in Jerusalem, with new instructions from President Ronald Reagan, in an effort to prevent the latest Israel-Lebanon border fighting from turning into an all-out war.

Mr Habib, who negotiated the fragile ceasefire between Israel and the Palestinian strongholds in southern Lebanon 11 months ago, stopped to confer with Mr Reagan and other U.S. advisers here on Sunday en route to Israel.

Mr Reagan took time out from a seven-nation economic summit of the leading industrial nations to meet Mr Habib. U.S. administration officials said there was little else the President could do until Mr Habib reports the results of his conversations in Israel.

Although Mr Larry Speakes, the deputy White House press secretary, said the U.S. "pulled out all stops" in seeking to halt the fighting, U.S. officials appeared reluctant to criticise Israel.

Mr Alexander Haig, the U.S. Secretary of State, travelling with the President, said his government was "extremely concerned about the escalating cycle of violence." Asked whether it was legitimate for for Israel to use aircraft and tanks supplied by the U.S., Mr Haig replied: "These are questions of extreme importance, questions on which assessments will be made in the hours ahead." He said the issue was "not unrelated to the discussions Mr Habib will have in Israel."

But Mr Haig refused to say whether the administration agreed with the condemnation of Israeli violence issued by President Francois Mitterrand of France on behalf of the seven nations represented at the summit, which ended here on Sunday.

At the UN, Mrs Jeanne Kirkpatrick, the U.S. ambassador, said it would "not be reasonable or balanced or fair simply to point a finger of blame" at Israel for violating the ceasefire, if reports of the PLO shelling Israeli villages

Reagan sends peace plea to Begin

Below is the text of a letter from U.S. President Ronald Reagan to Israeli Prime Minister Menachem Begin. The text was released in English by the Israel Government press office.

FOLLOWING the abominable shooting of Ambassador (Shlomo) Argov and the subsequent escalation of violence, I am sure you are aware of our efforts with interested parties in Europe and the Middle East to urge that no further actions be taken against Israel that could only worsen the situation. As we continue our efforts, I hope you will give the most serious consideration to the message Ambassador (Samuel H.) Lewis conveyed to you late Saturday evening and will do what you can to avoid military steps that could lead to a widening of the conflict and even greater Israeli casualties.

Secretary (of State Alexander M.) Haig and I will be consulting with Ambassador (Philip) Habib today. Following those discussions, if the situation permits, we will ask him to proceed on his mission to the area as scheduled. I hope you will agree on the need to work together to bring about those conditions which, over time, will recreate a stable and secure Labonon and ultimately lead to security on Israel's northern border.

I pray our efforts will succeed to ensure that the situation does not go beyond the violence of recent hours. As you know, the security of Israel remains of the utmost concern to me.

● At least two rockets slammed into the U.S. Embassy in Beirut yesterday. There were believed to be no casualties.

Doubts on no-war pact

BY K. K. SHARMA IN NEW DELHI

PAKISTAN has sent a draft of a no-war pact to the Indian Government, but it was made clear in New Delhi yesterday that it was unacceptable to India in its present form. An official spokesman said that the draft would require "considerable amendments, modifications and additions."

The draft is expected to be discussed when foreign secretaries of the two Governments meet in Islamabad next month to resume the stalled dialogue on normalisation of Indo-Pakistan relations. This was broken off by India last February after Pakistan raised the issue at a human rights conference in Geneva.

The contents of the Pakistani draft have not been revealed. Indications are that it is limited to the no-war pact proposal. India wants any agreement on normalisation to be based on more concrete institutions and has suggested the formation of a joint commission for economic co-operation and the signing of a treaty of friendship

Japan investment up 90%

BY CHARLES SMITH IN TOKYO

JAPAN'S direct foreign investment rose by nearly 90 per cent to $8.9bn (£4.97bn) in the 1981 fiscal year, the Finance Ministry has announced.

A large part of the rise was due to the fact that Japanese companies increased their loans to their own overseas subsidiaries to take advantage of lower interest rates in Japan. Much of the remainder reflected Japan's efforts to establish production bases within Western markets to deflect criticisms of Japanese exports.

The overall total of $8.9bn includes $5.57bn-worth of "loan acquisitions" by Japanese companies—a rise of 155 per cent on the 1980 figures—and $3.2bn-worth of share acquisitions (up by 40 per cent).

U.S. $150,000,000

Midland International Financial Services B.V.

(Incorporated with limited liability in the Netherlands)

Guaranteed Floating Rate Notes 1992
Convertible until June 1985
into 9½% Guaranteed Bonds 1992

Guaranteed on a subordinated basis as to payment of principal, premium (if any) and interest by

Midland Bank plc

For the six months from 7th June, 1982 to 7th December, 1982 the Notes will carry an interest rate of 15 7/16% per annum. On 7th December, 1982 interest of U.S. $382.84 will be due per U.S. $5,000 Note for Coupon No. 5.

The Conversion Interest Amount applicable to Notes which are presented for conversion on or before 1st December 1982 will be U.S. $31.67 for each U.S. $5,000 Note and this will be payable on 31st December, 1982.

Agent Bank: Morgan Guaranty Trust Company London

ROGERS AVIATION
for
BUSINESS AIRCRAFT
"MORE TIME IN YOUR DAY"
SALES
MAINTENANCE
MODIFICATIONS
TEL: ENGLAND 0234 62441
TELEX: 825772 ROJET

HIRE
AIR CONDITIONING
Offices·Shops·Restaurants·Factories
ANDREWS
01-648 6174
OR SEE YELLOW PAGES

Mugabe may ease line on investment code

BY OUR HARARE CORRESPONDENT

THE ZIMBABWE Prime Minister, Mr Robert Mugabe, hinted at a softening of his Government's attitude towards an "investment code," intended to encourage new foreign investment on his return from his three-week visit to Western Europe.

The Mugabe Government has hitherto rejected calls from potential foreign investors for such a code on the ground that more than adequate protection is provided in the Lancaster House constitution.

But at a news conference yesterday Mr Mugabe said that he still believed that the general principles already set out by his Government were adequate but added: "If there is a need for an investment code, we will consider having one."

He did not go into detail but promised that "something will be said" in the three-year transitional development plan

Mr Mugabe told newsmen that overall his trip had yielded "tremendous benefits," though he accepted that further economic assistance to Zimbabwe would be constrained by the difficulties facing the industrialised world.

The softer tone on an investment code is thought likely to reflect pressure from Western Europe for a more positive stance by the Harare Government towards foreign investment.

Shortly after Mr Mugabe's news conference, Zimbank, the country's second largest banking group, which is State-owned, appealed for action to attract foreign investment into the private sector and boost exports.

Zimbank warned in its May economic review that the country's balance of payments deficit more than doubled last year from £120m to £300m. It predicts an improvement in 1982 due to higher tobacco, meat and maize earnings and enhanced aid inflows, but warns that the balance of payments will come under renewed strain from 1983 onwards.

Debt servicing costs will rise, imports, including food imports, will rise and export growth remain "sluggish." It calls for action to attract new foreign investment and boost exports so that the private sector is able to meet the ambitious development plan investment target set for it by the Government.

Saudi Arabia first quarter imports rise

BAHRAIN — Saudia Arabia imported goods worth 33.5bn Riyals (£5.44bn) in the first quarter of this year, 16.3 per cent more than in the equivalent period last year, the official Saudi Press Agency said.

The first-quarter imports last year totalled 28bn riyals, it said.

The agency, quoting Finance Ministry figures, said imports of cement, steel and flour were markedly down because of higher domestic output of those products, but purchases of cars, barley, meat, fruit and vegetables increased.

Reuter.

Fall in oil income jeopardises Indonesia's growth

BY RICHARD COWPER IN JAKARTA

OPEC IN CRISIS

INDONESIA

This is the sixth article in a series examining the effect of pressure on oil prices in selected producing countries.

INDONESIA is Asia's only member of the Organisation of Petroleum Exporting Countries (Opec) and its most populous nation but, despite its wealth of natural resources, it remains one of the poorer nations in the developing world.

The country is already suffering from weak demand and poor prices for its commodity exports: in the first three months of this year these were down around 35 per cent compared with the same period in 1981. Now, the world recession has affected Indonesia's top export: oil.

Weak demand among its main overseas customers, coupled with Opec's production ceiling, has pushed Indonesia's production and exports down by around 20 per cent in the last few months. Fears that this could continue for the rest of the year are causing considerable alarm in Indonesian government circles over the country's mid-term economic prospects.

Oil plays a vital role in Indonesia's economy, accounting for around 70 per cent of the country's gross foreign exchange earnings and a similar proportion of government revenues.

Weak demand forced the Government to reduce output by around 8 per cent in the first three months of this year, from an average of 1.6m b/d per day in 1981 to 1.47m b/d. Starting from April 1, Opec imposed a production ceiling of 1.3m b/d and since then output has been running at around 1.26m b/d, down 21 per cent on last year's daily average.

Exports have fallen by a smaller amount, mainly because the Government increased its imports at low spot prices thus allowing it to export more at the official government price. Nevertheless, Indonesia's oil exports, now running at around 850,000 b/d, are at their lowest level for nine years, and at least 200,000 b/d down on last year.

If the current level continues for the rest of the financial year (and it seems certain to do so for at least the first six months) foreign exchange earnings from crude exports would be US$2.6bn (£1.4bn) less than last year's total of $13.5bn. Dr Subroto, Indonesia's Minister for Mines and Energy, recently calculated that the Opec production ceiling would reduce projected government revenues by $680m a quarter, or around $2.7bn for the year.

In the short term, however, there is no great cause for worry. Careful fiscal management during the oil boom years of 1979-80 has helped push Indonesian reserves to around $10.5bn now—the equivalent of almost six months' imports.

In addition, the Government is taking a number of measures which it says will enable it to increase development spending in line with the budget presented to Parliament in January this year. Improving tax colection, tapping surpluses currently lying unused in the bank accounts of state enterprises, and boosting non-oil exports as well as increasing commercial borrowing are just some of the measures which the Government says will allow it to increase development expenditure in real terms.

Barring a disastrous rice crop, there seems no reason why Indonesia's economy should not grow at more than 5 per cent in 1982-83.

If, however, the West does not begin to pull out of recession towards the end of this year and the market for Indonesia's oil and commodity exports shows no marked improvement, there seems little doubt that the Indonesian Government will have to slow down its economic development programme, with serious consequences for the country's 155m population.

Government budgetary outlays play a crucial role in the country's overall economic growth and provide the main link between the external export-oriented sector and the largely subsistence domestic economy.

The world recession has already led to a sharp reversal in Indonesia's external financial position. In 1980-81 the country was awash in a sea of oil money following the last Opec oil boom, and it recorded a $2.5bn surplus on the balance of payments current account. Last year, however, this was replaced by a $2.5bn deficit — an overall deterioration of $5bn.

In 1982-83 the current account balance is almost certain to decline even further, with some economists predicting a deficit of up to $4.5bn. Though the overall balance of payments position looks less worrying, the prospect of a continuation of this year's expected $1.5bn deficit does have serious implications for the level of future government spending, even if—as is likely—Jakarta increases its level of foreign commercial borrowing. But, with 3m new mouths and more than 2m new jobs to find every year any sizeable cut in government spending could have a serious effect, not only on overall economic growth rates, but also on the already high level of poverty.

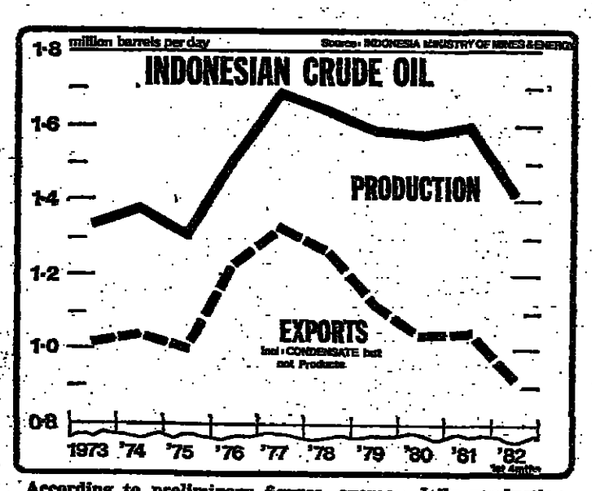

According to preliminary figures, average daily production in April was 1.24m b/d, while average daily exports in April were 0.86m b/d

Nominal aid likely to stay level after World Bank meeting

BY RICHARD COWPER

WESTERN AID donors are expected to express their dismay at two controversial Indonesian government decrees when they meet in The Hague today under the auspices of the World Bank to make their annual aid pledge to Indonesia.

But the meeting will be something of a milestone for the Indonesia Government. For the first time, the World Bank, in its annual report on the Indonesian economy, places Indonesia firmly in the ranks of its middle-income category.

According to the Bank, two years of economic growth have pushed up GNP per capita from U.S.$370 in 1979 to U.S.$521 in 1981.

But here the self-congratulation will stop. Oil exports are likely to decline by at least 15 per cent in 1982-83 and non-oil exports are virtually static. The Indonesian economy is facing hard times.

Balance of payment deficits are likely to be much larger than thought just six months ago and the Government may have serious problems in achieving target economic growth of 7 per cent.

The delegates, from 12 industrialised nations and five international agencies, are therefore likely to accept the recommendation of the World Bank that the nominal level of overseas development assistance be maintained at last year's level of around US$1.9bn.

They will, however, be keen to point out, at least in private meetings, that Indonesia's controversial new counter-purchase and shipping policies are both discriminatory and unworkable.

THE FALKLANDS CRISIS

Cuban military aid likely to be refused in the short term

BY JIMMY BURNS IN BUENOS AIRES

ARGENTINA IS unlikely to take up immediately what it claims is an offer of military assistance from Cuba, but has not ruled out changing its mind if the conflict with Britain worsens.

Sr Carlos Rafael Rodriguez, the Cuban Vice-President, said in Madrid over the weekend that his country was prepared to become "fully involved" in the Kalklands crisis and would offer Argentina any assistance it wished. He was speaking on his way to a Comecon meeting in Budapest.

However, Buenos Aires government officials returning from the meeting of the non-aligned movement in Havana have stressed the diplomatic rather than the military aspect of Argentine-Cuban relations.

Speculation that Argentina might be considering Cuban military assistance was fuelled by the presence in Havana last week of General Hector Iglesias, a senior adviser to President Leopoldo Galtieri. But rapprochment with Havana, as aired publicly by Sr Nicanor Costa Mendez, Argentina's Foreign Minister, is aimed principally at broadening the support of non-aligned countries for the Argentine cause at the United Nations, officials indicate.

The public emphasis of Cuban solidarity also appears to be part of Argentina's general diplomatic manoeuvring aimed at putting pressure on Washington to adopt a more neutral line. It is aimed particularly at strengthening the arguments of the "Latin Americanists" within the Reagan Administration who fear an escalation of the Falklands conflict, the eradication of the U.S. presence in Latin America, and growing Soviet bloc influence.

Argentine Foreign Ministry officials yesterday were privately expressing their delight over the debacle about the U.S. veto at the UN last Friday, and the number of votes backing the joint Spanish-Panamanian resolution which calls for an immediate ceasefire.

Caution over the acceptance of direct assistance from Cuba, and from the Soviet Union for that matter, appears to reflect pressure from more conservative elemnts within the armed forces, for whom the thought of open military co-operation between Argentina and either Cuba or Moscow remains anathema.

Cunard 'staggered' over return of troopship QE2

FINANCIAL TIMES REPORTER

THE Cunard Steam-ship Company voiced surprise and scarcely restrained delight yesterday at the news that their flagship, 67,000 tonnes QE2, is returning to Britain.

The liner, whose main job was to disembark 3,000 troops of the 5th Infantry Brigade on the Falklands, has not seen any fighting. The landings were thought to have been unopposed.

Mr Bernard Crisp, Cunard's UK Director, said: "We were very proud to be called upon to help, but we are relieved and grateful she's now coming home."

When he had been told the ship would be back in Southampton on Friday the news had staggered him, he said.

The four weeks that the liner has been out of normal action had cost its owners an "incredible" amount of money. But he did not think customers had been permanently lost to other lines.

"Our prime aim now is to get the ship back into impeccable condition," he said. The reconversion is almost certain to be done at Cunard's traditional UK ship repair home, Vosper Shiprepairers of Southampton, which carried out the original conversion of the liner into a troopship.

...The work is expected to take at least a month.

Cunard is understood to have taken some 3,000 photographs of the ship before her departure for the Falklands in order to back up possible claim to the Government for consequential loss.

Reagan and Pope talk on conflict

By Rupert Cornwell in Rome

PRESIDENT REAGAN yesterday examined with the Pope the prospects for an end to the Falklands war, hours before setting off on a two-day visit to Britain at which the south Atlantic crisis will be the dominating theme.

No details emerged from their 50 minutes of private discussions at the Vatican.

However the meetings could be an important element in the efforts to find a solution to the Falklands dispute. While President Reagan is now in London, John Paul II on Thursday leaves for his hastily arranged mission to Buenos Aires, when he is likely to meet President Leopoldo Galtieri.

Yesterday's official statements in public gave little clue to the substance of the discussions. President Reagan spoke generally of the mutual concern of Washington and the Vatican over events in the south Atlantic.

The Pope again emphasised his overriding preoccupation with the peace of the world, threatened by acute tensions in the south Atlantic, by the war between Iran and Iraq, and now Israel's invasion of Lebanon.

Workers put in overtime

Overtime of ten-hour shifts is being worked by 100 employees of James Smith and Co. at their works in Drewry Lane, Derby, to produce waterproof uniforms needed urgently by the British task force fighting in freezing conditions.

More than 2,000 items have already been despatched by the uniform manufacturers to the South Atlantic.

● Vice Admiral Sir Lindsey Bryson, the Controller of the navy, has thanked Rolls Royce workers at Ansey, near Coventry, for their service to the Royal Navy in the crisis. He praised their increasing efforts for Olympus and Tyne engine production, and their very prompt response to the many demands for spares.

There was also a tribute from the Royal Navy and the RAF headquarters in West Germany who said the Pegasus-powered Harriers had out-fought and outmanoeuvred the best of Argentina's supersonic and subsonic fighters.

Jimmy Burns, in Buenos Aires, reports on improving prospects for political changes

Argentine armed forces jockey for position

AS ARGENTINA braces itself for a bloody battle at Port Stanley and for a possible escalated conflict leading eventually to a bitterly negotiated settlement with Britain, the military junta is under increasing pressure from politicians to cede at least part of its monopoly of political power. What will happen "after the war" has virtually replaced "the war" as the focus of political debate.

The pressures were already building up before the military invasion of the Falklands on April 2. They were temporarily submerged beneath the nationalist euphoria that followed immediately afterwards.

But more recently the junta has been forced by events to modify many of its policies, particularly in foreign policy and economic fields, bringing it into line with what has been demanded in the past by the bulk of the opposition parties. What a few weeks ago was anathema to the military regime has now become acceptable, publicly at least, as was epitomised in the photograph of Sr Nicanor Costa Mendez, the Foreign Minister, warmly hugging Fidel Castro.



Troops of the 5th Infantry Brigade going ashore near San Carlos. They transferred to landing craft from the liner QE2

Officially, Argentina has achieved a new national unity as a result of its struggle against Britain. But beneath the surface, the Falklands crisis has opened up a Pandora's box of vested interests, and there are wide differences about what the scope and depth of further change should be.

Sr Deolindo Bittel, the president of the ultra-nationalist Peronist Party, has drawn up an ambitious proposal for greater civilian participation in government.

The plan involves the election of a civilian Prime Minister by an *ad hoc* grouping of generals and politicians. The junta would be allowed to continue as a collegiate executive branch, but the new Prime Minister would be entrusted with forming a more representative Cabinet to lead Argentina through a transition phase and full elections in two to three years' time. Implicit in the plan is the replacement of Gen Leopoldo Galtieri by a more clearly defined populist figure.

This acceptance by the Peronist leadership of what amounts to a new civilian-military alliance is traditionally rooted in the party philosophy—the party's founder, Juan Peron, was first and foremost a general who courted civilian support.

But the plan presupposes the existence of a Peron figure at a time when the current batch of aspiring populist military figures lack either sufficient military support or the assured backing of influential civilian sectors.

Flirtation

The more middle-of-the-road Radicals, the other main political grouping in Argentina, have never shared the same flirtation with the military. Sectors within the party are pressing for a less ambiguous political liberalisation, involving the replacement of a junta by a civilian president. Sr Arturo Illia, Radical president of Argentina between 1963-66, is being brandished as a possible transition leader.

Draft political plans have been discussed at several private meetings between military officers and politicians in recent weks. At the same time, the army, which has for years jealously guarded its position within the armed forces as the main forger of political changes, has formed a think tank of general entrusted with formulating an amended political programme for the post war period.

Reports of major splits within the junta are exaggerated. Had its members really been at each other's throats from the early days of the Falklands crisis, it is doubtful whether the armed forces could have sustained a relatively successful defence of the islands, or that domestic politics could have survived without a palace coup or something similar.

But beneath the solid military exterior, the collegiate rule of the junta does appear to be the strain of a war which gets more messy by the day.

The course of the crisis has upset a delicate power balance within the military structure. This has traditionally rested on an all-powerful army, from which successive presidents have been drawn, a less powerful but nevertheless intellectually influential navy, and a politically less significant air force.

This balance had remained unaltered for most of this century—until April 2, when the armed forces became involved in their first international war. Previously, the role of the military was defined within the parameters of domestic politics.

As the Falklands war has developed, the branches of the armed forces have been jockeying for new positions.

The Argentine Air Force, thanks to the exploits of its pilots, has found a prominent place in public opinion and, probably for the first time in history, has begun to make its voice heard politically.

Participation

The most important political statement to have come out from within the junta recently has been issued by Brig-Gen Basilio Lami Dozo, the air force chief. He said that once the war was over the military would have to consider seriously a change of economic policy as well as a greater participation in decision-making by civilians.

Indicative of the air force's newly-won prestige is the monument raised to it two weeks ago—the first dedicated to any branch of the armed forces since the outbreak of the war. The picturesque and popular Plaza Britannia, site of the imitation Big Ben clock tower in downtown Buenos Aires, has been renamed Plaza de la Fuerza Aerea (Air Force Square).

The navy, however, is unlikely to give up its second place in the military ranking without putting up some resistance. Navy officers will argue that it was their infantry which first set foot on the Falklands, their conscripts who were heroically sacrificed in the General Belgrano and their aircraft which, with Exocet missiles, sunk HMS Sheffield.

More equivocal has been the role of the army. The changes of policy provoked by the Falklands crisis have stirred old rivalries and confused priorities.

The army hierarchy which pulled off the 1976 coup was essentially made up of "liberal" officers—pro-Western in foreign policy and military alliances, virulently anti-Marxist in its domestic politics and defenders of the free market on the economic front.

Events of the past few weeks have strengthened the hands of those "nationalist" officers who favour the opposite. Many see the attraction of Sr Bittel's civilian-military alliance, but a number are doggedly committed to the "process" initiated in 1976 and insist that it is the military which should keep firmly in control, at least until March 1984, the date when President Galtieri's current term expires.

Gen Galtieri himself remains a political enigma. It is hard to believe that, having so warmly courted U.S. military officers just before he assumed the Presidency last December, he is now the junta member most openly entertaining the idea of Soviet military assistance.

Much political uncertainty also surrounds the attitudes of military officers most directly involved in the Falklands fighting. Those who have been experiencing harsh conditions in the front lines and who have been projected by the government propaganda machine to heroic heights may well be tempted by the prospect of political power—or at the very least of having their demands listened to—once they return to the mainland.

Gen Mario Benjamin Menendez, the military governor of Stanley, is already seen by some as the new Gen San Martin—the hero of Argentina's 19th century war of independence.

Introducing GasWarm– the new generation of Gas Homes.

Now everyone can be more comfortably off.

If you're in the business of designing, building or selling new homes, GasWarm will be right up your street.

Everyone interested in buying a new home—from bachelor flat to the largest luxury house—will also find GasWarm very comforting news.

For this major initiative from British Gas is based on the overwhelming consumer preference for gas: the new generation of gas homes will have saleability built-in.

To qualify for the full advertising and promotional support available from British Gas—culminating in a Certificate for each GasWarm Home—housebuilders will naturally have to include gas in their plans.

They will have to make it the primary fuel for heating and hot water, and provide it for use in the kitchen.

The homes themselves must be energy-efficient, with all the qualities of design, construction and insulation that implies.

And the modern, responsive British Gas-approved systems and appliances, correctly installed, will also be fuel-efficient and incorporate appropriate controls to help conserve both fuel and money.

No fuel is better equipped to take the lead in this way. Its versatility and flexibility offer architects total design freedom, builders full scope with economic installation, estate agents a brighter prospect of properties that are easier to sell, homeowners with a unique combination of comfort—and running costs that are more comfortable to live with.

No wonder the advertising theme chosen to launch GasWarm is based on the favourite Happy Families card game: Happy Families is what living in a GasWarm Home is all about.

There's no such thing as cheap fuel these days, but gas is still the best way to conserve resources—homeowners' money and the nation's energy supplies. It gives the most efficient results—from natural gas field into the home.

And in the homes you design it's the unique controllability of gas that always makes it best value for money. British Gas' investment programme will maintain that value for generations to come.

The Housing Development Manager of your British Gas Region has a full pack of information about GasWarm: contact him now to receive your winning hand.

BRITISH GAS

With gas, everyone's more comfortably off.

HOW READY IS YOUR READY-MADE FACTORY?

You know the set-up. No heat. No power. No offices. Sign tomorrow then three months before you can move in. Make the best of it. Look for your blessings and then try to count them.

Well, you can forget all that, now Northampton can offer you Brackmills 7. These are the last word in ready-made factories. All the amenities are there. Waiting for you. Ready. Right down to car-parking and landscaping. Everything you need.

Sign in the morning—move in after lunch. We're that ready for you. And there's more good news. Rents go from £2.05 to £2.20 per square foot. Sizes go from 5000 to 20 000 square feet.

Even the location's on your side. Brackmills 7 is only 5 minutes from M1 junction 15.

And Northampton's not just another new town. It's been growing for 6000 years. Expanding. Maturing. Developing one of the best labour relations records in the country. Adding schools. Social facilities. Homes. Getting Ready for you.



Take a closer look at the outstanding specification of these industrial units and write or phone today for a full colour brochure.

Brackmills 7 Ready-made and Ready now

expanding NORTHAMPTON

Contact Donald McLean on 0604 34734

Northampton Development Corporation, 2-3 Market Square, Northampton NN1 2EN

THE FRENCH ART OF FINE LIVING COMES TO BAGHDAD

Now, in addition to Abu Dhabi, Cairo, Damascus, Dhahran, Jeddah, Khartoum, Kuwait, Palmyra, Latakia and Sharjah, you can find the French art of fine living in Baghdad, the city of the "Arabian Nights".

The address of this unique "savoir-vivre": Hotel Meridien, Street 47, Mahallat 102, Baghdad, Iraq.

Reservation and information: see your travel agent, your Air France ticket office or in Paris call 757.15.70, in London 493.06.09.

MERIDIEN
LES HOTELS D'AIR FRANCE

THE FRENCH STYLE OF FINE LIVING IN THE WORLD

BANQUE DU LIBAN ET D'OUTRE-MER SAL (BLOM)
Beirut - Lebanon

announces the opening of a
REPRESENTATIVE OFFICE IN LONDON

Temporary address: 4-6 Copthall Avenue
London EC2R 7DA — Telephone: 01-628 5830

BLOM has 22 branches operating in
Lebanon - Saudi Arabia - United Arab Emirates - Sultanate of Oman (1982)

Sister Banks
Banque de l'Orient Arabe et d'Outre-Mer (BANORABE)
10, Rue de la Paix — 75002 Paris
Banque Unie pour l'Orient Arabe (BANORIENT)
2, Rue du Marché CH — 1204 Geneva
Banques Unies pour l'Afrique (BANAFRIQUE)
25-27 Avenue Général de Gaulle, Abidjan, Côte d'Ivoire

Campaign for ERA enters final phase

By Our Washington Correspondent

THE CAMPAIGN for a constitutional amendment to guarantee equal rights in all fields of law for women entered its final, desperate phase over the weekend as the June 30 deadline for ratification of an Equal Rights Amendment drew near.

Supporters of ERA need three more states to ratify the amendment by that date and Sunday saw massive demonstrations in Springfield, the state capital of Illinois, the only industrial state not to have voted for ERA so far.

In addition to the demonstrations, seven women have gone on hunger strike in Illinois, vowing not to eat until the state legislature ratifies the amendment.

This tactic has alienated some legislators who had previously supported the amendment but fear that a precedent might be set for other special interest groups.

Other states in which ERA supporters are mounting last ditch campaigns for ratification are Florida, North Carolina and Georgia, where ex-presidents Jimmy Carter, Gerald Ford, Richard Nixon and their wives had all campaigned for the amendment.

UNDP suffers heavy loss

GENEVA — The rising dollar cost the United Nations Development Programme $75m last year and the loss could be even greater this year, Mr Bradford Morse, UNDP administrator Bradford Morse said yesterday.

California opens election season

BY ANATOLE KALETSKY IN WASHINGTON

THE U.S. election season swings into action today as the polls open in California, the largest state in the union, for the primary election. Voters will choose the Democrats and Republican candidates who will stand for senator, governor and a host of lesser offices in the final election in November.

The candidates for senator present a bewildering variety of political options and personalities with exceptional "name recognition factors," including Governor Jerry Brown, writer Gore Vidal, Mr Barry Goldwater, Jr., and even President Reagan's daughter Maureen.

Opinion polls indicate, however, that voters will select professional politicians from both parties and in the process deliver something of a rebuff to the conservative movement in this key state.

Mr Goldwater, son of the right-wing senator from Arizona who contested the presidency in 1964 against Lyndon Johnson, had been considered an easy winner in the Republican race until a few months ago.

Since then he has faced a strong challenge from another extremely well financed candidate even further to the right, Mr Robert Dornan, and his decisive lead began to disintegrate amid charges that he lacked intelligence and independence from his father's thinking. He was also accused of being soft on moral issues such as homosexuality and abortion.

But as the election drew nearer, Mr Dornan, too, appears to have lost ground and the clear front runners now are two moderate Republicans, Mayor Pete Wilson of San Diego and representative Paul McCloskey.

A victory for either of them in the Senate primary will be a clear setback for the "moral majority" and something of a setback for resurgent conservatism in the state that launched Ronald Reagan in politics.

In the Democrat's senate ace, Governor Brown is the clear leader. Despite his reputation for somewhat bizarre political ideas—he once proposed that California should have its own independent space programme, for example—and his controversial personal life, including a much-publicised relationship with singer Linda Ronstadt, Mr Brown sees a senate seat as a launching pad for the U.S. presidency.

If he succeeds in winning the Democratic nomination, he stands a good chance of getting to the Senate and could become a serious presidential contender in 1988 or later, after establishing himself as a national politician.

In addition to voting for political candidates, the electors will be deciding today on a number of controversial referendum issues, including the construction of a multi-billion dollar "peripheral canal" to carry water supplies from northern California to Los Angeles and San Diego and a proposal by Mr Howard Jarvis, the anti-tax campaigner, to limit the state's ability to raise taxes more rapidly than inflation.

Costa Rica to strengthen controls over immigrants

THE COSTA RICAN Government, has announced it will strengthen controls over the estimated 220,000 foreigners living inside the country, AP reports from San Jose.

Public Security Minister Angel Edmundo Solano has said an estimated 60,000 aliens who have entered the Central American country illegally will be investigated by immigration officials.

They will be required to apply for the necessary documents and if any refuse they will be deported.

Anyone classified as "undesirable" will also be deported, Edmundo Solano said. But he did not say what criteria would be used to make that determination.

He indicated that the 5,000 Cubans who entered Costa Rica with the hope of later gaining entry to some other country, in most cases the U.S., would receive special consideration.

● The army in El Salvador pledged to defend the U.S.-backed "land to the tiller" agrarian reform programme in a land-title ceremony at the weekend. However, evictions of the programme's tenant farmer beneficiaries continued, AP writes from Santa Tecla.

After a speech by army Chief of Staff Colonel Rafael Flores Lima, 500 peasants wer given provisional titles to the small plots of land they had claimed from their former landlords under the programme.

But the Popular Democratic Union, a coalition of peasant organisations, said many landlords, emboldened by the right-wing election victory, have started to evict peasants from land claimed under the programme. Nearly 10,000 have been evicted, according to the union.

U.S. steel companies seek talks on labour contract

BY RICHARD LAMBERT IN NEW YORK

U.S. STEEL producers in an unprecedented move, have asked the United Steeworkers' Union for early talks on the basic labour contract which covers some 250,000 workers.

The request has prompted speculation that the steel companies will seek to renegotiate terms of the present three-year contract, which expires in August 1983.

In response, the union has called a meeting on June 18 of its executive board and some 600 local union presidents who make up the basic steel industry bargaining conference.

Under normal conditions, preliminary talks on a new contract would have started around the end of the year, with hard bargaining getting under way next spring.

The industry's eight company bargain group, however, evidently believes that the current crisis in the U.S. steel industry calls for the more urgent measures.

The steel companies recently made a formal presentation to union leaders, giving detailed comparisons between labour costs in the U.S. industry and its international competitors of the U.S. steel.

Employment of hourly paid workers in the industry has fallen to its lowest point for at least 50 years. Total compensation for an hourly paid worker, including pensions and other benefits, now amounts to a little under $22 an hour.

As well as the workers directly covered by the basic contract, any renegotiation would also affect another 80,000 or so workers whose employment terms follow the main industry settlement.

Wall St markets jittery after Drysdale default

BY DAVID LASCELLES IN NEW YORK

WHEN Marine Midland Bank, the large New York bank owned by the Hongkong and Shanghai Bank, announced last Friday that it had been forced temporarily to suspend dealings with Comark, a small securities trading outfit in California, Wall Street reacted with predictable shock.

With memories of the Drysdale affair still fresh, no one wants to hear of any more dealers in difficulty. As it turned out, the Comark problem was quite different from Drysdale (it centred on the validity of collateral Comark put up for a loan) and it was all sorted out in 24 hours. But it showed how jittery the markets have become.

The post-mortem into last month's Drysdale default is still under way, but it has already prompted Wall Street to take a hard look at its trading practices — and trading partners. At a different level, people also view the affair as another sign of the damage that high interest rates are doing to the U.S. financial fabric.

"None of this would have happened five years ago," said a seasoned trader. "Some people find these interest rates irresistible."

Although Drysdale's finances have still not been completely untangled (some of its chaotic records were apparently kept in shoe boxes), it now seems clear that it came to grief trying to exploit a couple of unusual quirks in Wall Street trading practices. These enabled it to divert other people's money — quite legitimately — into its own account and then speculate with it.

Drysdale was borrowing bonds from financial institutions for a small fee and then selling them "short" in the market hoping to buy them back later at a profit.

But, regardless of how successful the short sales were, Drysdale could guarantee to generate some cash for itself by picking up the accrued interest on the borrowed bonds that it sold. It did not have to put up collateral against this interest (which belonged to the securities' owners) and did not have to account for it until the Treasury coupon date, which could be several weeks away. So it had effectively generated "free" working capital.

Unfortunately, Drysdale gambled its gains away, possibly as much as $300m (£166m) worth, and was unable to pay the money back when the time came. The lenders stood to loose because Drysdale had not put up collateral against the interest.

As it happened, the three banks, Chase Manhattan, Manufacturers Hanover and U.S. Trust, who had helped Drysdale assemble the borrowed securities, agreed to foot the bill, but they did it grudgingly and may still sue to recover the money. Chase which paid the biggest share, expects to lose as much as $135m after tax.

It may seem astonishing that in a tough market like Wall Street, such a loophole should exist. But modern-day trading conventions evolved in the days when interest rates were much

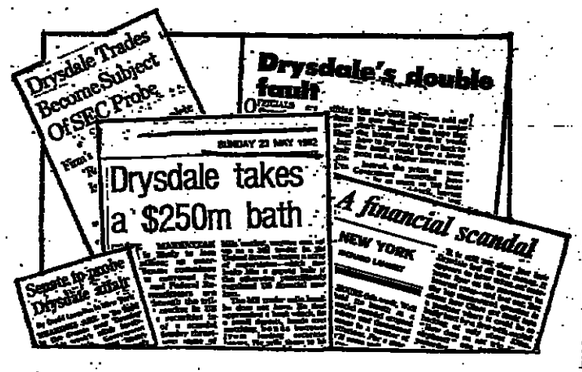

lower and accrued interest was so small that nobody bothered about it when lending securities out. Today, however, treasury bonds carry coupons of 14 per cent, which means that a six-month coupon on a $1,000 bond is worth $70.

Drysdale had "shorted" 4m such bonds. According to Mr Anthony Solomon, the president of the New York Federal

> The post-mortem into last month's Drysdale default is still underway, but it has already prompted Wall Street to take a look at its trading practices —and trading partners. It is also viewed as another sign of the damage high interest rates are doing to the U.S. financial fabric.

Reserve testifying to congress: "Its activities were conducted on a scale out of all proportion to its capital."

Within days of the affair, Wall Street government securities traders had got together to see what should be done. They proposed that, in future, borrowers of securities be required to put up collateral not just for the value of the bond but for the accrued interest as well. Some traders object to this idea, however, because it would add enormously to their paperwork.

Another issue which has to be resolved is the exact role that the banks play in securities lending. Part of the crisis stemmed from Chase's initial refusal to accept liability for Drysdale's debts because it was acting as agent, not principal, in the transaction.

Wall Street bond dealers are adamant, however, that while there may be no hard and fast rule, there is a convention that banks act as principals in these so-called "blind broking" deals when, as in the Drysdale case, Chase did not say to whom it was lending the securities.

This issue, which proved so costly to Chase, may yet be fought out in the courts. Meanwhile, it has cast a pall of mistrust over Wall Street's normally clubby bond-dealing community.

"There are only 36 big boys in this business and we all know each other well," said one of them. "But you can bet we are all going through our credit files right now." Several investment companies suspended their dealings with Wall Street for as much as two weeks while they ran a credit check on their clients. Some brokerage firms felt obliged to send out circulars saying what their capital was and who they were audited by.

The Federal Reserve has been watching closely because of the importance of the huge $750bn Treasury securities market, where the Treasury finances its burgeoning deficit and the Fed itself implements monetary policy.

Fed officials support the idea of changing collateral rules for borrowed bonds, but they are reluctant to tighten regulations because that might reduce the market's liquidity and drive up interest rates. They insist that Drysdale was a one-off case and no reason for a massive crack-down.

The Fed is also concerned about blind brokering, which it believed sharpened the crisis. Without taking sides in the Chase dispute, officials say that participants in the market must know for certain who it is they are dealing with.

Mr Solomon raised questions about the quality of controls at Chase in his testimony, and Wall Street is still buzzing with speculation over how Chase could have allowed itself to become so exposed to Drysdale. One theory is that the securities job—a comparatively tedious one involving a lot of paperwork—was assigned to too junior a person who had no idea what was going on.

Chase has still to tell the full story, and it may withhold it pending any legal action it decides to take.

No frills, no fantasies, just the facts.

The Office Automation Show & Conference.

The Barbican Centre, London
15th–17th June 1982.
10am to 6pm (4.30pm on 17th)

The facts are that office costs can now total nearly half of your business overheads.

The Office Automation Show/Conference defines your options for a cheaper, more efficient way to manage your business today – as well as in the future.

There's no room for science fiction. Only the latest automated systems available, and a conference that puts the benefits for your business into plain English.

This is a unique chance to see, discuss, understand and invest in the integrated electronic office of today.

That's what the Office Automation Show is all about. Make it your business to see it.

Send now for your free show ticket and full conference information to Office Automation Show/Conference, 232 Acton Lane, London W4 5DL. Telephone 01-747 3131. Telex 936028.

Please attach your business card or letterhead

OFFICE AUTOMATION SHOW/CONFERENCE

Please send me _____ ticket(s) _____ Conference Programme(s). No one under 18 admitted.

Name/Position _____

Company Name _____

Address _____

_____ Tel No. _____

☐ I am interested in exhibiting at the Office Automation Show.

FT/8/6

Please use capital letters

OHGNATWINS SPELLS SUCCESS

In one year, we've added quite a lot to the City's daily traffic.



The International Petroleum Exchange is now one year old.

Our growth in that year has been dramatic, not to say phenomenal.

To date, futures contracts of gas oil with a value of over $10 billion have been traded on the floor of the market in the City of London.

Contracts equivalent to a 300,000 tonne supertanker load are now made regularly on a daily basis.

Frankly, it stands to reason.

What the IPE offers you is a means of establishing the future price of fuel today.

And whether you are a producer, trader or consumer of oil products, price management is nothing less than commercial common sense these days.

Especially when banks regard companies which hedge on the IPE as a better financial risk.

Thanks to the IPE, producers and users benefit from much more flexibility in their selling and buying programmes. That's why IPE users have found themselves able to plan ahead on a much more predictable basis.

They've also found that they now enjoy an important new edge over their competitors.

We think you'll agree that few benefits could be more worthwhile.

To find out more, please send the coupon. It will bring you detailed information about the IPE, and a list of its members.

To: The Secretary, International Petroleum Exchange of London Limited, Cereal House, 58 Mark Lane, London, EC3R 7NE. Telephone: 01-481 2080. Further details please.

Name _____

Address _____

_____

Office Tel. _____ FT86

Oil Price Management **IPE**

WORLD TRADE NEWS

China approves foreign backed joint ventures

BY TONY WALKER IN PEKING

MORE THAN 40 joint ventures utilising foreign investment totalling some $189m (£103m) have been approved by the Chinese Government, an investment symposium was told yesterday.

Mr Wei Yuming, vice-Minister of Foreign Economic Relations and Trade, addressing the opening session of an investment promotion meeting in Canton sponsored by the UN Industrial Development Organisation and the Chinese Government, said considerable progress had been made in attracting foreign investment.

The investment promotion meeting is aimed at encouraging foreign participation in a range of ventures most of which involve technical upgrading of existing enterprises.

Mr Wei listed areas in which China would like to see a greater degree of foreign business participation as energy, textile and light industries, food processing, pharmaceuticals, electronics, building materials, telecommunications, animal raising and breeding and tourism.

Madam Chen Muhua, China's Minister for Foreign Economic Relations and Trade, assured visiting businessmen that China was committed to a long-term open-door policy.

"We hold that with the present high level of technology, no country in the world possesses the resources and funds needed for the development of its economy . . . every country must make trade-offs for its needs," she said.

Madam Chen described the Unido meeting as a "useful attempt" at promoting international economic co-operation. She sought to reassure visiting businessmen that the present anti-corruption campaign would not be allowed to interfere with China's open-door policy.

Some foreign businessmen are complaining that Chinese officials have been "scared off" by the anti-corruption campaign and are proving reluctant to get involved in business negotiations because of fears that the finger of suspicion might be pointed at them.

Meanwhile, European trade officials in Peking are preparing for a visit by M Etienne Davignon, vice-president of the European Commisison. M Davignon is expected to raise with Chinese officials European concern about the Community's reduced share of the China market in the past several years.

In 1978 the Community's share was 17 per cent, rising to 18 per cent in 1979. Last year it fell to 11 per cent. Projections for this year show a likely further slippage in the EEC's share of the China market.

EEC exports to China last year totalled about £2bn. Chinese exports to the Community reached £2.3bn, according to unofficial estimates

The official contrasted the Community's performance with that of Japan, which last year took a 27 per cent share of the China market, and the U.S., which accounted for 18 per cent in 1981, up 7 percentage points from 1978.

The main reason for the declining Community share of the China business is that the Chinese policy of readjustment has reduced demand for European steel products and machinery.

Japan to ease car import entry

By Paul Cheeseright in Tokyo

The Japanese Government will shortly announce new measures designed to ease the problems of foreign car importers. But they are unlikely to benefit Leyland Japan, the BL-Mitsui joint venture company which handles Jaguar, MG and Rover sales.

The measures, which will simplify inspection and documentation procedures for companies handling small volumes, were expected on June 1, importers said yesterday.

They are part of the Japanese Government's plan to liberalise imports, in the face of pressure from Western trading partners, and originate in the first package of decisions to improve market access which came out in January.

But importers expect the changes to lack substance because of the small number of car imports which will qualify for the new procedures.

Cars imported into Japan — and other markets — need either designated type approval on non-designated type approval.

Under the first, quality checks to ensure that the car meets the standards of the importing country are carried out in the plant of origin but, under the second, each car is individually inspected on arrival. The first system is usually used when sales are of high volume and the second when sales are of low volume.

The new Japanese system is expected to permit entry of cars without the arrival inspection procedure and with a reduced amount of documentation when model sales are up to just 100 a year.

This is seen as interpreting the idea of low volume car imports in the narrowest way.

Truck market 'faces testing decade'

BY NICK GARNETT, NORTHERN CORRESPONDENT

THE WORLD market for trucks of six tonnes and above would not pick up to the levels of the mid-1970s before the end of the decade, one of the industry's leading component suppliers said yesterday.

Mr Bob Gillison, president of the truck components division of the Eaton Corporation, which is a supplier to most of the world's truck builders, said the depressed situation in the large U.S. market was a particular long-term trouble spot.

But truck building is likely to rise in the U.S. during the second half of this year because of shrinking stocks. This is also likely to happen in the UK.

Mr Gillison was speaking at the formal opening of a new Manchester manufacturing plant for the transmission division of Eaton Limited, the UK holding company of the U.S. corporation.

Eaton, whose output includes gearboxes, axles and brakes, has a worldwide transmission capacity of 300,000 units a year. But it is currently utilising only a third of its installed capacity in its U.S. plants and about 70 per cent at its European sites.

Nevertheless, Mr Gillison said the company was bullish towards the market partly because new trucks were coming on stream and were using Eaton components.

The company had originally forecast a 5 per cent fall in truck production this year compared to last year. But that has been revised to 10 per cent.

It believes the market in Italy will probably be slacker in the second half of this year compared to the first half and this would probably also be the case for France.

Mr Gillison predicted that West Germany's domestic truck market would begin climbing out of recession next year or the year after, but that the country's outstanding export performance will soon begin to diminish very significantly.

The Japanese were generally beating German manufacturers in export markets other than those in which companies like Mercedes Benz had manufacturing plants. "The Japanese are not frightened of the Germans but the Germans are paranoid about the Japanese," he said.

One issue that component manufacturers were watching, said Mr Gillison, was whether builders like Mercedes Benz would be able to maintain their policy of manufacturing as many components as possible in house, including transmissions.

The number of truck makers would undoubtedly shrink, he said. It was still unclear though who "the losers" would be, and whether they would be taken over by bigger manufacturers ready to spread their research base or would simply be driven out of business.

Marconi wins $23m export order

By Lynton McLain

MARCONI AVIONICS, part of the GEC group, has won a further order, worth $23m (£12.6m) from General Dynamics for the Marconi head-up display system—for the F-16 fighter aircraft. The computer-controlled display system provides pilots with data on navigation and information for aiming weapons.

The contract was announced yesterday as Mr Patrick Jenkin, the Industry Secretary, handed over the 1,000th head-up display for the F-16 aircraft at a ceremony in Rochester, Kent, the headquarters of Marconi Avionics.

The order brings to £500m the total value of export contracts for Marconi Avionics equipment won in the past decade.

The avionics equipment includes nearly 5,000 head-up display systems for 40 different types of aircraft—more systems than the total combined production of the rest of the world, Marconi said yesterday.

The head-up display system for the General Dynamics F-16 aircraft was ordered into production in 1976 and is now in service with seven operators, including the United States Air Force.

Marconi Avionics is responsible for the design, production and supply of the completed head-up display systems for the F-16.

Sub-contractors for the system include Oldelft of Holland and Kongsberg Vapenfabrikk of Norway.

Marconi Avionics has increased the proportion of its total sales going for export from 41 per cent to 54 per cent over the past year. But Britain as a whole has a trade deficit in electronics equipment. This deficit was £300m in 1980 despite total UK output of electronics of £7.7bn, according to the National Economics Development Council.

Dual edge of Indonesia's shipping decree

BY RICHARD COWPER IN JAKARTA

THE INDONESIAN Government's recent decision that all imports and exports of Government-owned goods are to be carried by domestic shipping lines could result in a sizeable loss of earnings by foreign shipping companies. But it is also likely to push up sharply the cost of Indonesian imports and make Indonesia's exports less competitive on the world market.

Economists are arguing that the controversial new shipping decree, if fully implemented, may eventually deprive foreign shippers of around $600m a year, at current prices, in lost revenues. However, if Indonesia were to try and ship these goods itself freight costs could be as much as 30 per cent higher because of Indonesia's lack of an integrated world-wide shipping network and the relative inefficiency and lack of experience of Indonesian shippers.

Not surprisingly, however, the 23 foreign shipping companies based in Jakarta have been less concerned with the likely effect on a hard-pressed Indonesian economy than they have with the impact on their profit margins.

The decree, which came into effect on April 12, has brought forth a storm of protests from both foreign shippers and their goverments. It has already prompted the U.S. Government—itself widely criticised for protection of U.S. shipping interests—to send a pointed, *aide memoire* to the Indonesian Government calling for the suspension of the decree pending consultations.

In the absence of such discussions the U.S. Government says it would have no choice but to take retaliatory measures, which could involve limiting the number of Indonesian vessels calling at U.S. ports. The EEC—slower to react—is now contemplating a similar protest.

Indonesia regards such protests as unjustified. Officials point to the Unctad guidelines on "fair" cargo sharing, arguing that Indonesia is well within its rights to attempt to boost the domestic share of foreign trade to 40 per cent from what they believe is currently around 25 per cent. They are particularly concerned at being able to increase their 10 per cent share of two-way trade with the U.S. which is Indonesia's second largest trading partner after Japan.

Few would quarrel with Indonesia's desire to improve its market share. But almost all agree that the scheme, as envisaged, is unworkable, legally questionable, and from Indonesia's point of view, uneconomic.

The decree stipulates that "all export and import commodities owned by the Government of Indonesia will be carried by vessels operated by Indonesian companies." If such ships are not available Indonesian national carriers may arrange for foreign charters.

The decree, as it stands, allows no waivers for goods financed by foreign aid or loans. According to some foreign governments this is unacceptable international practice. Both the U.S. and France, for example, stipulate that at least a proportion of goods financed by official export credits should be carried by their respective national carriers.

Foreign shipping executives and Indonesian Department of Communications officials say that around 35 to 40 per cent of total two-way Indonesian trade, estimated at around 112m tonnes in 1980, is Government-owned, and is liable to be affected by the decree. If this figure is correct then around 42m tonnes is Government-owned, more than 60 per cent of which is currently carried by foreign shippers. Indonesian shipping lines would, therefore, be required to carry an additional 21m tonnes or so each year.

At least 30 or so Indonesian shipping companies operating international routes are currently making heavy losses, and there is little doubt that if the decree was fully implemented freight rates on Indonesian Government-owned goods would have to be significantly higher.

Hanyang signs $192m deal with Saudis

By Ann Charters in Seoul

HANYANG CORPORATION just signed a $192m contract with the Saudi Royal Commission of Jubail and Yanbu to build a complete residential complex near Yanbu.

The company will build 1,180 apartments and town houses, together with shops and underground utilities.

With this project, Hanyang Corporation has construction contracts valued at $1.8bn in Saudi Arabia alone.

The company's total contracts in the Middle East are $2.4bn —with projects in Kuwait, Iraq, Libya and Nigeria, according to Mr Yu Kun Sang, manager of Hanyong's overseas division.

● **Agencies add from Jeddah:** Dong Ah has won a contract worth $184.9m (638m riyals) for a water and sewage network in Taif, Saudi Arabia. The contract, awarded by the Saudi Western Region Water and Sewage Authority, involves 884 km of potable water, sewage and storm drainage pipes to be completed in three years.

Government to review industry standards policy

BY DAVID DODWELL

LORD COCKFIELD, Britain's trade secretary, yesterday announced plans for a major review of industrial standards policies in Britain. The aim is to enhance the quality, reliability and export competitiveness of British products.

The review may lead to the Government authorising a "national mark" for all goods meeting required standards. It may also lead to a national register of firms whose management systems have been assessed and approved by large-scale government purchasers, and by bodies like the British Standards Institution (BSI), the national standards-making body.

The BSI has been asked to review all national standards. The Government is also about to publish a consultative document on standards policy. Copies should be available before the end of July.

Apart from encouraging the wider use of strong standards, which Lord Cockfield described as "a pre-requisite of successful competition in world markets," the Government will be asking nationalised industries, public corporations, public regulatory bodies and purchasing authorities to relate their needs to standards.

This move will put considerable pressure on private industry to enforce new and stronger standards as and when they are introduced.

The policy outlined by Lord Cockfield is strongly influenced by West German experience, where a strong national standards system has been in operation for many years.

This policy is widely believed to have played an important part in ensuring Germany's excellent reputation as an exporter, and has aided its export performance in recent years.

Government officials do not expect to be able to adopt the German system wholesale, "but we can move a good way towards it without changing existing laws, and by using Government influence where possible."

Nothing is too much trouble when you rent a car from Avis.

Because we try harder at Avis we succeed a lot better. The moment you rent a car from us you can relax completely, confident that we'll never let you down. If you're delayed on your journey we'll wait for you to arrive. And greet you with a smile.

All along the line, you'll find our service smoother and more efficient. Our special Express Service saves you precious time.

What's more, at Avis we especially welcome American Express Cardmembers. We know that American Express Cardmembers are people of importance, accustomed to competent organisation. For people going places, Avis and the American Express Card smooth the way.

AVIS Avis and the American Express Card –together we try harder.

Banco di Napoli

500 branch offices in Italy

is opening its Frankfurt branch office with the aim of providing assistance to businessmen and organizations.

Frankfurt o/M-Guiollettstrasse, 54
Tel. 611.723441

Head Office: Naples
Brussels-Buenos Aires-London-Luxemburg-Moscow-New York-Paris-Sofia-Zurich

UK NEWS

Net imports of energy forecast by 1990s

By Ray Dafter, Energy Editor

BRITAIN IS likely to become a substantial net importer of energy in the 1990s, according to a study published today.

Although the UK is producing a considerable surplus of crude oil and coal, in a few years it will begin to rely on net imports again, says London-based consultants, DRI Europe.

The turn-around would arise mainly as a result of the depletion of the UK's coal and gas reserves. But the National Coal Board could also find itself competing against rising imports of steam-coal.

UK oil production, just more than 89m tonnes last year, should rise to a peak of 111m tonnes by 1988 and slide to 77m tonnes by the turn of the century.

Net annual oil exports should reach a peak of 30.8m tonnes in 1987. However, by the second half of the 1990s it would be necessary to import—on a net basis—almost 4m tonnes of oil a year.

Natural gas imports would be even greater. By the late 1990s net imports could be the equivalent of 18m tonnes of oil annually.

The report says the recent revival in the coal industry's prospects is likely to falter in the next few years as a result of depressed energy demand, particularly in electricity generation.

UK coal production is expected to rise from 127m tonnes last year to 134m tonnes in 1990. By the turn of the century output may reach 153m tonnes—far short of the NCB's target of 170m.

The likely comparative cost advantage of imported steam-coal over domestic production was expected to attract more than 11m tonnes a year of imports by the year 2000.

DRI forecasts that nuclear power output will expand in the next 20 years to provide 21.5 per cent of the country's electricity and 8.5 per cent of total energy supplies, against less than 4.5 per cent of total energy needs last year.

Growth in Western Europe's primary energy consumption is expected to be an annual 2.2 per cent until the turn of the century. Oil prices were forecast to fall, in real terms, until 1985 and then begin rising again. In nominal terms, a barrel of oil could rise from this year's level of $34.97 to $77.56 in 1990 and $202.15 by the year 2000.

DRI European Energy Forecasts Report; DRI, 30 Old Queen Street, St James's Park, London SW1H 9HP; £1,000 ($1,800).

Incomes policy 'could cut dole queues by 1m'

Peter Riddell reviews the SDP's Green Paper on the economy

THE Social Democratic Party's Economic Policy Group has proposed a permanent incomes policy in support of measures to reduce unemployment by 1m, which it says could be achieved within two years.

The proposals come in the front of the party's Green Papers, previewed in the Financial Times on April 22 and published yesterday.

The 34-page paper discusses a shift in macro-economic policy from the present Government's approach, special measures to contain unemployment, and different types of incomes policy

The paper will now be discussed during the summer by SDP area parties and by groups outside the party before being revised and submitted for approval as official policy to the SDP's ruling Council for Social Democracy at its first meeting in Great Yarmouth in October. That meeting will also consider a draft paper on industrial strategy and one other.

The industrial strategy paper will be produced by the end of this month, with papers on industrial democracy and trade union reform in July and on taxation and social security in August.

The economic paper has been prepared by a committee chaired by Mr Roy Jenkins with Mr John Horam, the MP for Gateshead West, also playing a major part.

The central theme of the paper is that the Government's approach has been unnecessarily destructive while the Labour Party has failed to face up to the problem of how to expand without accelerating inflation.

The underlying, though unstated assumption of the analysis is Keynesian, while taking into account the view that money cannot be ignored. Some of the views are not dissimilar to those of many *Treasury and Bank of England* officials.

The SDP advocates a concentration on a balance of separate real objectives for output, employment and prices and not just one objective, such as reducing inflation. It would not treat intermediate targets—such as public borrowing and the money supply — as of central importance.

The group wants to see an expansionary budgetary policy designed to increase capital investment and to keep down costs and prices including, for example, a cut in value added tax to 10 per cent, abolition of the national insurance surcharge, and moderation in nationalised industry pricing. These measures might be adopted in two or three successive budgets, cutting unemployment *by 400,000 over two years.*

Special employment measures focused on the hardest hit groups — the long-term unemployed, the young, those aged over 55, and women—could reduce unemployment by 600,000 says the paper. Apart from these ready-reckoner figures, there are no detailed estimates of the impact of the proposed measures on the economy.

Monetary policy should aim at keeping interest rates as low as possible within the limits set by international conditions, says the group. Both fiscal and monetary policies should be used via exchange rate objectives, to move towards full employment.

The exchange rate should be set so as to maintain the competitiveness of UK producers against overseas rivals, ensuring that the current account is kept in balance over the medium term. The reserves should be used to iron out any temporary pressures.

An attempt should be made to *secure general agreement* in Europe on measures for an economic expansion and the promotion of employment, and negotiations should be held about the possibility of joining the European Monetary System, says the paper. The group believes sustained expansion will depend on establishing some form of incomes restraint. Expansion would be focused particularly on boosting employment.

The paper states that the general approach " makes it not impractical to aim at reducing unemployment to the level which it was when Mrs Thatcher came to power—5 per cent—over the lifetime of a full parliament." This compares with just under 12 per cent for adults now.

Budgetary policy would be set to deliver output and employment targets only if the inflation constraint was not endangered by excessive wage demands.

The paper says pay restraint will involve a national forum in which pre-pay round discussion can take place on the basis of the best available forecasts for the economy; a structured approach to public sector pay, particularly in those services where the Government is the direct employer, and some means of restraint in the private sector, though excluding smaller companies.

The policy would have to be permanent and flexible, must be seen to be fair but cannot be entirely voluntary.

The policy group lists three broad options—

- Re-establishing a central pay board which would administer a general guideline and consider exceptions—in effect, a revamped Prices and Incomes Board.
- Extending the use of arbitration, and introducing tax incentives for the commercial sector.
- A minimalist approach with a fully-worked out structure in the public sector combined with an agreed voluntary guideline in the private sector.

The paper states that the second option has some advantages in principle, but all three will need further consideration. A special conference is being held with trade unionists and business managers on this issue in mid-July.

Mr Jenkins described the arbitration inflation tax idea as having advantages in principle as the "most exciting and novel."

The paper stresses that pay restraint in the private sector should allow decision-taking to continue to be decentralised and to work in sympathy with, rather than in opposition to, market forces.

Towards Full Employment: A Commonsense Approach to Economic Policy, SDP Green Paper Number 1, available for £1, including postage, from SDP, 4 Cowley Street, London, SW1P 3NB.

Jersey to decide on French power link

By Edward Owen

JERSEY'S PARLIAMENT will be asked on June 22 to give final approval to a plan to establish a submarine cable link with the French electricity grid.

The scheme, which is likely to cost more than £10m, was approved in principle a year ago.

It is aimed at reducing the island's dependence on electricity generated by oil-fired generators and at stabilising prices.

Merz and McLellan, the consulting engineer, was called in by the parliament after last year's approval in principle to give MPs information on which to make a final decision.

It concluded that a link-up with Electricité de France would be more economic than building a coal-fired power station.

A marine survey commissioned by the Jersey Electricity Company has confirmed the feasibility of laying a cable from a point near Portbail on the Normandy coast to the east cost of the island.

Electricité de France has undertaken to supply Jersey with 45 Mw for the first three years, after which the amount would be renegotiated on a three-yearly basis.

There has been strong opposition to the proposed cable link from environmentalists worried about nuclear developments on the nearby Cotentin Peninsula.

They claim that, in any case, a coal-fired plant would be a better long-term solution.

The plan has also been attacked by one local politician on the grounds that it would make Jersey dependent for much of its energy supply on a foreign country.

Duty-free sales help to lift airports authority profits to £38m

BY MICHAEL DONNE, AEROSPACE CORRESPONDENT

TRADING PROFITS earned by the British Airports Authority in the 1981-82 financial year rose by about £2m to over £38m on a Current Cost Accounting basis, according to preliminary unaudited figures.

The net profit is provisionally estimated to have risen by about £3m to £22.3m, after allowing about £14m for taxation, plus the cost of moving the authoritiy's head office from Central London to Gatwick Airport.

The full accounts are not expected until later in the summer, but sufficient information is available to show that the authority earned a return on net assets of about 5.6 per cent, or slightly below the 5.9 per cent of the previous year.

As in other years, a substantial proportion of the profit —about 80 per cent—was earned from the sale of duty-free goods and the provision of other concessions (such as car hire facilities) at the seven airports run by the authority Heathrow, Gatwick, Stansted, Edinburgh, Aberdeen, Glasgow and Prestwick.

The authority has steadily built up this side of its income over the years and now it is so substantial (amounting to over £100m income in 1980-81) that it significantly helps to keep down the costs of landing fees and charges to airport users.

The authority is, however, concerned about what it regards as a real threat to this lucrative source of income — the EEC is seeking to restrict sales of duty-free goods within EEC countries.

The EEC wants to implement a directive issued some time ago prohibiting the duty-free sale within the community of goods manufactured outside it such as cameras, watches and other goods, for example, from Japan or the U.S.

There is pressure for this to be extended eventually to cover the sale of all duty-free goods for intra-community travellers, although the sale of such goods to travellers to countries outside the community would still be permitted.

One argument in favour of such a move is that the benefit of duty-free goods is gained only by air and sea travellers—and not by those moving overland.

But it is also being argued that many industries, especially those dealing in luxury items, could be severely affected by the move, while some airport authorities, including the British Airports Authority, would lose revenue.

The BAA is discussing the implications of the directive with the Government and the EEC and there is considerable opposition to the plans from Continental airlines and airport owners.

So far, nobody has implemented the directive, but it is thought likely that the EEC will insist upon member-countries doing so unless sufficient political pressure can be generated to kill the measure.

The BAA makes no secret of the fact that if the EEC moves are successful, its own income from duty-free sales would be severely hit, and that as a result landing fees and other charges would have to rise.

EIB loans for projects in Wales and Scotland

BY JAMES McDONALD

The European Investment Bank has lent £9m towards water supply and sewerage works in Wales and £4m towards the expansion and modernisation of small industrial and tourism ventures in Scotland's Assisted Areas.

The Welsh loan — which is also aimed at improving conditions for industrial and tourism development — has been granted for 10 years at 13.1 per cent to the National Water Council, which will pass on the funds to the Welsh Water Authority.

It brings to more than £38m the total lent since 1977 by the EIB towards water supply and sewerage projects in Wales. The cost of the works, to completion in 1985, is estimated at £38.5m.

The Scottish loan goes to the Scottish Development Agency and the Clydesdale Bank, which will lend the money to businessmen.

Mr Alex Fletcher, the Scottish Industry Minister, said the loan scheme would help create 400 jobs.

Kangol warns on seat-belt danger

BY OUR MOTOR INDUSTRY CORRESPONDENT

ABOUT 1.5m car seat-belts need repair or replacement, says Kangol Magnet, a Carlisle group which claims to supply most seat-belts in Britain.

The company is owned by the Marmon Group of California. It has set up a nationwide network of specialist seat-belt fitting and advisory centres to cope with the expected rush when the law requiring the wearing of front seat-belts becomes effective this year.

About 70 centres have been set up. Most are operated by IMI Marston Radiator Services.

Kangol hopes that up to 1,500 local garages will display the national seat-belt fitting centre symbol and refer customers to the specialist centres.

The proposed laws will make *compulsory the wearing of seat-*belts by drivers and front-seat passengers. The Bill awaits its Third Reading because of delays to the parliamentary calendar arising from the Falkland dispute.

The company's decision to launch the network follows research which showed that with more than 15m vehicles on the road and a current seat-belt wear-rate of about 25 per cent, a total of 22.5m seat-belts may be currently "unused."

Kangol said there was, accordingly, a requirement for inspection and possible repair to, or replacement of, 1.6m "potentially dangerous" seat-belts in 750,000 cars.

This assessment was based on the assumption that 10 per cent of the remaining 15m belts had been "abused to the point where there was an actual fault" and that vehicles less than three years old were discounted.

This announcement appears as a matter of record only

May 1982

Banco di Napoli - Sezione di Credito Industriale

US $ 27,391,000

Medium Term Loan

(for the purpose of financing an Italian export made by Worthington SpA to Nigeria)

Managed by:

Banco di Napoli International S.A.
Banque Internationale à Luxembourg S.A.
Gulf International Bank B.S.C.
PKBanken International (Luxembourg) S.A.

Co-Managed by:

Fuji International Finance (Luxembourg) S.A. Sanpaolo-Lariano Bank S.A.
The Industrial Bank of Japan (Luxembourg) S.A.

Provided by:

Fuji International Finance (Luxembourg) S.A. The Industrial Bank of Japan (Luxembourg) S.A.
Banco di Napoli International S.A. Banque Internationale à Luxembourg S.A.
Gulf International Bank B.S.C. PKBanken International (Luxembourg) S.A.
Sanpaolo-Lariano Bank S.A. Tokai AG Finance- und Verwaltungsgesellschaft
Weba (Schweiz) Finance S.A.

Agent:

Banco di Napoli International
Società Anonima

IN ECONOMY THERE'S A Z



As Europe's largest manufacturer of domestic appliances we're well aware that expansive can also mean expensive.

Which is why we're extremely economy conscious in everything we produce, and the way in which we produce it.

So we not only optimise the energy efficiency of our production methods but we also produce appliances that really mean less running costs.

Washing machines that save on washing powder and electricity.

Dishwashers that use less water and less electricity.

Refrigeration products that keep energy consumption to a minimum.

Even ovens that use heat better and so cost little to run.

When it comes to economy, Z is for Zanussi.

Z is for ZANUSSI

Crisis will not spur inflation—Biffen

BY MARGARET VAN HATTEM, POLITICAL STAFF

THE Government's determination to hold the next General Election as late as practicable and to fight it on its record in bringing down inflation, despite the Falklands crisis, was underlined yesterday by Mr John Biffen, Leader of the Commons.

The cost of the Falklands action might be high but it would be met through non-inflationary measures such as spending cuts and higher taxes, Mr Biffen told Brent Conservative Association.

"National honour can rarely be redeemed on the cheap," he said. "Let it be clearly stated that the costs being incurred in the South Atlantic have to be met from a variety of non-inflationary sources.

"These may include the adjustments of other items of public spending, taxation, and borrowing limited to a scale and in a manner that does not give rise to inflationary pressures."

Speculation that Mrs Thatcher may have been encouraged by the recent by-election victories in Beaconsfield and in Merton, Mitcham and Morden to go to the country early were "wholly mistaken," he added. The next General Election might be as much as nearly two years away.

Mr Biffen's comments, echoing points made by other ministers over the past fortnight, reflect the Government's growing sensitivity to Labour accusations that it is exploiting the Falklands crisis for electoral gain.

Nevertheless, their confident assertions about economic indicators and prospects for economic growth over the next 18 months or so appear to mask a growing concern about the longer-term impact of the Falklands crisis and the Government's chances of seeing out its full term.

Most ministers seem to assume a successful military outcome but some appear apprehensive about mustering the international support needed for the type of administration for the islands envisaged by the Prime Minister.

They are also sceptical about Mrs Thatcher's plans to boost the islands' economy.

In anticipating awkward questions likely to arise, they are anxious to divert attention back to economic issues where they consider the Opposition to be on weaker ground.

Jenkins camp tries to dampen Owen fervour

BY ELINOR GOODMAN, POLITICAL CORRESPONDENT

THE INFIGHTING over the SDP leadership intensified yesterday with the first sally from the camp of Mr Roy Jenkins, the party's elder statesman.

Mr Tom Ellis, one of Mr Jenkins' closest supporters, hit back at those who had argued that Dr David Owen's performance during the Falkland Islands crisis had shown him to be better qualified to lead the party.

Mr Ellis, SDP Member of Parliament for Wrexham, appealed to party members not to elect the "wrong leader" as a result of a "collective emotional spasm." Just as it would be wrong for the Government to exploit the Falklands situation by calling an early election, so, he argued, "We in the SDP must not turn our party leadership election into a khaki one."

The SDP, he said, must forget the Falklands and "instead coolly and dispassionately ask ourselves which candidate is the one of world stature, which candidate has the proven track-record, which candidate is the radical one who has been most anxious to form the alliance and to be rid of the old-style party politicking, which candidate could most easily assume the leadership of the alliance, and . . . which candidate would command the most enthusiastic support of his parliamentary colleagues."

Mr Ellis also responded angrily to suggestions from Dr Owen's supporters that their candidate would turn the SDP into a more genuinely-radical party than the innately-conservative Mr Jenkins. The real issue, Mr Ellis maintained, was "whether out of disillusion with the Labour Party, we merely replace it by another party of a slightly better image or whether we change the whole system of British adversarial politics."

Nominations for the SDP leadership close on Friday. Neither Mr Jenkins nor Dr Owen has formally declared himself a candidate. Yet behind the scenes, the manoeuvring has begun in earnest, and the signs are that the contest could become very bitter, opening up fundamental disagreements over the party's direction.

Over the last few days, Dr Owen's supporters have been doing all they can to dispel the idea that Mr Jenkins goes into the contest as the firm favourite. They have pointed out that Dr Owen has improved his standing by his performance during the Falklands crisis.

Mr Jenkins' supporters claim to be fairly confident that he will win. But Mr Ellis' speech indicates how worried they are, and how irritated they have been by the tactics of Dr Owen's supporters. Both candidates have agreed to keep their public campaigning to a minimum so as not to do anything to encourage the idea of a divided party.

Mr Ellis' speech also points to the tactics of Mr Jenkins' supporters. They will present their candidate as the experienced politician, with a deep commitment to changing the British political system.

Welsh parties set their sights on July contest

BY ROBIN REEVES

BEHIND THE scenes preparations for the first parliamentary by-election in Wales for more than 10 years were underway yesterday after the death at the weekend of Mr Ifor Davies, Labour MP for Gower.

While there were some hints that Labour might delay moving the writ for the by-election until the autumn, the other political parties were taking no chances. They are getting ready for a contest in mid-July.

Mr Davies, who was 71, became MP for Gower in 1959, and served for a time as a Welsh Office junior minister. At the last election he held the seat with a majority of 10,641, but subsequently announced his intention of standing down at the next.

A new prospective Labour candidate is therefore already selected to contest the seat. He is Mr Garath Wardell, 37, a lecturer in economic geography at Trinity College, Carmarthen. He also works as constituency agent for Dr Rogert Thomas, the present Carmarthen MP

In the battle for the Labour nomination in the Gower constituency Mr Wardell beat a man who was yesterday being tipped as the likely candidate for the SDP-Liberal Alliance He is Mr Gwynoro Jones, who was Labour MP for Carmathen between 1970 and 1974 when the seat was retaken by Mr Gwynfor Evans, then Plaid Cymru's leader

Mr Jones last night did not rule out standing for the SDP. "Nothing has been officially discussed, but if it is generally felt that my standing would help the advance of the party I would be happy to consider it," he said.

He has been closely involved in the party's development in Wales, having switched to the SDP shortly after losing the Gower Labour nomination contest. He was Mr Roy Jenkins' parliamentary private secretary during his period as an MP.

The Conservatives have still to select their candidate. Plaid Cymru is putting forward Mr Ieuan Owen, 29, an office manager in his family's contracting business. He is on the party's left wing.

Voting in the 1979 general election: Labour 24,963 (53.42 per cent); Conservative 14,322 (30.55), Liberal 4,245 (9.05), Plaid Cymru 3,357 (7.16). Labour majority 10,641.

Counter to Labour in-fighting

By Elinor Goodman

MEMBERS of Labour's National Executive Committee yesterday reviewed the party's appalling performance in recent by-elections and agreed that the only way it could possibly win the next election was by ending in-fighting and concentrating on getting its policies over to the electorate.

Another meeting between the NEC and Trades Unions for a Labour Victory is to be held in July. Meanwhile, Mr Michael Foot, the party leader, is to tell the shadow cabinet that any time they get on television must be used to put over party policies rather than party disagreements.

The organisation committee considered the party's showing in the May local elections, together with the results of the last five by-elections—in all of which Labour has been pushed into third place. All speakers apparently blamed this slump in support on continued internal bickering—even though there was a determined effort in the run-up to the local elections to bury differences.

Mr Tony Benn, who most Labour MPs would probably say bore most responsibility for the new upsurge of infighting, said nothing. Neither was any mention made of the report into the activities of the Trotskyist Militant Tendency.

Since last week's by-election in Mitcham, some Labour MPs have been saying that the only way Labour can recover is if Mr Foot stepped down as leader. But at yesterday's meeting, members apparently attacked Press reports suggesting that there were moves to persuade him to resign.

It was agreed that there should be a meeting between the organisation committee and the candidates and agents who took part in the past five by-elections. Rallies are to be held in the autumn to try to explain Labour's policies to the public.

Compulsory training 'could harm MSC'

By Lisa Wood

THE FUTURE of the Manpower Services Commission and its programmes for the jobless could be at risk if the Government fails to accept the commission's latest Youth Training proposals, says Youthaid, a pressure group lobbying for young unemployed.

Mr Norman Tebbit, the Employment Secretary, has said the Government intends to stop 16-year-olds who refuse a place on the scheme, due to be introduced next year, from claiming supplementary benefit in their own right.

The issue drew criticism from the TUC and commission representatives. They formed a task group and say 16-year-olds not prepared to join the year-long work-experience and training scheme should still qualify for benefit. Mr Tebbit is due to respond to the group's report this month.

Ms Clare Short, Youthaid director, commented yesterday on speculation Mr Tebbit would insist on removal of supplementary benefit. She said: "It is difficult to see how the Government could justify insisting on compulsion as this would seriously endanger a scheme supported by all those concerned with youth training and designed within the £1bn limit.

"A highly-placed source in the TUC believes the general council would refuse to back any new scheme which is compulsory. The consequence of this would be a withdrawal of trade union support, grave difficulty even for the continuation of YOP and almost certainly the break-up of the commission itself."

A recent Commons employment committee report advised Mr Tebbit he should not allow his wish to withdraw the benefit to prejudice the scheme's introduction.

Pottery lay-offs in N. Ireland

MOST OF the 250-strong workforce at the Belleek pottery in Northern Ireland is to be laid off for up to eight weeks because of falling sales. The company said that exports of its china products, particularly to the U.S., had declined significantly.

Earlier this year the company shelved an expansion plan at its Co Fermanagh factory until trading conditions improved.

The pottery hopes to resume normal production in four to eight weeks and said that stocks were adequate to deal with any likely demand during that period.

Coniston slate quarry to reopen

BURLINGTON SLATE of Coniston, Cumbria, plans to reopen a small quarry on Coniston Old Man which has not been worked since the early part of the century.

The Low Brandy Crag quarry contains good quality silver grey slate which is common on roofs in the area. The company proposes to extend the old working face and tipping area.

Finance package for small companies

AN ACCOUNTANCY, finance and administration package for small to medium sized businesses was launched yesterday by Unilever Computer Services, a subsidiary of Unilever, and H and H Factors, a member of the Walter E. Heller International Corporation.

The package comprises bulk factoring from H and H — including immediate advance payments of up to 75 per cent on a company's sales invoices — while Unilever provides the hardware, software and back-up facilities.

Aberdeen urged to rebuild image

ABERDEEN—often wrongly described as a "small fishing village raped by oil giants" and the victim of exaggerated "often blatantly untrue, stories of sin and exploitation"—must rebuild its image as a major visitor centre, Mr Alan Devereux, chairman of the Scottish Tourist Board, said in Aberdeen yesterday.

Long term, tourism would be more important to Aberdeen than oil, he said at the opening of the city's new tourist information centre.

Child neglect cases increase

CHILD NEGLECT cases handled by the National Society for the Prevention of Cruelty to Children have risen by 17 per cent in two years.

The society said in its annual report, published yesterday, that the effects of neglect could be as serious as physical abuse. It handled some 3,214 cases of neglect and 1,475 cases of physical abuse in 1981.

Dr Alan Gilmour, director of the NSPCC, said: "Research indicates that child deaths in neglecting families are far above the average."

BP sells stake in Beatrice field

BY SUE CAMERON

BRITISH PETROLEUM is selling its 15 per cent stake in the North Sea Beatrice field to London and Scottish Marine Oil for £75m.

The sale is to be backdated to the start of this year, provided it is approved by the Department of Energy and Lasmo's shareholders.

The deal will come as no surprise to the oil industry. Earlier this year, BP admitted that it was thinking of selling its interest in the Beatrice field, and last night it said it had been approached by a number of companies.

One company known to have been interested is the British National Oil Corporation, which has a 28 per cent stake in Beatrice and is the operator on the field. But it is thought likely that BNOC was not prepared to pay as much as Lasmo.

The price is slightly higher than expected. Most industry experts had put a market value of between £65m and £70m on BP's interest in the field.

However, the deal with Lasmo includes the whole of BP's stake in the acreage covered by licence P187, and there are hopes that further oil discoveries will be made in the area.

BP is concentrating its North Sea operations on fields where it is operator, or in which it has a sizeable stake. Lasmo, being a smaller company, can expect more generous North Sea tax concessions from its share in Beatrice than BP could have obtained.

Last night, Lasmo stressed that the acquisition would provide it with a "significant" additional source of North Sea petroleum" and would also make a "positive contribution to cash flow "and earnings". Lasmo's 1981 net profit was £41m.

The Beatrice field, which is in the Moray Firth only 12 miles from the coast, was discovered in 1976 and has recoverable reserves of 117.5m barrels. It came into production last September and produces 30,000 barrels a day. Peak production, which is expected to be reached in 1984, will be 40,000 barrels a day.

The other members of the Beatrice consortium of companies are Deminex (UK) Oil and Gas with 22 per cent, Hunt Overseas Oil with 10 per cent and Kerr McGee with 25 per cent.

Half-price computers for doctors

By Jason Crisp

THE GOVERNMENT is to spend £2.5m on encouraging doctors to use computers to run their general practices.

The Department of Industry will pay half the cost of providing microcomputers systems costing between £6,000 and £14,000 for 150 practices as part of Information Technology Year (IT82).

The subsidy will be available on microcomputers supplied by CAP, one of the larger software houses, and British Medical Data Systems, a joint venture between BOC and Shared Medical Systems, a U.S. company.

The decision has met substantial criticism from other suppliers of computer systems for general practitioners. Only a little more than 50 general practices are using computers, and the other companies believe 150 half-price systems will absorb the total market in the short term.

The General Practitioners Computer Suppliers Association has warned that the scheme may force other companies out of the business.

The other main objection was that the two companies were selected by civil servants in secret and no other company was able to make a competitive bid. Both CAP and BMDS are thought to have been pressing the Government for some time to introduce a scheme to encourage GPs to use computers.

Mr Kennth Baker, Industry Minister with responsibility for information technology, said he thought the move would stimulate the market. He referred to the decision to support two companies to provide cheap microcomputers in schools—Acorn and Research Machines.

The DoI says only two companies were selected in order to achieve a "commonality in equivalent systems." It is seen as important to ensure that the effects of computerising different types of general practice can be compared.

Review of corporate bond rules

By Max Wilkinson,

THE GOVERNMENT is considering whether to make an important ruling on the tax treatment of corporate bonds, in the hope of reopening this method of finance for companies.

It would involve the tax treatment of any new "low coupon" bonds. These are designed to give the investor a substantial capital gain or redemption, but a low or zero rate of interest in the intervening years.

Although such bonds have been issued in the U.S. and Japan, none has been issued in the UK in recent years because of uncertainty about how the capital gain would be taxed.

All the low coupon bonds at present being traded in the market were issued years ago when interest rates were lower. Any capital gain which an investor makes on such a bond falls into the Capital Gains Tax net.

However, if a new bond were designed to have a built-in capital gain and a low interest rate, the Inland Revenue might rule that the interest rate was "artifically" low and that the capital gain should therefore be taxed as income.

Such a ruling could be made under special provisions for closing tax-avoidance loopholes. However, since no such bonds have been issued by the corporate sector, the question has not been put to the test.

The Treasury believes this uncertainty is unsatisfactory and could be holding back a revival of the market, which dried up with the coming of high interest rates.

The most likely outcome of the Treasury's present review is a declaration that the "capital gain" on a low coupon bond should be taxed as if it were interest, but no tax would be levied until the investor realised a gain by redeeming the bond or selling it.

It is thought that under such rules low coupon bonds could be attractive to gross funds such as the assurance companies

Lombard, Page 21

BALANCE OF TRADE

		Exports £m seasonally adjusted	Imports £m seasonally adjusted	Exports Volume seasonally adjusted 1975=100	Imports Volume seasonally adjusted 1975=100	Terms of trade Unadjusted 1975=100	Oil balance £m
1979		40,687	44,136	125.7	125.6	106.3	−731
1980		47,396	46,211	128.0	119.1	103.7	+273
1981	1st qtr.	11,768	10,092	121.7	104.4	105.0	+790
	2nd qtr.	n.a.	11,170	n.a.	114.7	n.a.	n.a.
	3rd qtr.	n.a.	n.a.	n.a.	n.a.	n.a.	n.a.
	4th qtr.	13,850	13,368	131.7	126.4	99.8	+698
1982	1st qtr.	13,275	13,051	125.4	123.1	101.0	+652
1981	January	4,013	3,317	124.0	102.6	106.3	+211
	February	3,807	3,473	118.9	107.8	105.1	+230
	March	3,948	3,302	122.3	102.9	103.7	+349
	April	4,100	3,400	127.1	104.7	103.3	+301
	May	n.a.	3,860	n.a.	120.5	n.a.	n.a.
	June	n.a.	3,910	n.a.	118.7	n.a.	n.a.
	July	n.a.	4,307	n.a.	126.9	n.a.	n.a.
	August	n.a.	n.a.	n.a.	n.a.	n.a.	n.a.
	September	4,473	4,415	129.8	129.2	99.6	+291
	October	4,646	4,250	135.5	122.2	98.9	+ 74
	November	4,563	4,792	129.7	136.3	100.1	+205
	December	4,641	4,326	130.0	120.6	100.4	+419
1982	January	4,258	4,410	118.9	123.4	101.2	+168
	February	4,433	4,279	124.8	120.6	101.6	+270
	March	4,584	4,362	132.6	125.2	101.2	+214

Non-oil exports sluggish

BY MAX WILKINSON

THE UNDERLYING volume of Britain's non-oil exports appears to have been relatively static for three years, according to official figures issued yesterday.

The index for the volume of non-oil trade in the first three months of this year was 117.5 (1975=100). This was almost the same as in the last three months of 1980, about 2 per cent below the level for 1980 as a whole and 1½ per cent below the volume for 1979. These rather small differences are perhaps surprising in view of the major fluctuations of competitiveness and of the exchange rate during the period.

Last year's export and import pattern is still obscured by gaps in the figures, left by the civil servants' dispute. A new method of collecting data introduced in October has also made the series difficult to interpret.

The trading pattern also seems to have been erratic last year, with a surge in exports and imports in the autumn. This has been attributed in part to the fact that companies were starting to run down their stocks at a slower rate.

While the underlying trend of non-oil exports over the last three years appears to have been fairly flat, there appears to have been a steady increase in the volume of non-oil imports. This index stood at 148.5 (1975=100) for the first three month of this year—17.6 per cent higher than in the last three months of 1980.

Companies' health benefit costs spiral

Raymond Snoddy reports on a scheme aimed at limiting the rising cost of private medical care

A GROUP of Britain's biggest companies has asked the British United Provident Association (Bupa) to draw up a new health insurance scheme for employees to try to limit the rising cost of private health care.

Thirty companies, all in the list of top-100 UK companies, have asked Bupa, the country's largest private health insurance organisation, for a scheme with fixed limits on what can be claimed.

Under the present plan, in which companies pay for health cover for their employees, there is no limit. Premiums for the two-year contracts reflect this with increases of between 20 and 200 per cent recently.

Under the new scheme, affecting more than 100,000 people, employees will be asked to use hospitals whose charges are no more than those of Nuffield clinics (a charity sponsored by Bupa), Bupa hospitals or pay beds in National Health Service teaching hospitals.

Those wanting to use more expensive clinics will have to pay the difference.

The scheme will be on offer later this year.

"To help contain costs we have been asked to draw up fixed benefit levels rather than open-ended ones, based on medical standards, not luxury," Mr Derek Allan, Bupa's general manager for marketing, said.

Bupa, which is non-profit-making, provides cover for about 3m of the 4m people covered by private medical insurance in Britain.

One of the 30 companies, Rank Xerox, which introduced private health care for its 12,000 employees last year, has already set those limits under its scheme. It is also asking employees to pay the first £20 of any medical bill.

"In the first year a great deal of use was made of the Bupa scheme. Of course, this is quite natural but the company was concerned that the cost would continue to rise," the company said.

Costs vary from company to company but annual cover per employee, including family, for a company such as Rank Xerox would be around £130.

Earlier this year another company, one of Britain's largest employers, specified nine London hospitals for which full private health fees would not be met.

At the annual general meeting of Private Patients Plan, the second-largest medical insurance group, Mr John Philips, PPP chairman, said price increases "such as our competitors are now reporting can discourage the development of medical insurance and private medicine."

Dr Stanley Balfour-Lynn, chairman of the American group, AMI (Europe), is more blunt. Bupa, he says, has only just realised the impact of the true cost of modern hospital care—whether delivered by the NHS or by the private sector—and it is more than they bargained for.

Mr Derek Damerell, chief executive of Bupa, rejects any idea that Bupa has been getting health care on the cheap and points out that the cost of private medicine is rising all over the world, partly because of technological advances.

He is particularly concerned about the growth in ancillary charges made by some clinics. A bill paid by Bupa for the same surgical process at one hospital was £4,022 and at another £2,959. The difference in accommodation charges was minor.

But in one the theatre charge was £191 and in the other £91. Pathology fees were £146 compared with £25. The greatest difference was a fee of £578 for "special nursing." In the other hospital nursing was included in the day charge.

Part of Bupa's rise in costs is accounted for by a 30 per cent rise in the number of claims—in the past two years, the period of most rapid growth when groups such as police, firefighters and electricians took out cover for the first time.

Bupa hopes the rash of claims will turn out to be a once-and-for-all catching up on a backlog of treatment for ailments.

The rise has contributed to the fact that Bupa will declare an actuarial loss at its annual general meeting on Thursday.

There seems little sign that increase in private health insurance will come down to the level of general inflation. Charges for individual Bupa cover rose by 20 per cent in January. The fees for annual indiivdual contracts running out from July 1 will be between 10 and 20 per cent higher.

Some people also believe that there are growing signs of segmentation within the UK private health sector. High-technology hospitals at the top end of the market — often foreign owned — may increasingly prove too expensive for all-inclusive company cover.

Until a few years ago, Mr Allan points out, "we didn't have these high cost hospitals and everything was within the range of the NHS charges."

Mr Robert Sawyer, patient services officer at the Churchill Clinic in London, believes he can see some evidence of a split at his hospital.

With room prices held down to £140 a day, the percentage of British patients has increased over the past 12 months from 58.4 to 68 per cent.

At the Cromwell Hospital in West London, Mr Thomas Hayes, chief executive, says he would like to attract more British patients, but the percentage of foreign patients is running at 70 per cent.

Room charges of £170 a day, he believes, are not unreasonable considering the fact that the Cromwell is an acute-care hospital offering treatments usually only found in the NHS, including radiotherapy treatment for cancer patients.

ljubljanska banka

US$25,000,000 Floating Rate Notes due June 1987

In accordance with the conditions of the Notes notice is hereby given that for the six-month period 7th June 1982 to 7th December 1982 (183 days) the Notes will carry an interest rate of 15 11/16% p.a.

Relevant interest payments will be as follows:

Notes of $5,000 US$398.72.

CREDIT LYONNAIS Luxembourg Fiscal Bank

CREDIT LYONNAIS London Agent Bank

Pitfalls in funding for State industry

BY JOHN ELLIOTT, INDUSTRIAL EDITOR

PROBLEMS involved in developing schemes for the injection of private sector capital into nationalised industries were stressed at a meeting of the National Economic Development Council.

A joint report prepared by the Treasury and the Nationalised Industries Chairmen's Goup said that "the practical difficulties in the way of devising schemes acceptable to all parties are considerable."

Many of the difficulties are being raised by the Treasury and were foreshadowed in a council report last October. Since October, all the industries have been considering whether they could develop schemes of their own that would pass Treasury scrutiny.

The difficulties listed in yesterday's report were:

- How to avoid explicit or implicit guarantees or commitments which, by offering excessive security, would create unfair competion for private sector companies seeking to raise capital;
- How to achieve adequate separation of individual projects from the overall operations and overall results of parent corporations;
- How to assess whether there would be a reasonable likelihood of efficiency gains sufficient to outweigh any additional financing costs.

There had also been problems in "creating new and unconventional financing instruments which not only meet the criteria laid won but which are also marketable."

Yesterday's paper listed projects being considered by British Rail, the British Airports Authority, the Post Office, the electricity industry, and by civil engineering contractors for road building.

It also said that British Telecom's proposed private sector bond of up to £150m would be a "near equity investment whose capital value and return would vary with British Telecom's performance."

Conditions would be laid down to protect consumers from monopoly profits, while encouraging potential investors.

"As a condition of access to market finance, British Telecom will be expected to keep tariff increases at least two percentage points below the annual movement in the RPI and to reduce real unit costs in 1982-1983 by a minimum of 5 per cent on present accounting conventions, with further reductions to be agreed for later years.

"For its part, the Government would indicate general support for BT's investment policies and their future financing, and undertake not to alter the target rate of return downwards, except in certain circumstances."

TACTICS FOR EXPORT GOALS.

WHEN YOU'RE OUT TO BEAT THE WORLD, PICK A MANAGER WHO KNOWS THE COMPETITION.

Every exporter needs a competitive edge. And, in particular, two kinds of information that can come only from an on-the-spot knowledge of the country he is selling to.

The first is an accurate picture of that country's business ground rules; the second, a feeling for what the competition is up to.

There is one manager who is better placed than most to give you both kinds of information.

The Barclays Bank manager.

With an overseas network of over 2,000 branches, across 83 countries, Barclays has the biggest international operation of any British bank.

The Barclays people on the ground understand local conditions and regulations. They know how to find the local contacts you need. Of course, they speak the local language. And they keep their ears to the ground in the markets that matter to you.

All that they know is available to the Barclays manager you're dealing with here in the UK.

So that Barclays' service goes far beyond export finance and advice on ECGD policies, and the fast, efficient documentation that you would expect.

Getting the worldwide resources of Barclays to work for you begins with a call to your nearest Barclays branch manager.

He will give you all the help you need when you're out to beat the world.



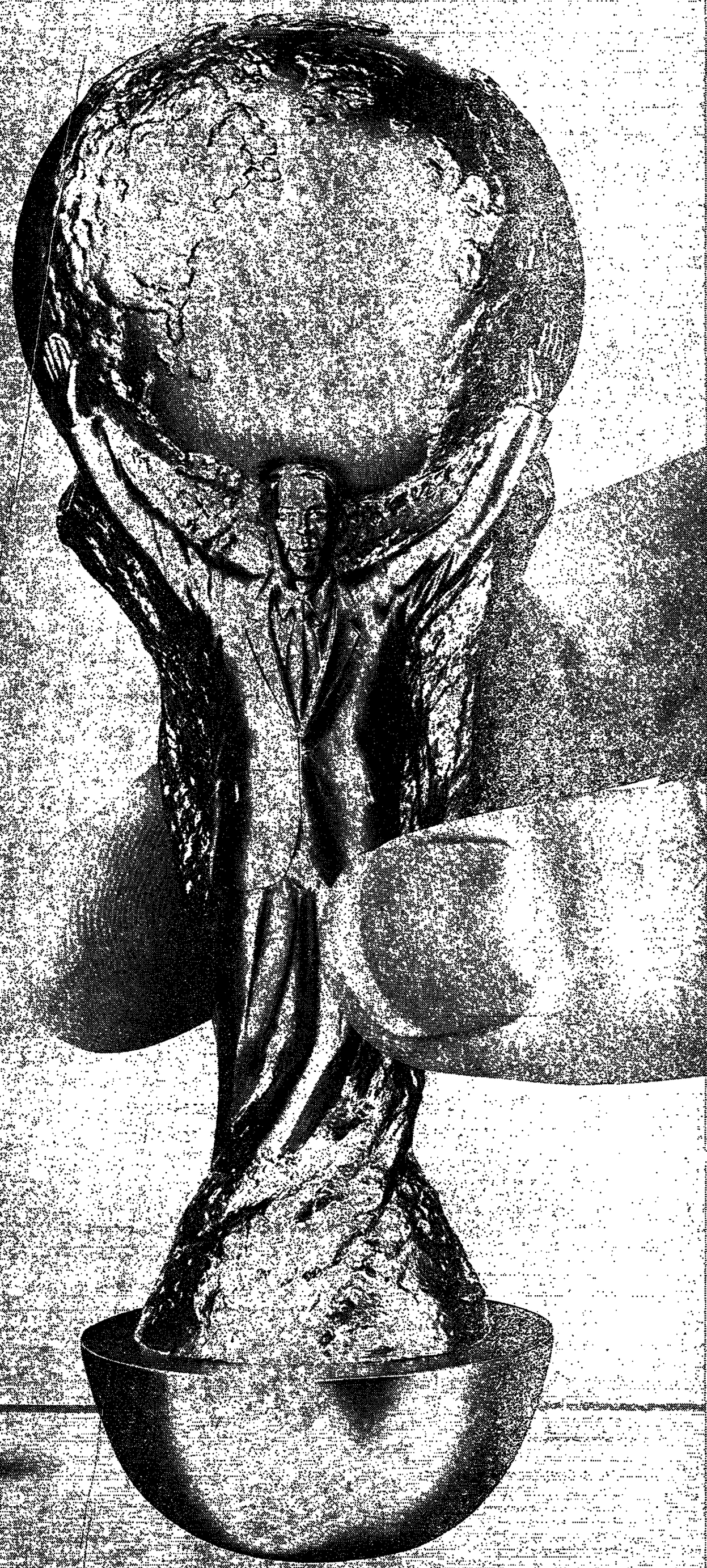

BARCLAYS International

PEOPLE WHERE IT COUNTS.

In business, we'll help you get the right answers

To the businessman in a competitive market, getting the money right is 99% of the battle to survive and succeed.

Not just day-to-day cash flow (although we are the first to recognise its importance), but also future financing.

Finance for expansion, experimentation or efficiency.

Finance for new machinery, transport, extensions.

Flexible finance.

And... because we recognise that we are operating in a competitive market, that is exactly what we aim to offer: Flexible finance.

Finance geared to your exact requirements.

Finance with fixed or variable interest rates, over one to ten year periods.

Above all, finance tailored to your cash flow, to match your long-term future needs. Remember too, that UDT is an approved participant in the Government's Loan Guarantee Scheme for small businesses.

You might by now be thinking that all this takes time. But we recognise that time is money ...once you've made your decision to borrow, you want to act fast. So, our policy of devolved management means that once we've heard your proposition we won't keep you waiting for a decision.

We believe, like all serious businessmen, that money matters.

So... we provide money... when it matters... where it matters.

For immediate attention telephone our Area Commercial Managers.

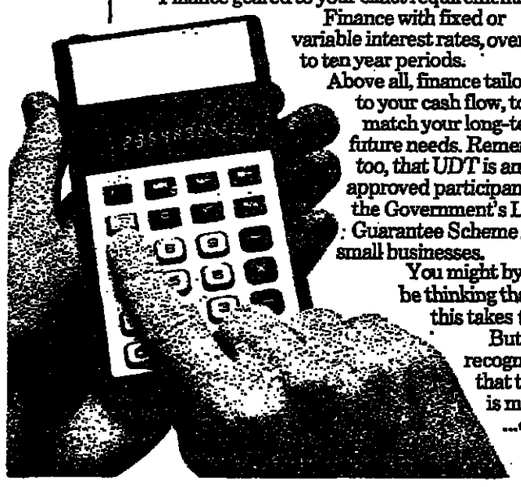

M. D. Beaumont Midlands & East Anglia 0602 46416
P. C. Collins West & South Wales 0272 211403
J. W. Humphrey North of England and North Wales 061 236 8955
K. R. Jenkin London & South East 01 579 2393
C. C. Mudie Scotland & North East England 031 225 6965



United Dominions Trust

Over 60 years experience

United Dominions Trust Ltd. 51 Eastcheap, London EC3P 3BU.
Reg. in England & Wales No. 184739 Reg. office: 51 Eastcheap London EC3P 3BU. A member of the UDT Group. Ultimate Holding Company—Trustee Savings Banks (Holdings) Ltd.

This announcement appears as a matter of record only *May 1982*

Nittobo

NITTO BOSEKI CO., LTD.

(Nitto Boseki Kabushiki Kaisha)

11,000,000 Shares of Common Stock

(par value ¥50 per share)

evidenced by

European Depositary Receipts

ISSUE PRICE U.S.$1.314 PER SHARE

Daiwa Europe Limited

Banca del Gottardo
DG BANK Deutsche Genossenschaftsbank
The National Commercial Bank (Saudi Arabia)
Banque de l'Indochine et de Suez
IBJ International Limited
The Nikko Securities Co., (Europe) Ltd.
Tokai Kyowa Morgan Grenfell Limited

James Capel & Co.
(Stockbrokers)

UK NEWS—LABOUR

Chapple's caution plea in Tebbit Bill fight

By Ivo Dawnay, Labour Staff

LEADERS OF the electricians' union have urged caution in opposition to the Government's employment legislation.

Mr Frank Chapple, general secretary of the Electrical and Plumbing Trades Union, told his union's industrial conference in Scarborough yesterday that the Employment Secretary, Mr Norman Tebbit's Bill could be beaten "even within its own terms."

He was speaking after EPTU shop stewards from the electricity supply industry had voted to oppose the use of any non-union labour in the Central Electricity Generating Board plants, and to enforce the present closed shop system in the industry.

The employment legislation outlaws closed shops where they are not sanctioned by a vote of 80 per cent of the membership.

Mr Chapple said that several of the clauses of the Bill dealing with the sequestration of funds could be by-passed possibly if unions re-organised their funds to make them immune to sequestration.

He told the conference that the union would wait for the enactment of the legislation before deciding its strategy of opposition.

"It is not sufficient to be against Government policy. What we've got to know is what is to be done to stop it," he said.

"There is a case, for example, for breaking monopolies, but there isn't a case for simply selling off the profitable parts of nationalised industries — like electricity showrooms — then complaining that the remaining parts are losing money."

Mr Fred Franks, national officer for the electricity supply industry, said in his keynote speech that careful consideration would have to be given to the tactics of the campaign of opposition.

The greatest danger to the electricity industry lay in contraction of demand, and on the consequent squeeze on jobs.

Mr Franks also stressed that concessions on working practices and productivity would have to be made if the union was to maintain political support. "If we are going to survive the commercial and political difficulties that face us we must take the consumers with us. We must not jump in feet first."

Earlier, several delegates criticised union negotiators for their agreement last month to a 9 per cent pay rise, for power workers without holding a ballot of the members.

In reply, Mr Franks said the offer had been improved only on condition that there were no delays in its acceptance.

Troops ready to intervene in health service strike

BY BRIAN GROOM, LABOUR STAFF

POLICE and troops were on standby last night in case health workers fail to maintain emergency cover during today's 24-hour strike, expected to be the bigegst so far in the six-week dispute.

Army medical personnel, including divers, may be used to keep emergency ambulance sevices going.

TUC unions aim to maintain emergency cover in line with their code of practice, but police stepped in during last Friday's one-day stoppage when cover was not provided by ambulancemen in Ipswich and Northumbria.

Yorkshire miners and other workers outside the National Health Service have pledged sympathy action or picketing today, in defiance of the secondary-picketing provisions of the 1980 Employment Act.

Mr Jack Taylor, president of the Yorkshire miners, said last night: "Every man is well aware of the consequences. No-one wants to go to prison, but you do things that you believe are right and you have to accept the results."

The 66,000 Yorkshire pitmen plan to picket hospitals, but promise that picket lines will be orderly. Neither the Government nor employers have so far been willing to take pickets to court.

The general executive of Britain's biggest union, the Transport and General Workers Union, will demonstrate solidarity by joining a picket line at Westminster Hospital.

Mr Norman Fowler, Social Services Secretary, is under some pressure to increase the 4 to 6.4 per cent pay offers to 1m NHS workers, but today he may receive a boost from NHS management.

Nurses' leaders will press the management side, at a meeting of the Nurses and Midwives Whitley Council, to ask the Government to increase the 6.4 per cent offer. The employers, however, seem set to refuse.

Mr David Williams, chairman of the nurses' staff side, announced yesterday that all 12 organisations had rejected the offer. It was thought that midwives, health visitors and nurse administrators might have backed acceptance in line with the view of the majority of their members but they sided with the staff side majority following Friday's 2-1 rejection by the Royal College of Nursing.

The General and Municipal Workers Union, Britain's third largest union, said last night it would urge the TUC to escalate the health service dispute with more "sympathy action" by powerful groups.

Union doubts Labour's poll hopes

BY DAVID GOODHART AND JOHN LLOYD

FURTHER pessimism over the Labour Party's chances at the next General Election has been voiced by the president of the 130,000-strong Post Office Engineering Union.

Mr John Scott Garner, the POUE president, told his union's annual conference in Blackpool yesterday: "It is a luxury that the union cannot afford for the party to be a party of protest."

This follows a speech over the week-end by Mr Sidney Weighell, general secretary of the National Union of Railwaymen, predicting that Labour would lose the next General Election; and the castigation of the Labour leadership as weak by Sir John Boyd, general secretary of the Amalgamated Union of Engineering Workers, in his union journal last month.

However, union leaders are not expected to press for a change in the party leadership in the near future.

Mr Scott Garner told his conference that: "It is not in the interests of the POEU to be affiliated to a party which cannot become the Government."

"Policy is not everything. It is what the public perceives of the Party as a whole, and what the public sees is a party deeply riven about its constitution, its policies and its leaders."

Mr Brian Stanley, the union's general secretary, underscored the point in a speech to the union's political fund management committee. He said trade unionists must spearhead a last ditch revitalisation of the Labour Party.

"We have only a few months left to clean out the stables and present a united image to the public."

Despite its doubts—or perhaps because of them—the union has increased its party affiliation from 78,000 to 90,000, and its party delegation from 13 to 15.

Senior union leaders are privately concerned by the signs of drift within the party, and by the run of losses in recent by-elections.

Right keeps control of post workers

BY DAVID GOODHART, LABOUR STAFF

THE RIGHT WING remained firmly in control after the first round of national executive elections at the Post Office Engineering Union's annual conference in Blackpool yesterday.

The NEC of the politically divided union remains split 14-9 in the right's favour after the regional elections.

The left has been marking time after gaining considerable ground in 1980, but hopes to make further gains in today's elections.

Mr John Golding, a POEU-sponsored MP who backs the right, said: "The POEU has long supported moderate leaders and policies in the Labour Party and it would make a great difference to the party if the broad left did take over the union."

Sir George Jefferson, chairman of British Telecom, faced a walk-out by 100 of the 700 delegates when he addressed the conference.

He said BT must accept a partnership with Project Mercury, the private telephone network, planned to start operations next year. He also reiterated for major savings over the next three years.

But Mr Bryan Stanley, union general-secretary, said: "We want a thriving BT but not at the expense of good pay or job security." He also said the union would not accept compulsory retirement at 60.

He added that every avenue of negotiation and persuasion would be used to minimise the effect of privatisation in BT. The broad left in the union is pushing for industrial action to stop Mercury.

Mr Russell Tuck, assistant general secretary of the National Union of Railwaymen and a Labour Party NEC member, told delegates that a future Labour Government would nationalise Mercury. But he emphasised that it was necessary to pay compensation.

Delegates also backed a motion urging BT to start an aggressive marketing campaign to win business in all areas of communications. On modernisation in BT delegates rejected a motion calling for non-co-operation.

The conference agreed to affiliate to CND. It also backed a call for internal union reform, urging greater power at regional and area level, to reflect the devolution of power within BT. A special conference will be held on reorganisation.

TUC wants cut in payments to pension funds

By Eric Short

TRADE UNION negotiators are being advised by the TUC to seek a cut in their members' contributions to company pension schemes to offset the forthcoming increase in National Insurance contributions.

The latest TUC Occupational Pensions Bulletin points out that, from next April the reduction in the employees' NI contribution for schemes that have contracted out of the State earnings-related scheme falls from 2.5 per cent to 2.15 per cent of earnings. When tax relief is taken into account, this represents an extra payment of 0.5 per cent of earnings.

Nalgo to discuss pay talks breakdown

BY JOHN LLOYD, LABOUR EDITOR

PAY NEGOTIATIONS for 500,000 white collar workers in local government have broken down over the issue of the representation of chief and deputy chief officers.

Delegates to the union's conference next week are to discuss possible steps in response. The steps could involve industrial action.

During the talks, which ended late on Friday night, the local authority employers refused to include the senior officers because they said no agreement had been reached on setting up a new negotiating body for them. The officers had previously been included in the agreement covering local authorities 'administrative, professional, technical and clerical staff.

Nalgo said yesterday that "the delay in the establishment of a negotiating body rests entirely with the recently-formed and totally inexperienced Federation of Professional Officers' Associations, which is seeking to exclude Nalgo, a union with thousands of chief and deputy chief officers within its membership."

Nalgo also said that the employers were "actively seeking to reduce the range of salary scales for the lower paid." Mr Mike Blick, chairman of Nalgo's local government committee, said yesterday: "Trade unions are about unity, and that unity embraces everyone, no matter how senior or junior he or she may be."

In earlier talks, the local authorities had offered 5 per cent rises, linked to a restructuring of grades and a reduction of one hour for the minority of members working a 40-hour week. The offer had been rejected by the union.

British Airways cabin staff to reject shift pattern

BY BRIAN GROOM, LABOUR STAFF

BRITISH AIRWAYS cabin staff will today refuse to work a recently-introduced shift pattern which they say is dangerous to their health and potentially hazardous to passengers.

Leaders of the British Airline Stewards and Stewardesses Association were last night meeting management to persuade it to cancel the system and avert a clash.

Cabin staff say jet-lag stress is brought on by making flights between Britain and the U.S. which involve four time-changes on successive days.

The airline has agreed to withdraw the shift system on the Los Angeles and San Francisco routes but the association wants it dropped on Miami and Barbados routes, too.

The cabin staffs' decision to stop working the system was taken at a meeting yesterday.

The association says more than 24 reports of cabin crew being taken ill in flight because of jet-lag have been made. Seven were reported ill on a flight from London to Los Angeles and were given oxygen. Under the previous system cabin crew made one trip across the Atlantic and one trip back followed by three days off.

The "back-to-back" system was introduced in February. It involves flying to the U.S. returning the next day and repeating the operation immediately.

The association accepted it at first as part of the airline's survival plan but now says the health risks are too great.

Gulf Air now fly non-stop to Cairo. Twice weekly.

Gulf Air have introduced Wednesday and Saturday flights non-stop to Cairo from Heathrow at 10.00 arriving 15.45 local time. Return flights depart Cairo Wednesdays and Saturdays at 13.25 local time arriving Heathrow 17.30

And don't forget that along the way you can enjoy excellent cuisine and fine wines in our unforgettably luxurious TriStars.

Call your travel agent or Gulf Air reservations:—

طيران الخليج
GULF AIR

LONDON 01-409 1951/5
(CARGO) 01-759 1928
BIRMINGHAM 021-632 5931
MANCHESTER 061-832 9677/8
GLASGOW 041-248 6581

GULF AIR, 73 PICCADILLY, LONDON W1V 9HH.
PRESTEL: 223913.

Your best choice for comfort. Your best choice for refreshment. Your best choice for welcome. Your best choice for destination. Your best choice ever to the Gulf and beyond.

Where inflation now exceeds the pace of life

Anthony Moreton looks at the economic problems of the Scilly Isles

DURING THE second half of the 1960s the Scilly Isles used to crop up in the news every now and then when Harold Wilson, who was then Prime Minister, took his holidays at his bungalow on St Mary's, the main island, and the occasional photograph of him accompanied by his wife, his dog Paddy, and sundry detectives would make its way into the papers.

When Mr Wilson (who became Sir Harold in 1976) left office in 1970 the papers were no longer so interested in the holidays of a former premier and the islands slipped back into relative obscurity, only to emerge briefly when he returned to No 10 Downing Street in 1974.

On the surface the islands remain a holiday paradise. Only five of the 200 islands are inhabited, of which St Mary's is by far the largest with 1,959 of the 2,426 people. The Gulf Stream laps the shores, the beaches are clean and sandy and the pace of life is pleasantly slow.

However, there are underlying tensions. Inflation has played havoc with the economy. Sharp rises in transport costs have severely dented the holiday trade, the single most important source of income and employment, and the 100,000 visitors a year, doubling the population at any one time, are not sufficient to sustain economic growth.

The other main source of income, the horticultural industry, with its emphasis on early flowers, especially daffodils, and vegetables such as potatoes, has been badly hit by imports from southern Europe and Israel. Flowers from these sources are now cheaper in the London markets than anything the Scillies can supply.

Last year freight rates rose by about 50 per cent and this has pushed the cost of living well above that on the mainland. Petrol, for instance, is now more than £2 a gallon.

Perturbed at the deteriorating economic situation, the Duchy of Cornwall — which owns the islands with the exception of Hugh Town, the capital, and a number of freeholds — has called in Graham Moss Associates to undertake a community project which will plot the islands' long-term future in social, economic and environmental terms.

The one obvious answer — to bring in more industry, a policy which is being pursued in Guernsey, the Isle of Man and, to a lesser extent, in Jersey — may not be the obvious solution. More industrialisation could create more stress, not less. A building programme of factories and houses would probably lead to an undermining of the conditions most holidaymakers seek.

The consultants are therefore taking soundings from a wide variety of interests off the islands as well as on them, including the Development Commission, the Council for Small Industries in Rural Areas, the English Tourist Board and the Nature Conservancy Council.

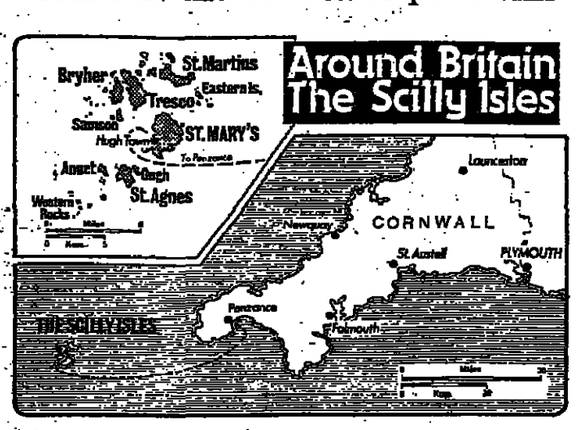

They have already begun work and hope to be able to put their report to the islanders by next spring.

Graham Moss Associates have had a lot of experience of plotting a course for rural communities. They have undertaken work in Turkey and France as well as several projects in the north of Scotland, including one for the Western Isles from which parallels for the Scillies can be drawn.

The most recent, and in some ways the most interesting, was a project for Trent — three declining rural communities in Dorset between Yeovil and Sherborne.

Trent is largely owned by the Ernest Cook Trust, part of the Thomas Cook organisation. The school was under threat of closure, the bus connecting the main village to the nearest towns had been cut back to one a week, and the population was predominantly in the older age brackets.

Moss prepared a programme which they called a "catalyst for action" that suggested new housing, some industry and a rationalisation of land uses. According to Mr Graham Moss, head of the consultancy, "we breathed new life into the village and enabled it to become a working community again."

That is what he hopes to be able to do for the Scillies. One of the main problems will be to tackle the problem of freight costs.

One course will be to attempt to get the isles accorded less-favoured designation within the EEC. This would allow for the differences between actual transport charges and the (lower) road charge for the equivalent distance to be met out of public sources.

The Scillies have already failed once to get support on this ground but, since the Western Isles are assisted, Moss feels that a further appeal made within the context of a wide-ranging community report might have more success.

The other main aim will be to improve the infrastructure. Previous attempts to improve economic life have foundered on constraints to the supply of water and electricity. If something could be done in this area it would be a big step forward.

Mr Moss is well aware that any suggestions his consultancy might make must carry the islanders. Many, perhaps most, of the islanders prefer their isolation and their way of life but even the majority does not want to see its standards continually eroded.

Any proposals must therefore be put forward with diplomacy and presented at every stage to the islanders to secure their co-operation. Mr Moss has had a lot of experience in this delicate task and is convinced he can suggest a programme that will give more substance to the long-term future of the islands without alienating its people.

APPOINTMENTS

Changes at Barclays Bank International

Mr Gervase Buxton has been seconded by Barclays Merchant Bank to BARCLAYS BANK INTERNATIONAL as an international finance director, international finance division at the bank's head office in London. Mr Anthony Archdeacon has been appointed assistant general manager at Barclays Bank International's planning department, head office. Mr Derek Wall, a general managers' assistant, regional general manager's office, Africa at Barclay's Bank International's head office in London, has been appointed local director in Cyprus from July.

★

MORGAN GUARANTY TRUST has appointed Mr James I. Berliner a vice president and head of a newly formed energy and minerals department with regional responsibility for co-ordination of energy and minerals financing in Europe, Africa and the Middle East. Mr Berliner has succeeded Mr Peter L. Woicke and will be based in London. Mr Berliner has headed the project finance department in Morgan's industries group since its formation in 1976.

★

Mr P. H. Chilton has been appointed marine underwriter for SPHERE DRAKE (UNDERWRITING). Mr Chilton succeeds Mr R. J. Bromley who has retired. Mr D. B. Newsome becomes deputy marine underwriter. Mr Martin J. Read has been made director of underwriting services.

★

FIFE INDMAR has appointed Mr Robert R. C. Taylor to its board. Mr Taylor is group managing director of Robert Taylor Ironfounders (Holdings).

★

Mr D. G. Burnham has been appointed a director of THE RENWICK GROUP.

★

Mr Michael Frost has been appointed manager of the Minories branch of LLOYDS BANK. He succeeds Mr Barry Taylor who becomes an assistant regional general manager at the Bank's City of London regional head office. Mr Frost was account manager at Lloyds Bank International.

★

Mr Michael Whiteman has been appointed marketing director of MEL, UK defence division of Philips Electronics, from July 1. He is divisional marketing manager of the Bracknell division of Ferranti Computer Systems.

★

Mr Robert Holmes à Court has been appointed chairman of BRYANSTON INSURANCE. Mr Derek Williams becomes deputy chairman. Mr W. Bert Reuter and Mr Anthony Pinkett have been appointed directors.

★

Mr David White has been appointed the first sales director of ANCHOR HOTELS & TAVERNS part of the newly-formed Imperial Hotels & Catering.

★

Mr Derek Munt has been appointed director and general manager of FERRYMASTERS, responsible for the group's overall UK activities. The company is part of P & O European Transport Services.

Mr Derek Munt

JRC A Group of Creative and Dedicated Engineers Working for Tomorrow's World.



MARINE ELECTRONICS
- INMARSAT Ship Earth Station
- Radio Transmitters & Receivers
- Radiotelephones
- Radars/Collision Avoidance System
- Navigational Instruments
- Facsimile Receivers
- Fishing Electronics Equipment

LAND-USE COMMUNICATION SYSTEMS
- Domestic/Regional Satellite Small Earth Station
- Radio Communications Systems
- Coast Stations
- Automatic Mobile/Rural Telephone Systems
- Telemetry & Telecontrol Systems
- Simulators (Air Traffic Control & Marine Bridge)

JRC Japan Radio Co., Ltd.
Since 1915
MAIN OFFICE: Mori Building Fifth, 17-1, Toranomon 1-chome, Minato-ku, Tokyo 105, Japan
Cable Address: "JAPANRADIO TOKYO" Phone: (03)591-3451 Telex: 0222-3068
UK REPRESENTATIVE OFFICE: N. Kobayashi, 3rd Floor, Temple Chambers, Temple Avenue, London E.C. 4 Phone: 01-353-7960
Telex: 885629 JAPRAD G
U.S.A. LIAISON OFFICE: T. Hayashi, 120 East 56th Street, New York, New York 10022 Phone: 212-355-1180
Telex: 230-645636 JAPANRADIO NYK

To get some idea how simple it is to install hot water, stick this on your wall.



There's no need to get steamed up just to give your staff somewhere to wash their hands.

With electricity, it's simple. Take this point-of-use water heater. As you can see, it needs just a simple wiring job and minimal plumbing, no wasteful pipe runs from a central boiler, no special ventilation.

From this IMI SANTON heater to larger storage units operating on low-cost night-rate electricity, from spray hand-wash units to hand driers, we can show you a complete range of no-fuss electric equipment – all specifically designed to be simple and economical.

Isn't that what you want for your washroom?

If you'd like more information ring us on Freefone 2284.

Alternatively, drop in at The Build Electric Bureau, The Building Centre, 26 Store Street, London WC1, contact your Electricity Board, or fill in the coupon.

For details about the wide range of electric water heating systems, send this coupon to The Build Electric Bureau, The Building Centre, 26 Store Street, London WC1E 7BT

santon

NAME

POSITION

COMPANY/ADDRESS

2LV2

HEAT ELECTRIC
WE HAVE THE POWER TO HELP YOU

TECHNOLOGY

EDITED BY ALAN CANE

Razor blade story should be the Philips message

Video and Film

By JOHN CAITTOCK

A SUBJECT which keeps cropping up in the video business at present is razor blades. It is inspired by the dramatic SelectaVision video disc player (down to below $250), partly made possible by disc sales nearly treble those originally expected.

This has led to the razor blade stories, repeated now on both sides of the Atlantic: give the razors away and make money from the sales of the blades.

The assumption is, of course, that most people know what a razor is for and what are its benefits. Regrettably, in the case of video disc technology, ignorance is of appalling proportions.

Last week, nine days after the UK launch of the Philips LaserVision video disc player, I set forth to discover how well the sales staff were doing in some of the few stores currently stocking the player. It was a depressing experience, and Philips should immediately order 100 copies of that old but excellent Rank training film called *Selling Benefits*.

Our of more than 30 video shops in Tottenham Court Road a mere three are supposed to stock LaserVision players—but only one window display is visible. In the John Lewis department store in Oxford Street, the LaserVision player is plugged into a Grundig stereo TV receiver — but the shop assistant failed to mention to me one of the more important advantages over current video recorders, high quality stereo replay.

Since John Lewis's do not sell video discs, it was also impossible for me to sample the only thing that might persuade me to buy a player—the programmes.

The man in Greens at Debenhams also failed to mention stereo. He also omitted to mention that discs can carry extra information as teletext pages —which is just as well because his player was not connected to a teletext receiver. He also made the extraordinary statement that the "other two video disc systems, not yet available in the UK, can play conventional gramophone records too."

REW did much better, although only had 53 disc sleeves in the rack, and not all of these were available. At a shop in Brighton, a colleague counted only 16 sleeves.

So much for selling razor blades. Unfortunately, the Philips launch catalogue of 121 titles (of which possibly only 70 are currently available) again fails to stress the unique benefits of the video disc—86 are feature films and only 18 make use of the single framing, interactive facilities of the player.

Pessimism about the video is easy to find; not only because of this failure to exploit its unique qualities, but also because sales in the U.S. and Japan have been very disappointing. Yet the root of the problem is in programmes, because only with the right material will the public have a chance to grasp why video discs have benefits not offered by VCRs. No salesman to whom I put the question "why disc rather than a video recorder" could offer a convincing answer.

It increasingly looks as if only THORN EMI will provide this answer. Despite the delay in the launch of the JVC VHD disc system—to which THORN EMI is committed—the company is pursuing a seven figure development project in making programmes uniquely tailored to the benefits of the video disc.

Quality is the leit motif, reflected by the creative talents assembled—led by ex-television producer Peter Morley, whose past achievements included the outstanding series on the life and times of Lord Mountbatten.

Quality

Last week, my flagging spirits were boosted by a sneak preview of some of THORN EMI's programmes now in their impressive cutting rooms. Thus, the extraordinary motor car maintenance manual—a visual "book" of 100 chapters and sub-headings. These go into extensive visual detail—such as The Electrical System (13 sections ranging from the battery, the distributor, the coil, through to bulb replacement).

What is so important about the samples I viewed is quality —quality of photography, of sound, of style, of conception, and of content. With many shot in 35mm film, by leading cameramen, it is refreshing to see instructional material which actually uses photography to show things better than the eye could possibly see them.

On discs, this technical quality is supported by superb stereo sound where relevant. No video recorder can match these experiences. But more important is the quality of concept whereby the user can not only control access to any part of the programme — as still pictures, repeat motion, etc. even choice of alternative sound tracks—but where the programmes themselves are intelligently designed to make full use of these facilities.

In the U.S., a few others are blazing such trails — such as the now famous *Kidisc* for children which is a compendium of games and tricks for young viewers, including how to make paper aeroplanes, interactive games, puzzles, etc.

For more specialist uses, American discs have included various medical and diagnostic programmes, even *The Puzzle of the Tacoma Narrows Bridge Collapse* (for physics and engineering students) — surprisingly a best seller.

New ideas are also being explored, like the legal course based on computer-controlled video discs where the law student plays the role of opposing counsel, raising points or objections (via the keypad) wherever he considers appropriate, at which the disc advances to the judge's "live" response. The same ideas could be extended to very popular consumer interests such as playing snooker, chess, even becoming a musician in a pop group.

The video disc really is a completely new medium, on which not only picture and sound quality offer great scope for music, ballet and opera but where a totally new grammar is under development. It brings to moving pictures the accessibility of the book, the page and the paragraph without the imposition of a syntax; and it offers the printed and spoken word the availability of moving pictures without the tyranny of a beginning, middle and end.

THORN EMI and JVC apart, it almost seems as if the video disc is too important to be left to the manufacturers. They are besotted with past cultures instead of the discovery of new ones. It would be a tragedy if this important medium failed now due to dyslexia. What chance for the book if Gutenberg had been illiterate, Chancer deaf and Shakespeare dumb?

Faxing news from Versailles

IN THE wake of the Versailles Western summit, DAVID WHITE in Paris reports on the "Laundromat," claimed by the French to be the fastest "fax." It whizzed information between Versailles Le Monde in the capital and the FT in London.

For the past week a voluminous box has been sitting in the *FT* office in Paris. Resembling a rather cumbersome photocopier, its ephemeral purpose was to whizz facsimile messages in a matter of seconds direct from the Western Summit meeting in Versailles.

Instantly christened "The Laundromat," the machine is a prototype of the CIT-Alcatel 5500, claimed to be the fastest "fax" yet produced.

The manufacturers had to get the Post Office to instal special high-capacity lines—one to the *FT*, the other to *Le Monde*— in order to link us up with the press room at the Orangerie in Versailles, where, in the place of orange trees, France's latest electronic hardware has been on prominent display.

No expenses were spared in putting together this shop-window—the first specially-tailored system of its kind seen at a Summit. It shows, if nothing else, the continued degree of French political determination in the field of "telematics" — their own coinage for all the bits of technology where data processing, telecommunications and television overlap.

Under the Giscard administration, the PTT Ministry's *big - spending* Direction Générale des Télécommunications was often criticised for acting like a state within a state.

Directory

But the present Government has kept on every one of its ambitious projects—with the sole nuance that it has insisted on consulting users before pressing ahead with schemes like the electronic telephone directory, now on trial in Brittany.

Everything was brought into play for the 3,000-odd journalists and delegates at Versailles. As long as they could understand the operating handbook, they could play with video terminals to send messages to each other, find out about the weather, or about where to go at night, or about Japanese agriculture or test their knowledge of France in an electronic game.

President Reagan looks over his shoulder at a session of the Versailles summit unaware that the latest French technology was relaying information at high speed to leading newspapers in the UK and France

Alongside standard communications facilities and closed-circuit news broadcasts at the 35 "message points" installed for the Summit, both of France's two videotex systems were available: Antiope, which uses the television network, and the "interactive" Télétel system, which uses the telephone network.

The services offered on Télétel included a bilingual data bank of facts and figures and a "letter box" facility for which everybody had to be allotted a special access code.

As a final piece of technological exhibitionism, delegations were issued with "magic pads" on which they and their respective leaders could scribble, automatically-transmitted confidential notes to each other.

The French are anxious to show they have been able to make up ground even in areas where they were initially slow to cash on. Facsimille transmission is a prime example.

The 5500 telecopier — unlike the other gadgetry on show, not yet commercially available, is claimed to be well ahead of the main Japanese rivals. Using a microprocessor, it "reads" a page in about three seconds, takes 15-29 seconds to send it, and prints out in three seconds, on ordinary paper: a different concept from current machines which transmit line by line.

The system is due to be installed in a public "Transfax" network in French post offices and will be able to transmit via the country's Telecom satellite when this comes into operation next year. CIT-Alcatel plans to market the machines through the network of its UK-based Roneo subsidiary.

High-volume "fax" transmission has its price—about £13,000 per machine, seven times the cost of some basic slower telecopiers. But the company hopes to sell it to big companies and banks.

"It's a slow market," a CIT-Alcatel executive admits. "You have to really believe in it to go ahead."

AS FOR THE ONE AT THE FT, THEY ARE COMING TO TAKE IT AWAY AGAIN.

How to beat corrosion in oxygen removal

BETZ of Winsford, Cheshire, has introduced Cor-Trol 778, a treatment for the removal of oxygen in industrial water which is necessary to inhibit metal corrosion.

The system, it is claimed, can reduce iron to a magnetic state thus making its removal from process lines much easier.

Cor-Trol is an aqueous blend of an organic oxygen scavenging material and neutralising amine.

It is a volatile scavenger and does not contribute to water solids which can damage boilers, heat exchangers and economisers.

Betz says that previously treatments have been sulphite- or hydrazine-based. The former is a solid which contributes to dissolved solids while the latter is dangerous to handle.

The treatment has been used successfully in the U.S. and Canada, but complete information is available from Betz, Nat Lane, Winsford, Cheshire (060 65 3477).

The good news is FERRANTI Selling technology

Software fortune seekers

"MOVING THE Mylar" is the name of the game among U.S. software houses now, and mylar salesmen are looking for the product which will make their fortune.

Mylar is, of course, the thin flexible plastic used as the base in cassette tapes. In software terms, it means selling small, specialised programs for microcomputers in thousands.

Perhaps the best example is Visicalc, a piece of software for solving business problems of the "what if", variety—income statements, cashflow statements and other reports are all possible.

Visicalc brought success to Apple, the microcomputer for which it was initially designed, and simultaneously spawned a host of Visicalc look-alikes.

Comparison

Now Comshare, the large North American computer bureau specialising in financial modelling, aims to move more Mylar than most with its Visicalc look alike, Plannercalc.

Its secret? Price. Mr Ian McNaught-Davis, Comshare UK md, intends to sell the package at between £35 and £40.

By comparison, Visicalc and its look-alikes sell in the £150 region.

Mr McNaught-Davis is clearly setting sprats to catch mackerels. Next up from Plannercalc is Master Planner and then there is Target Options, all at rock-bottom prices (compared with conventional software). At the top of the game, there is still Comshare with its massed Sigma 9 computers and well developed financial software to tackle the big business problems.

Plannercalc runs on any CP/M based 8-bit machine. Comshare will tell you more on 01-222 5665.

ALAN CANE

1981-Year of transition at Solvay & Cie.

1982-Encouraging prospects.

The diagnostic

The economic crisis continues to rage and the European chemical industry finds itself confronted with its greatest problem: manufacturing overcapacity in the face of stagnating or even falling demand for certain basic products. While inorganic compounds, chemical specialities and medicines continue to move ahead at a satisfactory pace, organic agents and, in particular, plastics are suffering setbacks.

The remedies exist

The implementation of the energy savings programme first set up in 1973 was actively pursued in 1981. Rationalisation efforts were intensified in the troubled sectors, particulary in plastics, which are responsible for the unsatisfactory results of the Group. Production capacity and staff numbers have been adjusted to a state of slower growth and certain activities, whose future profitability cannot be assured, have been abandoned. In addition, marketing was accelerated of more complex and specialized products, aimed at less mass manufacture and more added value. Moreover, rationalisation and adjustment of the Group's organisation to the new requirements is well underway, e.g. unifying the management of the German subsidiaries, creating a central management for human health and integrating the subsidiaries involved in animal health and fine chemistry. All this will reduce operating costs. It is obvious that a change of this scope, affecting both men and products, can only succeed through progressive reorientation, spread out over several years and pursued with vigour and constancy.

Policy strategy

To guarantee the success of this change, Solvay & Cie holds a major trump: its strong position in the area of technology. The chemical industry is surging forward and we will not be left behind. We are innovating in every sector where we are active, both old and new. We will maintain our lead, occupy the positions of the future and furnish our undertakings with scientifically advanced products.

Key figures

In millions of BF	1981	1980
Sales	157,420	138,450
Research expenditure	5,326	4,503
Personnel expenditure	42,417	36,735
Capital expenditure	9,194	10,760
Group's net result	−752	1,976
Net result of Solvay & Cie	1,195	2,161
Staff employed		
in units	48,237	49,057

The Solvay & Cie annual report can be obtained in French, Dutch, English and German on request from the Secretariat General of Solvay & Cie, Rue du Prince Albert 33, B-1050 Brussels.

Field of action

Today, Solvay & Cie has men, projects, advanced tools and reserves which can be made available everywhere in the world. The field of action is vast: novel processes for manufacturing traditional products, development of the uses of hydrogen peroxide and its derivatives, better performing medicines, technopolymers, the use of biotechnology... Progress is decidedly encouraging.

The impact of the crisis on profits

The results of the Parent Company, which are less affected by the deterioration of the plastics market than those of the Group, are positive. The Board of Directors will propose to the General Meeting a dividend of 150 BF per fully paid-up share, a step backwards compared to the preceding year. But it is quite clear that 1981 was a step along the path of adjustment to the new economic environment: there are excellent reasons for believing that the measures which Solvay & Cie has taken in order to resist the recession will succeed.

SOLVAY

New Issue — This announcement appears as a matter of record only. — June 1982

Citizen Watch Co., Ltd.

Tokyo, Japan

DM 30,000,000

6¾% Deutsche Mark Convertible Bonds of 1982/1989

– Private Placement –

Bayerische Landesbank Girozentrale

The Nikko Securities Co., (Europe) Ltd.

Al-Mal Group

Bayerische Landesbank International S.A.

Dai-Ichi Kangyo International Ltd.

BASE LENDING RATES

A.B.N. Bank	13 %	Robert Fraser	14 %
Allied Irish Bank	13 %	Grindlays Bank	‡13 %
American Express Bk.	13 %	■ Guinness Mahon	13 %
Amro Bank	13 %	■ Hambros Bank	13 %
Henry Ansbacher	13 %	Heritage & Gen. Trust	13 %
Arbuthnot Latham	13 %	■ Hill Samuel	§13 %
Associates Cap. Corp.	13 %	C. Hoare & Co.	†13 %
Banco de Bilbao	13 %	Hongkong & Shanghai	13 %
BCCI	13 %	Kingsnorth Trust Ltd.	14 %
Bank Hapoalim BM	13 %	Knowsley & Co. Ltd.	13½%
Bank of Ireland	13 %	Lloyds Bank	13 %
Bank Leumi (UK) plc	13 %	Mallinhall Limited	13 %
Bank of Cyprus	13 %	Edward Manson & Co.	14 %
Bank Street Sec. Ltd.	14 %	Midland Bank	13 %
Bank of N.S.W.	13 %	■ Samuel Montagu	13 %
Banque Belge Ltd.	13 %	■ Morgan Grenfell	13 %
Banque du Rhone et de la Tamise S.A.	13½%	National Westminster	13 %
Barclays Bank	13 %	Norwich General Trust	13 %
Beneficial Trust Ltd.	14 %	P. S. Refson & Co.	13 %
Bremar Holdings Ltd.	14 %	Roxburghe Guarantee	13½%
Brit. Bank of Mid. East	13 %	E. S. Schwab	13 %
■ Brown Shipley	13 %	Slavenburg's Bank	13 %
Canada Perm't Trust	13½%	Standard Chartered	‖13 %
Castle Court Trust Ltd.	13½%	Trade Dev. Bank	13 %
Cavendish G'ty T'st. Ltd.	14 %	Trustee Savings Bank	13 %
Cayzer Ltd.	13 %	TSB Ltd.	13 %
Cedar Holdings	13 %	United Bank of Kuwait	13 %
■ Charterhouse Japhet	13 %	Whiteaway Laidlaw	13½%
Choulartons	13 %	Williams & Glyn's	13 %
Citibank Savings	¶12½%	Wintrust Secs. Ltd.	13 %
Clydesdale Bank	13 %	Yorkshire Bank	13 %
C. E. Coates	14 %		
Comm Bk of Near East	13 %		
Consolidated Credits	13 %		
Co-operative Bank	*13 %		
Corinthian Secs.	13 %		
The Cyprus Popular Bk.	13 %		
Duncan Lawrie	13 %		
Eagil-Trust	13 %		
E.T. Trust	13 %		
Exeter Trust Ltd.	14 %		
First Nat. Fin. Corp.	15½%		
First Nat. Secs. Ltd.	15½%		

■ Members of the Accepting Houses Committee.

* 7-day deposits 10%. 1-month 10.25%. Short term £8,000/12 month 12.6%.

† 7-day deposits on sums of: under £10,000 10¼%, £10,000 up to £50,000 11%, £50,000 and over 11¼%.

‡ Call deposits £1,000 and over 10%.

‖ 21-day deposits over £1,000 11¼%.

§ Demand deposits 10¼%.

¶ Mortgage base rate.

Clement Clarke [Holdings] plc.

Dispensing and Ophthalmic Opticians
Designers and Manufacturers of Ophthalmic, Medical, Surgical and Aircraft instruments and equipment.

Mr. J. H. Clarke, Chairman and Managing Director, reports on 1981:

- Group Sales £13,506,392 (1980: £12,537,670).
- Group Profit before tax £1,621,755 (1980: £1,330,485).
- Final Dividend 15%, making 12.03% (1980: 10.66%) for the year.
- Earnings per share 17.72p (1980: 14.35p).
- Export Sales £1,703,265 (1980: £1,499,064).

The year ahead: My overall view is still one of caution, taking into account the increase in N.H.S. optical charges to the public from April 1st, and the current political situation. The instrument sector is more buoyant, and we can expect an increased cash flow when the final increase in professional optical fees is agreed later this year.

TELEVISION

BBC 1

6.40-7.55 am Open University (Ultra High Frequency only). 9.05-11.37 For Schools, Colleges. 11.50 News After Noon. 11.55 The Visit of President Reagan: President Reagan's address to Parliament. 1.27 pm Regional News for England (except London) London and SE only: Financial Report; News Headlines. 1.30-1.45 The Flumps. 2.00 You and Me. 2.15-2.55 For Schools, Colleges. 3.20 Pobol Y Cwm. 3.53 Regional News for England (except London). 3.55 Play School. 4.20 The All New Popeye Show. 4.40 The Record Breakers. 5.05 John Craven's Newsround. 5.10 Take Two.

5.40 News.
6.00 Regional News Magazines.
6.25 Nationwide.
6.50 Ice Skating: St Ivel Gala of World Champions.
7.15 Triangle.
7.40 Lena, starring Lena Zavaroni.
8.10 So You Think You Know Your Rights?
9.00 News.
9.35 The Visit of President Reagan: Banquet given by The Queen in honour of President Reagan.
10.15 Wogan.
10.58 News Headlines.
11.00 Harry O, starring David Janssen.

Chris Dunkley: Tonight's Choice

There are worthwhile programmes on Radio 3 and Radio 4, but as the longest day approaches so television takes on its familiar summer look: lots of repeats and obscure movies, and a decided lack of fresh drama series, drama serials, documentaries and comedies. The Schedules are sorely in need of something such as "Not the Nine O'clock News," to brighten them up.

At 7.30 Radio 3 mounts a stereo relay of Prokofiev's **The Love of Three Oranges** from Glyndebourne. You won't of course be able to see Maurice Sendak's designs for this new production, but you will be able to hear Willard White's King of Clubs, Ryland Davies as his melancholy son, and Nelly Morpurgo as Fata Morgana the witch. Like "Gulliver's Travels" this opera has somehow acquired a reputation as being especially suitable for children despite its wholly adult attitudes.

On Radio 4, clashing with the opera, is **Origins**, a short programme about the compilation of the "Fresco File," a four-year survey of every known wall painting in England. Many new frescos have been discovered, including one containing the earliest known picture of a wheelbarrow!

Easily the best bet on television is ITV's **The Police And The Public**, another of Granada's occasional "hypotheticals" in which people with some particular responsibility discuss how they would handle imaginary but entirely realistic incidents.

BBC 2

6.40-7.55 am Open University.
9.00-9.20 For Schools, Colleges.
10.30-10.55 Play School.
12.05 pm For Schools, Colleges.
5.10 The Work of School Governors.
†5.40 Charlie Chaplin in "The Fireman."
6.10 Barry Norman in Chicago.
6.55 News Summary.
7.00 Spirit of Place.
8.05 The Cortége.
9.00 "The Evil Trap."
10.35 Cartoon Two.
10.45-11.35 Newsnight.

†Indicates programme in black and white

LONDON

9.35 am Schools Programmes. 11.35 President Reagan in London. 1.00 News, plus FT Index. 1.20 Thames News with Robin Houston. 1.30 Crown Court. 2.00 After Noon Plus. 2.45 My Father's House. 3.45 Home Sweet Home. 4.15 Porky Pig. 4.20 Runaround. 4.45 CB TV—Channel 14. 5.15 Emmerdale Farm.

5.45 News.
6.00 Thames News, with Andrew Gardner and Rita Carter.
6.20 Help! Community action with Viv Taylor Gee.
6.30 Crossroads.
6.55 *Reporting London.*
7.30 "That Lucky Touch," starring Roger Moore, Susannah York, Shelley Winters and Lee J. Cobb.
9.00 The Brack Report.
10.00 News.
10.55 Middle East—The Longest War.
11.55 Crying Out Loud, with Anna Ford and James Maw.
12.25 am Close: Sit Up and Listen, with Pam Gems.

All IBA Regions as London except at the following times:

ANGLIA

1.20 pm Anglia News. 3.45 Looks Familiar. 6.00 About Anglia. 7.00 Gambit. 11.55 Quincy. 12.40 am Tuesday Topic.

BORDER

1.20 pm Border News. 3.45 Looks Familiar. 5.15 Jangles. 6.00 Lookaround Tuesday. 7.00 Emmerdale Farm. 11.55. Border News Summary.

CENTRAL

1.20 pm Central News. 3.45 Looks Familiar. 5.15 Jangles. 6.00 Crossroads. 6.25 Central News. 7.00 Emmerdale Farm. 11.55 Central News. 12.00 Angling Today. 12.30 am Come Close.

CHANNEL

1.20 pm Channel Lunchtime News, What's On Where and Weather. 3.45 Welcome Back Kotter. 5.20 Crossroads. 6.00 Channel Report. 6.30 Looks Familiar. 7.00 Private Benjamin. 10.50 Channel Late News. 11.55 Nero Wolfe. 12.50 am Commentaires et Previsions Meteorologiques.

GRAMPIAN

9.25 am First Thing. 1.20 pm North News. 3.45 Looks Familiar. 6.00 North Tonight. 7.00 The Electric Theatre Show. 11.55 Spellbinders. 12.25 am North Headlines.

GRANADA

1.20 pm Granada Reports. 1.30 Exchange Flags. 2.00 Crown Court. 2.30 Home Front. 3.45 Looks Familiar. 5.15 Happy Days. 6.00 This Is Your Right. 6.05 Crossroads. 6.30 Granada Reports. 7.00 Emmerdale Farm. 11.55 Barney Miller. 12.25 am Late Night From Two.

HTV

1.20 pm HTV News. 3.45 Looks Familiar. 4.15 Ask Oscar! 5.15 Diff'rent Strokes. 6.00 HTV News. 7.00 Emmerdale Farm. 10.43 HTV News. 11.55 Portrait of a Legend.

HTV Cymru/Wales—As HTV West except: 9.35-9.50 am Miwy Neu Lai. 4.15-4.45 Ar Ei Ol. 6.00 Y Dydd. 6.15-6.35 Report Wales.

SCOTTISH

1.20 pm Scottish News. 3.45 Looks Familiar. 5.10 Teatime Tales. 5.20 Crossroads. 6.00 Scotland Today, followed by Job Spot. 6.30 What's Your Problem? 7.00 Emmerdale Farm. 11.55 Late Call. 12.00 Superstar Profile.

TSW

1.20 pm TSW News Headlines. 3.45 Welcome Back Kotter. 5.15 Gus Honeybun's Magic Birthdays. 5.20 Crossroads. 6.00 Today South West. 6.30 Looks Familiar. 7.00 Private Benjamin. 10.57 TSW Late News. 11.55 Nero Wolfe. 12.50 am Postscript. 12.55 South West Weather.

TVS

1.20 pm TVS News. 3.45 Looks Familiar. 5.15 Watch This Space . . . Lemon of the Week. 6.30 Coast to Coast. 6.00 Coast to Coast (continued). 7.00 The Reef World. 11.55 Brass in Concert. 12.40 am Company.

TYNE TEES

9.25 The Good Word. 9.30 North East News. 1.20 pm North East News and Lookaround. 3.45 The Riordans. 5.15 Jangles. 6.00 North East News. 6.02 Crossroads. 6.25 Northern Life. 7.00 Emmerdale Farm. 10.55 North East News. 11.55 The Two of Us. 12.25 am The Sound of Silence.

ULSTER

1.20 pm Lunchtime. 3.45 Looks Familiar. 4.13 Ulster News. 5.15 Happy Days. 6.00 Good Evening Ulster. 7.00 Emmerdale Farm. 10.54 Ulster Weather. 11.55 News at Bedtime.

YORKSHIRE

1.20 pm Calendar News. 3.45 Calendar Tuesday. 5.15 Jangles. 6.00 Calendar (Emley Moor and Belmont editions). 7.00 Emmerdale Farm. 11.55 Barney Miller.

RADIO

(S) Stereo broadcast (when broadcast on VHF)

RADIO 1

5.00 am As Radio 2. 7.00 Mike Read. 9.00 Simon Bates. 11.30 Paul Burnett. 2.00 pm Steve Wright. 4.30 Peter Powell. 7.00 Talkabout. 8.00 David Jensen. 10.00-12.00 John Peel (S).

RADIO 2

5.00 am Steve Jones (S). 7.30 Terry Wogan (S). 10.00 Jimmy Young (S). 12.00 Gloria Hunniford (S). 2.00 Ed Stewart (S). 4.00 David Hamilton (S). 5.45 News, Sport. 6.00 John Dunn (S). 8.00 The Golden Age of Hollywood (S). *9.00 Listen to the Band (S). 9.30 The* Organist Entertains (S). 9.55 Sports Desk. 10.00 Tony Monopoly at the Variety Club. 11.00 Brian Matthew with Round Midnight (stereo from midnight). 1.00 am Encore (S). 2.00-5.00 You and the Night and the Music (S).

RADIO 3

6.55 am Weather. 7.00 News. 7.05 Morning Concert (S). 8.00 News. 8.05 Morning Concert (continued). 9.00 News. 9.05 This Week's Composer: Vivaldi (S). 10.00 Bournemouth Sinfonietta (S). 11.10 Luciano Berio (S). 11.20 Chopin and Strauss cello and piano recital (S). 12.10 pm BBC Scottish Symphony Orchestra, part 1 (S). 1.00 News. 1.05 Six Continents. *1.25 BBC Scottish Symphony Orchestra,* part 2 (S). 2.05 Tears of Pain and Joy (S). 3.20 Malcolm Arnold (S). 3.30 University of Wales Recital (S). 4.55 News. 5.00 Mainly for Pleasure (S). 6.30 Jazz Today (S). 7.00 The Living Poet (Peter Levi). 7.30 Glyndebourne Festival 1982: "The Love of Three Oranges," opera by Prokofiev (sung in French); direct from Glyndebourne (S). 9.45 Doing Good by Doing Little. 10.10 Northern Sinfonia of England (S). 11.15-11.18 News.

RADIO 4

6.00 am News Briefing. 6.10 Farming Today. 6.25 Shipping Forecast. 6.30 Today. 8.47 Yesterday in Parliament. *8.57 Weather, travel. 9.00 News. 9.05* Tuesday Call (Outdoor Eating). 10.00 News. 10.02 From Our Own Correspondent. 10.30 Daily Service. 10.45 Morning Story. 11.00 News. 11.03 Thirty-minute Theatre. 11.33 Zoo Talk. 11.50 President Reagan's Address at the Houses of Parliament. 12.47 Village Vignette. 12.55 Weather, programme news. 1.00 The World at One. 1.40 The Archers. 1.55 Shipping Forecast. 2.00 News. 2.02 Woman's Hour. 3.00 News. 3.02 Never Been Kissed in the Same Place Twice. 4.00 News. 4.02 Lincoln Letter. 4.10 Enterprise East. 4.40 Story Time. 5.00 PM: News Magazine. 5.50 Shipping Forecast. 5.55 Weather, programme news. 6.00 News, including Financial Report. 6.30 Brain of Britain 1982 (S). 7.00 News. 7.05 The Archers. 7.20 Babytalk. 7.50 File on 4. 8.20 Constable Country. 8.50 Origins: The Fresco File. 9.05 In Touch. 9.30 The Banquet at Windsor Castle *given by the Queen in honour of* President Reagan. 9.59 Weather. 10.00 The World Tonight. 10.30 And So To Bed. 11.00 A Book at Bedtime. 11.15 The Financial World Tonight. 11.30 Today in Parliament. 12.00 News.

FT COMMERCIAL LAW REPORTS

Director disqualified for not delivering accounts

RE CIVICA INVESTMENTS LTD AND OTHERS

Chancery Division (Companies Court): Mr Justice Nourse: May 27 1982

A DIRECTOR who leaves the discharge of his responsibilities to the company's accountants is not thereby excused for his failure to file accounts and returns; but the court, when deciding whether to disqualify him for such failure, or assessing the period of disqualification, should have regard to the circumstances and impose the maximum disqualification only if his defaults and conduct were of a serious nature.

Applying those principles, Mr Justice Nourse granted an application by the Secretary of State for Trade for an order disqualifying Mr Roger John-Ansell from acting as a director. Mr Ansell was disqualified for one year.

Section 28 (1) of the Companies Act 1976 provides: "Where, on the application of the Secretary of State, it appears to the High Court that a person has been persistently in default in relation to relevant requirements of the Companies Acts, the court may make an order that that person shall not, without the leave of the court, be a director of or in any way, directly or indirectly, be concerned or take part in the management of a company for such period . . . not exceeding five years . . ."

* * *

HIS LORDSHIP said that Mr Ansell was a director of 13 companies, including eight of which he was sole director. He admitted that in the case of all 13 companies he had been in default under the Companies Acts.

There had been 298 separate defaults from 1976 onwards, 252 in relation to accounts, and 46 in relation to annual returns. Mr Ansell was convicted in respect of 48 of the defaults relating to accounts, and 11 relating to annual returns. He was fined £585.

His first appearance in the magistrates' court was at the end of August 1980, and that produced considerable results in the way of bringing matters up to date. However, in the case of three of the companies, the necessary steps were not taken until January 1982.

In the present application the Trade Secretary sought an order pursuant to section 28 (1) of the Companies Act 1976, that Mr Ansell should not be a director without leave of the court, or take part in the management of a company, for a period not exceeding five years.

In mitigation, Mr Ansell asserted that until 1978 he took little or no part in the management of four of the companies. In 1978, when he took over their management, new accountants were employed who were in fact now the accountants and auditors to all 13 companies. They had had standing instructions to secure the companies' compliance with the relevant requirements of the Acts.

However, Mr Ansell said, notwithstanding those instructions, the accountants did not do what they ought to have done, and he had been under the false impression that the companies were duly delivering accounts and making returns.

He made the point, with respect to seven other companies, that five of them had never traded, and had no assets or liabilities; the sixth had not traded for some years, and there was very little activity within the seventh. He had mistakenly believed that it was unnecessary to deliver annual accounts in respect of any years in which a company had not traded. With regard to the other two companies, he said there were particular difficulties in preparing accounts.

The defaults of which complaint was made had now been remedied except in two cases. As to those, his Lordship was satisfied that Mr Ansell had done his belated best and was likely to be able to put matters right in the near future. There had been a few further defaults in the meantime, where again, Mr Ansell had been doing his best. He had expressed regret for his failure to comply with his statutory obligations, and said that it was not wilful or deliberate. He said he would do his utmost to ensure that his statutory obligations were complied with in future.

Section 28 of the 1976 Act gave the Companies Court power to order disqualification where the person concerned had persistently been in default in relation to the filing of returns, accounts and other documents. From June 15 1982, section 28 was to be replaced by an amendment to section 188 of the 1948 Act made by section 93 of the 1981 Act, but it seemed that the new power of disqualification would be no different from the old.

The power was something which should be dealt with comparatively briefly and without elaborate reasoning. It was undesirable for the court to be taken through the facts of previous cases in order to guide it as to the course to be taken in the particular case before it.

*

Although it appeared to have become the practice to ask for an order for the full five-year period, that was merely a maximum. What the court had to do was impose such period of disqualification, if any, as it might think appropriate, bearing in mind the upper limit of its power, and disregarding its further power to give leave to act in the future notwithstanding the disqualification. It would not be right to impose the maximum period of disqualification irrespective of the degree of blame involved, and then leave it to the person concerned to come back and seek leave to act in the future.

The fact that the five-year period was a maximum must, on general principles, mean that the longer periods of disqualification were to be reserved for cases where the defaults and conduct of the person in question had been of a serious nature, for example, where defaults had been made for some dishonest purpose, or wilfully and deliberately; or where they had been many in number and had not been substantially alleviated by remedial action and convincing assurances that they would not recur in the future.

The present case was originally one of extensive faults, even if not wilful or deliberate. Mr Ansell's plea that he left the discharge of his responsibilities to the accountants might be an explanation, but could not be an excuse for those defaults.

Had the defaults not already been substantially alleviated by remedial action, a disqualification of considerable length would *have had to be imposed;* but his Lordship took account of what Mr Ansell had done to put things right, and of his very convincing assurances that defaults would not occur in the future. On the other hand, it would not be right, in view of the number and extent of the defaults, and the time that it had taken to remedy some of them, to impose no disqualification at all.

The case depended on its own facts, and in the circumstances Mr Ansell should be disqualified for one year.

For the Secretary of State: John Mummery (Treasury Solicitor). For Mr Ansell: Christopher Brougham (David Lee and Co.).

By Rachel Davies

Barrister

RACING

BY DOMINIC WIGAN

GAVIN Pritchard-Gordon, whose Newmarket team has made little impact this season, must be hoping that Bless the Match can improve matters at Lingfield today.

One of eight runners for the six-furlong Leisure Stakes — a listed race for three-year-olds and upwards carrying £12,000 added prize money — this course-and-distance winner is thought ready to show improved form from when she chased home Gabitat, Worlingworth, and Davenport Boy in Kempton's Victor Wild Handicap.

Still on the backward side in that event, she looked the easyway answer to this afternoon's event.

Of the Newmarket filly's rivals, Travel On and Admiral's Princess are the most promising. Admiral's Princess, a well-beaten fifth when second-favourite behind Cajun for Haydock's Gus Demmy Memorial Stakes, had previously touched off Celestial Dancer in Newmarket's Holsten Diet Handicap. The booking of Carson for Peter Walwyn's Travel On suggests that the Tachypous filly can leave her disappointing Duke of York Stakes showing behind.

A second possible winner for Walwyn's Seven Barrows stable, which used regularly to turn out one of the season's biggest total of winners, is Kwela in the Manor Maiden Fillies Stakes. There was much to like about the way this strongly made Dance In Time filly kept on against three sharper rivals — Bumpkin, Spindle Berry and Mysotis — when taking fourth place in Salisbury's five-furlong Rubbing House Stakes.

Sure to be ideally suited by the additional furlong of the Manor Maiden, Kwela, a half-sister to Candy Castle and Main top, will be hard to beat. She appeals as the day's best bet on the Surrey course.

Patrick Haslam's runners at Hamilton are, as usual, not to be ignored this evening. Two possible winners for him there are Mott the Hoople, among the runners for the Wylie Handicap, and Naishapur, who has the disappointing Mardi Gras to beat in the closing Saints and Sinners event.

LINGFIELD

2.30—Bless the Match*
3.30—Chads Gamble
4.30—Kwela***
5.00—Hot Mantle

HAMILTON

7.00—Shalaby
7.50—Mott the Hoople
8.20—Johnnie Hussar
9.20—Naishapur**



New electronic bird watcher scans North Sea air traffic.

Who would expect air traffic to be much of a problem anywhere near this lonely headland in the Shetland Islands, far to the north of Scotland?

The reason is simple. Oil.

The Shetlands, once better known for sweaters and sheep dogs, are just a hop by helicopter from North Sea oil fields. It's not surprising, then, to find a sophisticated radar system in use keeping busy whirlybird air traffic safely under control.



Inside the cocoon-like shelter shown in the photo (left) is the antenna of such a system, designed and built by Cossor Electronics Limited for the U. K. Civil Aviation Authority. At the airport nearby, controllers use Cossor displays to monitor approaching and departing air traffic.

This is just one of hundreds of similar radar systems that Cossor, a Raytheon company, has supplied for use at airports around the world—and just one part of Raytheon's widespread involvement in air traffic control.

Raytheon has recently completed a fully integrated air traffic control system for the Federal Republic of Germany. In the United States, we have long been a supplier of radars, automated displays, and computer systems for the enroute air traffic control network.

Raytheon...a $5.6 billion company in electronics, aviation, appliances, energy, construction, and publishing. For copies of our latest financial reports, please contact any of the offices or companies listed below, or write: Raytheon Europe, 52, Route des Acacias, 1227 Geneva, Switzerland, or worldwide headquarters, Raytheon Company, 141 Spring Street, Lexington, Massachusetts, U.S.A. 02173.

RAYTHEON

FOR INFORMATION ON COSSOR: Cossor Electronics Limited, The Pinnacles, Elizabeth Way, Harlow, Essex CM19 5BB, England. Tel. 0279/26862.

OTHER RAYTHEON COMPANIES IN EUROPE: *Electronics:* Data Logic Limited, London, England • Raytheon-Copenhagen, Denmark • Raytheon Halbleiter G.m.b.H., Munich, West Germany • Raytheon International Data Systems, Amsterdam, Netherlands; Frankfurt, West Germany • Raytheon Marine Limited, London, England • TAG Halbleiter G.m.b.H., Boeblingen, West Germany • TAG Semiconductors Limited, Zurich, Switzerland • *Wire and Cable:* Electrical Installations Limited, London, England • Le Fil Dynamo, S.A., Meyzieu, France • Greengate Cables Limited, Manchester, England • Klasing G.m.b.H. & Co., Ingolstadt, West Germany • Lacroix & Kress G.m.b.H. & Co., Bramsche, West Germany • Sterling Cable Company Limited, Aldermaston, Berkshire, England.

RAYTHEON OVERSEAS LIMITED, EUROPEAN OFFICES: Bonn, Brussels, London, Madrid, Paris.

THE MANAGEMENT PAGE: Small Business

EDITED BY CHRISTOPHER LORENZ

ICFC risks more to stay the course

Tim Dickson explains the shifts in the finance group's strategy

LIKE ALL healthy institutions which plan to survive, the Industrial and Commercial Finance Corporation has had to re-examine its role in the light of changing circumstances.

Founded in 1945, ICFC has grown consistently in stature over the last 37 years and has established itself as probably the leading UK provider of specialist long-term finance for the smaller business. Over this period it has carved out an enviable niche in a hitherto neglected market.

Today, however, its managers would have to admit that things are not necessarily going all their way.

Political enthusiasm for the small firms sector has been accompanied by a big explosion in the number of other sources of small company finance. Clearing banks, merchant banks, investment trusts and specialist funds have all plunged into the long-term risk capital market to such an extent that Lord Caldecote, ICFC's chairman, said in his annual statement last year that there is now too much money chasing too few situations.

This "equity glut" provides a potentially serious challenge to a financial group whose customer base, unlike other major financial institutions, is exclusively the small- to medium-sized business.

Herein, however, lies one of its major strengths. For over the last four decades ICFC has built up what it would claim is an unrivalled expertise in assessing risk and devising financial packages for the small firm.

ICFC is 85 per cent owned by the English and Scottish clearing banks which, at the end of the Second World War, reluctantly responded to Government pressure for a new institution to help finance smaller firms. (The other 15 per cent of ICFC is held by the Bank of England.)

Its early existence was precarious enough with the banks (notably the Westminster Bank) keen to limit the scope of their new offspring. Today, however, while the relationship with shareholders is still not always easy, ICFC's success at achieving its initial objectives can hardly be challenged. Its portfolio of around £450m in roughly 3,700 smaller businesses continues to grow apace.

ICFC arranges deals of as little as £5,000 (though these are admittedly rare) up to a maximum of roughly £2m. Long term loans (up to 20 years) plus equity finance are its traditional weapons, but Sue Palmer, business development manager based at the group's Waterloo Road, London headquarters, stresses that ICFC's hallmark is a package tailored to suit individual requirements.

"We go into a meeting with a prospective client with an open mind, not with a little bag of 'products'," she says. "What we are making is a commercial assessment, not a credit assessment. We are saying to ourselves 'Will this business survive?', 'Is there really any upside potential?', 'Is the management really committed?'. From this approach comes our ability to adapt schemes to suit particular circumstances."

Technology

Much of the skill, of course, depends on the quality of the ICFC teams which are scattered round the country in its 22 area offices (including London).

Very roughly ICFC's managers are one-third accountants, one-third business graduates (most of whom have done a spell in industry) and one-third graduates who have joined straight from university. There are no former bank managers on the staff.

In spite of this mix, which is consciously reflected in area offices, ICFC is sometimes accused of not always having the proper technical skills to understand, say, high technology businesses. Palmer counters this by pointing out that the group has a full-time management advisory service based at Solihull. Staff there include technical experts who can be called in by any ICFC manager to check out market and product information.

Robert Smith, ICFC's assistant general manager, adds, "In any case, we don't want to know that the total world market is 500m widgets when the guy we are being invited to back is going to sell only 50,000. What we want to know is how he is going to sell those 50,000."

While ICFC undoubtedly has misgivings about some of the City institutions which are throwing money at the small business sector, the extra competition does not appear to have dampened down demand for its own services.

In the year to the end of March 1982, for example, ICFC is understood to have beaten (though only just) the 1,114 deals completed during the 12 months to March 1981. The book value of these new investments, moreover, comfortably topped £100m in 1981/82 (£97m in 1980/81).

It is clear, however, that ICFC is having both to be more aggressive in its marketing—advertising on TV, for example, was a new departure last year—and to adapt more and more quickly to changing conditions.

The increasing emphasis on start ups and mangament buy-outs has continued. In the 12 months to March 1981 some 400 new businesses (those up to three years old) were financed but in 1981/82 this figure was probably abuot 10 per cent higher. Well over 100 management buy-outs were supported in the most recent period—comfortably more than by any other single institution — compared with 69 in 1980/81.

Smith comments: "The rate of change at the moment is faster than ever. We have adapted in the last few years by taking more risks and becoming more flexible in the type of deals we are prepared to finance. We know that we are taking more risk than we did five years go."

In spite of increasing its business, ICFC insists that it is not "pumping out money for its own sake."

"We have around 2,000 equity stakes, of which around 150 are currently in receivership or liquidation," says Palmer. "Last year this figure was about 110. A lot of our effort has been going into helping companies ride out the recession and monitoring the existing portfolio. Managers are not just rewarded for acquiring new business."

Robert Smith and Sue Palmer: stressing ICFC's greater flexibility, but denying that it is "pumping out money for its own sake"

"What worries us are some of our competitors who are uninformed. We have seen companies financed with structures which we think are wholly inappropriate and a lot of them are going to fail. We know from our own statistics, for example, that one in three of the new businesses we back do not succeed."

The extent of ICFC's "after care" service is an issue currently exercising its corporate mind. "The larger, more profitable and well managed company may only require us to go to its annual meeting but at the other end of the scale, where there may be limited managerial experience, our people may need to spend as much as half a day a month," says Palmer. "On these occasions we would be asking for financial information which they might not normally think about and we would be acting as a sounding board for any problems."

Alternatively ICFC might appoint a nominee non-executive director — an outsider rather than an ICFC employee. "We are recognising more and more that those involved with start-ups have experience of their product but there are many other sides to running a business and that is where they may need help." This is a delicate area for ICFC, though, for many entrepreneurs fight shy of what they see sometimes as "interference." ICFC, moreover, has traditionally emphasised its "hands off" approach.

In common with other providers of equity finance, ICFC is frequently the target of criticism that its funds are expensive. Like other private sector institutions it is in business to make a profit but unlike, say, the clearing banks, it does not benefit from the "endowment" effect of big current account balances.

All loan funds have to be raised on the open market and are matched against the term of a customer's borrowing. This is why ICFC charges a penalty for early repayment.

ICFC is also felt to drive a hard bargain when it takes an equity stake — these are financed entirely from its own reserves. The point was illustrated in a recently filmed case study of an ICFC-backed company where the interviewer asks the entrepreneur "When did you first feel that the business really belonged to you?" He immediately replies: "ICFC owns the company." This was a tongue-in-cheek and inaccurate response — ICFC only holds a 20 per cent stake in this case and never accepts a majority shareholding — but one which nevertheless represents a not untypical reaction.

The ambivalence of the entrepreneur towards giving away equity is one cross which it has to bear but where ICFC is unsecured and taking a risk it insists that it has to seek a commensurate reward. An institution which is looking for tough, resilient management, however, should not be upset if it encounters tough bargaining from the entrepreneur.

Amendments to Finance Bill

SMALLER BUSINESSES have not yet been much affected by the Finance Bill's fairly sedate passage through Parliament—but there have been a couple of minor amendments so far which should bring some cheer.

One concerns the Business Start-up Scheme, first introduced in 1981, which allows individuals to claim tax relief at their top marginal rate of income tax on investments in a new company. The limit in 1981-82 was £10,000 per person but in his Budget speech the Chancellor announced that this would be raised to £20,000, both this year and for 1983-84. Moreover, unused relief last year could be carried forward.

This increase in the scope of the scheme satisfied some lobbyists—but there has been much criticism of the rule that investors are not entitled to claim relief until 12 months after the qualifying company has begun to trade. This clearly was seen as a discouragement to investors in a business with, say, a long development programme.

Now, however, the Government has reacted to pressure and has inserted its own amendment to Clause 45 of the Bill with the purpose of reducing the "waiting" period to four months.

The other change concerns Value Added Tax and Clause 12. This caused anxiety for some people because it implied that if at the end of a 12-month period a business's taxable supplies fell below one half the registration limit (£17,000 as increased in the Bill) the Commissioners of Customs and Excise could compulsorily order deregistration.

Thanks to a Government amendment which will be made at the Report stage, the effect of this clause will be withdrawn. It means that a business whose turnover is below the registration limit can continue to be registered and reclaim VAT on its "inputs" (eg materials).

So far the Bill is still passing through the committee stage with discussion due to resume today at Clause 47. This means that issues such as the purchase by a company of its own shares and the indexation of capital gains tax have not yet been considered. The capital gains tax proposals—although widely welcomed in principle—have generated more heat than most. In particular, lobbyists would like to see relief for inflationary gains granted retrospectively, relief against losses and the abolition of the rule which prohibits indexed relief for the first 12 months after purchase.

In brief

APPLICATIONS continued to flood in last month for the extra £10m allocated by the Government to the Small Engineering Firms Investment Scheme on top of the original £20m. About 1,000 companies had sought assistance before the announcement of the extra allocation and several hundred more are understood to have applied subsequently. The scheme provides for a 33⅓ per cent grant for small firms towards investment in computer numerically controlled machine tools. The scheme has now closed.

Still available, on the other hand, is the Products and Processes Development Scheme (PPDS), which comprises a number of separate schemes administered by the Department of Industry aimed at particular sectors. These primarily support research and development and product development work and are open to firms of all sizes. The grant available was recently increased from 25 per cent to 33⅓ per cent of a qualifying project. Further information on the criteria applied can be obtained from any Department of Industry Regional Office or Small Firms Advice Centre.

●

THE Intermediate Technology Development Group has turned its spotlight on the printing industry in the second of a series of reports on changes in seven different industries.

The report, Making an Impression*, examines small scale printing equipment, work patterns, industry organisation, the efficiency of small operations and the impact of new technologies. About 95 per cent of printing firms in the UK are small and they account for about half of printing sales and almost half the employment in the sector.

The first ITDG report was on brewing; subsequent reports will investigate car repairs, brick-making, wool textiles, plastics recycling and dairy processing.

** Available from ITDG, 9 King Street, London WC2E 8HN, price £2 each or £12 for a complete set. Telephone 01-836 9434.*

●

SMALL businesses often complain about the law on unfair dismissal, arguing that it can be a major disincentive to taking on new employees.

A booklet* just published by the Department of Employment both sets the relevant rules in perspective and provides a useful guide for firms without trained or experienced staff to deal with them.

The booklet says that less than a tenth of all dismissals in a year result in unfair dismissal claims; two thirds of these are settled without a hearing—about half are withdrawn, the rest settled by voluntary agreed compensation; in only 25 per cent of the cases was dismissal found to be unfair; and the amount of compensation awarded by tribunals was less than £400 in more than one third of the "unfair cases" and less than £750 in more than half of them.

**The Law on Unfair Dismissal—Guidance For Small Firms. By Joan Henderson. Available free from Employment offices, Job Centres, Unemployment Benefit Offices, and Department of Industry Small Firms Centres.*

●

"A SMALL business is a business that is managed by not more than three managers, or whose workforce does not exceed 100 persons."

These words are not written lightly for they appear on page 433 of a new book by Dr Leah Hertz called "In Search of a Small Business Definition."

Dr Hertz has not failed to do her homework, as the subtitle — "An exploration of the Small-Business Definitions of the U.S., the UK, Israel and the People's Republic of China" — would suggest. There are also references to the Federal Republic of Germany.

Copies of the book, published by the University Press of America (454 pages, soft cover), are obtainable in London from Dillons, Foyles, Sweet & Maxwell, The Alternative Bookshop and Wildy & Sons and in Manchester from Haigh & Hockland. Price £12.50.

Tim Dickson

A management buy-out?

Seeking long-term capital for expansion?

If yours is a profitable operation and you need long-term capital to fund a buy-out from your parent company – or for any other reason – Gresham Trust could provide the necessary finance.

Naturally you'll want the finance packaged in the way that best suits your needs. But how can you be sure you've got it if you haven't found out what Gresham can offer?

Gresham Trust p.l.c., Barrington House, Gresham Street, London EC2V 7HE. Tel: 01-606 6474.

Gresham Trust

The competitive alternative for long-term capital

HOTEL INVESTMENT in a South Devon prominent resort

Superb Seafront Position
3 Star Rating
Profit record prior to 1979 excellent, since which time major improvements carried out resulting in tax losses during the past 3 years.
Potential enormous, needs to be exploited by good management
PRICE £425,000
Fullest details provided
Write Box F3256, Financial Times 10 Cannon Street, EC4P 4BY

FINANCE EXECUTIVE

F.C.M.A. with extensive experience in senior finance role in successful major U.K. Group available for assignments (U.K. or overseas) or to act as financial consultant.

M. J. ROBINS 0793 723247

Ideas Finance Skills Capacity Markets

Simply Childs play?

The Irex concept like the jigsaw is simple, all the pieces are needed for a business to be successful. If you are looking for one or more pieces we can help you find them.

Highly sophisticated software has been designed to introduce business opportunities to those seeking them. The Irex Computer searches through its extensive database until it effects suitable introductions. For instance, we have £8,500,000 on our computer looking for the right investment.

This business introduction service is the most economical way of locating any of the vital missing elements which lead to efficiency and profits. Whatever your business requires or can provide, you'll make profitable new contacts through Irex.

For details of the full range of services, telephone Miss A. Barnes on 01-633 0424 or write to her at:

irex Ideas and Resource Exchange Ltd. Snow House, Southwark Street, London SE1 6JF.

INSUBLIND

Window Insulation Systems

It's not surprising that Insublind has caught on so quickly. It costs only a quarter as much as secondary double glazing, yet it's just as effective. So it's opened up a new market. A market that is now available to you, and the profit from fitting is high. Insublind meets the DOE recommendations and the National Building Regulations. It performs so well in fire tests that you can sell it to offices as well as homes. A quick return on a low capital outlay. £5,000 secures your Distributionship area. As a Distributor of Insublind, you would have an area guaranteed free from competitors (there will be only 29 Distributors covering the U.K.).
Each year that fuel costs rise, so does the market for insulation. Until now, double glazing has entailed a heavy investment, both for the fitter and the customer. Insublind brings down the cost to both, making it easier to sell. We provide you with a well-engineered, fully proven product, yet at a price competitors can't touch.

INTERESTED? WRITE TODAY AND WE'LL DISCUSS DETAILS AND AREAS WITHOUT OBLIGATION.

ROLLERGLAZE LTD.
32, Town Hill, Wrexham, Clwyd LL13 8NB

ACQUISITION OF FOOD MANUFACTURER

Major European company proposing to acquire UK Branded Foods Manufacturer seeks experienced help, on a fee/expenses basis, to find, assess and open negotiations with appropriate candidate companies.

Write in strict confidence Box F.3254
Financial Times, 10 Cannon Street, EC4P 4BY

MANAGING DIRECTOR WANTED
FOR COMPANY OPERATING EXCLUSIVE AND EXPANDING RETAIL SHOP IN WEST END

Must have good experience in the retail trade and be used to dealing with exclusive merchandise.
Salary as Managing Director negotiable and Equity participation available.
Whilst no age limit has been set, in view of the experience required, it is envisaged that the applicant will not be less than 35 years old.
Please reply in the strictest of confidence with your Curriculum Vitae to the company's auditors.
Write Box F3253, Financial Times
10 Cannon Street, London EC4P 4BY

FINANCE FOR GROWTH

Factoring provides finance; beyond conventional borrowing limits, without surrendering equity or management independence.

Alex. Lawrie Factors Limited

For details contact: London (01) 626 0484
Bristol (0272) 291388 Coventry (0203) 56653 Manchester (061) 834 7415
Newcastle (0632) 325879 Edinburgh (031) 226 4599 Banbury (0295) 56041

* Short/medium term loans and overdrafts
* Commercial Mortgages
* Business Expansion Loans
* Business Acquisition Loans

Up to £250,000

ARMCO Corinthian Securities Limited

Full details from: Corinthian Securities, 20 Welbeck Street, London W1M 7PG. Tel: 01-486 2234.

Just published EIU Special Report No. 115

Management buy-outs

This report, the first to deal with this phenomenon of the 1980s in detail, explains how UK employees can buy their companies. It covers initial negotiations, the need for professional advisers, the financial aspects and the legal, tax employee and other considerations in the light of the 1981 Companies Act.

Price £30. Payment with order please to The Economist Intelligence Unit Limited, Subscription Department (FT), 27 St. James's Place, London SW1A 1NT. Telephone: 01-493 6711.

Commercial Woodlands
Threekingham Woods Spanby, Lincolnshire

101 acres of easily managed plantations for sale, as a whole or in two Lots.
For Particulars: The Forestry Commission, Block D, Brooklands Avenue, Cambridge CB2 2DY, or telephone Cambridge (02233) 58911 Extension 2969.

Forestry Commission

FINANCE FOR THE DEVELOPING COMPANY

Obtain details of our FACTORING AND INVOICE DISCOUNTING SERVICE

ARBUTHNOT FACTORS LTD
Breeds Place, Hastings, TN34 3DG

Contact: S. E. Finch Tel: 0424 430824
or Telephone:
London 01-638 1301 Leeds 0632 444578
Birmingham 021-454 7962 Manchester 061-236 9777
Newcastle 0632 614545 Nottingham 0602 598821
Bristol 0272 279555

BUSINESS OPPORTUNITIES

Established businesses located west of the Mississippi for sale by owners. Many owner financed.
Trucking Firms $340,000-$1,900,000
Motorcycle Dealerships $40,000-$325,000
Auto Body & Repair Shops $35,000-$500,000
Automotive Dealers, New & Used $49,500-$325,000
Oil & Gas Jobbers $96,000-$2,400,000
Service Stations & Truck Shops $17,500-$420,000
AFFILIATED BUSINESS CONSULTANTS
BOX 6339, DEPT A
CO. SPGS., CO. 80934
No fee to buyer involved

This recession-hit but proudly solvent Company makes
REGENCY STYLE BOARDROOM FURNITURE, ETC.
Desks from £154 to over £1,880.
Our strong survival instinct is reflected in our Quality and Service whether you order our well-made Standard, or Custom-made solid Mahogany furniture.
Illustrated Catalogue and Price List from
ELVA FURNITURE CO. LTD.
43/5 Porchester Road, London W2.
(01-229 9911)

PRIVATE PROPERTY DEVELOPMENT COMPANY FOR SALE

Most profitable property development company seeks sale of shareholding. Annual trading profit in excess of £500,000.00 per annum. Next two years work load assured. Substantial commercial with minor industrial interests. Capitalisation evenly divided between liquid and fixed assets. Some rental income which could rapidly improve. Enquiries from bona fide principals only in writing to.
Mr David Samson
MILNE BOOTH & CO.
6 Park Square, Leeds LS1 2LX

INVEST IN AUSTRALIA

Industry Development Board of fast growing north coast region of New South Wales is interested in contacting industrial organisations considering investment in Australia. Mr John Smith, the board's representative, will be available for interview in London June 10th, 11th next.

For appointment, please contact:
THE AGENT GENERAL FOR NSW
The Strand, London WC2N 5LZ - Tel: 01-839 6651

SOLAR CONTROL WINDOW FILM
SAFETY FILM

We are offering excellent quality at lowest possible prices in all available colours and sizes. Specialised also in auto-films and supply of pre-cutted sets for a wide variety of cars.
For more information contact:
GESFA IMPORT-EXPORT
Kamp 12, d-2359 Stuvenborn.
Tel. 04194/1303. Telex 2180247

MANUFACTURERS

If you are interested in exporting then contact us. Our executives visit many of the major markets within Africa and the Middle East and would like the opportunity of discussing with you the possibility of representing you there.
TEL: 01-840 3530 - TELEX: 291303

PUBLISHERS

Publishing company is interested in acquiring a specialist Publishing Company and/or specialist Books and Journals
Please reply to the Chairman Box F3248, Financial Times 10 Cannon Street, EC4P 4BY

PROPERTY MANAGEMENT

Old established and highly reputable firm of property managers and consultant surveyors in South West London with young enthusiastic professional team and low overheads wishes to expand and improve its existing property management portfolio. Would be interested in acquiring existing practices or portfolios or meeting property owners who require economic, highly efficient property management services at low cost. Write Box F3255, Financial Times, 10 Cannon Street, London EC4P 4BY.

NEW PRODUCTS INTERNATIONAL

A new monthly publication to keep you abreast with the very latest new product developments worldwide. For details of a FREE TRIAL offer, write today:
New Products International,
Dept FT7
15 Salvage Lane, London NW7 3SS

WHY LEASE YOUR NEXT CAR?

You can buy on our Purchase Plan
* 10% initial rental
* 48 months repayment
* No VAT on rentals
* Ultimate ownership
FERRYWISE FINANCING & LEASING
Tel: Esher (0372) 62467/68780

PUBLISHING COMPANY
ACTIVE DIRECTOR REQUIRED

A successful publisher, recently retired from a previous publishing venture which he established and controlled and which now has pre-tax earnings of just over £1 million, wishes to join with another person to expand his new publishing venture, which although only set up over one year, has already made substantial progress towards establishing itself as a prestigious and successful publication. The publisher's existing investment is in the region of £500,000 and he offers equity participation to another suitable person for a level of investment up to this amount.

Please reply to Box G609
Financial Times, 10 Cannon Street, London EC4P 4BY

FOR SALE LEASE PORTFOLIOS

Portfolios of 1st class leases together with unused capital allowances are for sale at prices of £100,000-£2,500,000.

Purchaser probably seeking a hedge against tax can if required benefit from the continuation of the vendor's computerised management facility to guarantee the full collection of the outstanding rental income.

Please write in confidence to Box F3258, Financial Times 10, Cannon Street, London, EC4P 4BY

NEW BUSINESS OPPORTUNITY

Two businessmen have developed and perfected a new, low cost, quick and easy to apply, hair perming system.
It revolutionises salon perming and, in particular opens up an enormous new DIY perming market. All the tooling has been produced, and the solutions and product are already in stock.
Due to heavy commitments in our electronics company we have reluctantly concluded that we do not have the necessary time to manage such an important venture.
We would like to retain an interest, but are seeking a company, or individual, with the ability to exploit this unique product. We estimate that a working capital of approaching £100,000 is required.

Reply in writing to:
John Reid, Glanville Reid Industries Ltd
Swains Industries Estate, Rochford, Essex

FIXED INTEREST MORTGAGE AT 13½%

★ Commercial and Industrial properties
★ For investment and owner occupation
★ Up to 75 per cent of valuation
★ 15 year term
★ No redemption penalty

Contact S. A. Parnes

DRUCE EST 1822 — Druce House, 21 Manchester Square, London W1A 2DD, Tel 01-486 1252

PROPERTY FINANCE

Choulartons offer companies engaged in house building, property development and property dealing, a fast and competitive approach to development and bridging finance.

C. P. CHOULARTON SONS & PARTNERS LIMITED,
30 Ashley Road, Altrincham, Cheshire WA14 2DW.
Licensed Deposit-taking Institution.

TURN YOUR SURPLUS STOCKS INTO CASH

D. Rubin Ltd. a large organisation dealing in all types of domestic consumer products, i.e. Hardware, Toys, Cosmetics, Textiles, Electrical goods, etc; etc, offers immediate cash for quantities of surplus stocks of this nature.
For a quick decision contact:
Denis Rubin or Clive Rubin
D. Rubin Ltd. 39 Macdonald Street
Birmingham B5 6TN
Telephone: 021-622 2222

COMPUTER SERVICES COMPANY

Established eight years with prime clients requires additional substantial capital to make best use of market potential for software products. Significant equity would be offered. Projected turnover for the coming year £1m.

Please write in full confidence to Box F3247, Financial Times 10 Cannon Street, EC4P 4BY

FINANCE REQUIRED

£350,000 very short term, very high interest and mutual confidentiality observed

Phone 051-632 4340

SUBSTANTIAL SUM REQUIRED

For two highly profitable London top quality restaurants, both beautifully equipped freehold properties in excellent order, both in same vicinity.
Serious enquiries to Box F3252 Financial Times 10 Cannon Street, EC4P 4BY

WELL KNOWN EXHIBITION CONTRACTORS

Specialising in furnishing and decor of Exhibitions with considerable scope for expansion of activities, offer an opportunity to a larger group with similar interests and funding to participate in forward projects. Reply in first instance to:
Box F3261, Financial Times 10 Cannon Street, EC4P 4BY

LEISURE ENTERTAINMENT COMPANY

seeks up to £50,000 extra capital
Projects well advanced
Write Box F3250, Financial Times 10 Cannon Street, EC4P 4BY

STARTING YOUR OWN BUSINESS?

Employed full time? Lack time or experience to develop your idea? Require research, general business advice or assistance to obtain financing? We provide a professional, comprehensive and very personal service to assist you.
Floyd E. Evanson, The Colonial Mercantile Co. Ltd., 14 Broadway
London SW1H 0BH - Tel: 01-222 5483

EDENBRIDGE KENT

NEW FACTORIES AND WAREHOUSES
3,952 sq ft
AVAILABLE NOW
Apply:
Oxted 2375 - 01-248 6047

CONSUMER CREDIT

Advertiser is interested in acquiring all forms of outstanding consumer debt from second mortgages to small unsecured loans. Companies or book debts acquired.
Write Box F3260, Financial Times 10 Cannon Street, EC4P 4BY

MAJOR FOREIGN GROUP

Wishes to dispose of its UK subsidiary engaged in the manufacture and distribution of safety products. Turnover approx. £2m with good record of profits.
Write Box F3249, Financial Times 10 Cannon Street, EC4P 4BY

PLANT AND MACHINERY

On the instructions of:
GKN (re-BKL Alloys Ltd) (Guest Keen & Nettlefolds Plc)

FOR SALE BY TENDER

ALUMINIUM SMELTING AND PROCESSING PLANT

Including:
Aluminum Scrap Shredder, Swarf Pulveriser and Drying Plant; Dross Processing Plant; Twin oil-fired Rotary Furnaces; Sloping Hearth Furnace; "GWB" Electric Melting Furnace; Holding Furnaces, gas and oil-fired; Crucible Furnaces, gas-fired; Ingot Casting Conveyor Machines; Molten Metal Ladles; Hydraulic Cradles; Molten Metal Pumps; Magnetic Separation and Screening Plant; Oil Pressurising Plant; Chlorine Bulk Storage Plant; Fume Filtration Plant; E.O.T. Cranes; Transformers; Electrical Switchgear; Portal Frame Building Extension.

Tenders due on: 19th July 1982.

Tender Forms from:

HENRY BUTCHER
LEOPOLD FARMER
8/83 Colmore Row, Birmingham B3 2AP Tel: 021-236 5736 Telex: 335808
Also at London Tel: 01-405 8411 Telex: 887377
Leeds Tel: 0532 457858 Telex: 557173
Liverpool Tel: 051-236 6567
Bristol Tel: 0272 277402 Telex: 44822

Companies with years ending June - December '82 need mourn no longer.

R.I.P.

Here lies the body of our dear friend

STOCK RELIEF

who passed away 14th November 1980

What shall we do without him?

For details of several **attractive solutions** just WRITE your name on a company letterheading and post to me TODAY.

Managing Director, Dept.FRM,
Ackrill, Carr & Partners Ltd.,
Tricorn House, Hagley Road,
Birmingham B16 8TP

(We regret no telephone enquiries can be accepted)

COMPANIES ACQUIRED FOR CASH WHERE

★ Substantial profits are about to arise or have just arisen from the disposal of an investment or development
★ Properties have a low base cost

Contact S. A. Parnes

DRUCE EST 1822 — Druce House, 21 Manchester Square, London W1A 2DD, Tel 01-486 1252

FINANCE

At long last your Letter of Credit, or firm order arrives and you find your bank wont help.
Try us — we are not cheap but we will help you to make money and we consider business anywhere in the world.

Telephone:
P I INTERNATIONAL
01-228 3913 or Telex 917525

LARGE OFFICE FURNITURE CLEARANCE

MAJOR COMPANY IN VICTORIA
DESKS, CHAIRS, CUPBOARDS, etc.
MUST BE CLEARED THIS WEEK
Telephone: 01-549 9339

YOUR OFFICE IN LONDON

Superb Mayfair location. Personalised telephone, telex and mail service £28.50 per month or to include occasional use of offices £57 per month. All secretarial/commercial services available.
Address never advertised
For details telephone Lloyd Adams 01-499 0321
or write Box F2629, Financial Times 10 Cannon Street, EC4P 4BY

SUB-CONTRACT TO EASTERN EUROPE

If due to high labour cost, the manufacture of your product, or a component part of it, is becoming too expensive for you to remain competitive without massive capital investment, contact us. We are organising an Agency whose sole function will be to sub-contract out those items which can no longer be made competitively in this country, to Eastern Europe, where there is cheap, skilled and a highly educated labour force in the relevant industries available.
Write Box F3245, Financial Times 10 Cannon Street, London, EC4P 4BY

CONTROL YOUR OWN COMPANY PENSION SCHEME

Professional advice, Formation and Management of private pension schemes
BARLOW, CLOWES AND PARTNERS
65 Warnford Court
Throgmorton Street, London, EC2
Tel: 01-638 0063

INVESTMENT OPPORTUNITY AVAILABLE

in Office and Catering Services Company with successful track record now entering national expansion phase. Ideal vehicle for business start up relief investment.
Write Box F3261, Financial Times 10 Cannon Street, EC4P 4BY.

DEVELOPMENT CAPITAL

Companies requiring development capital of £50,000 upwards are invited to contact:
J. M. Haveloch-Jones of VENTURE CAPITAL
Suite 127, Grand Buildings
Trafalgar Square, London, WC2
01-223 4685 - 01-930 1670
24 hours 01-979 5593

REPUBLIC OF IRELAND

German company seeks Partner/Constructor/investor for unique leisure development. Cash and first phase infra-structure required. Excellent market (approx. 100 customers on books). Immediate work on site required. Lease or sale to suitable company required. *Contact:* Kevin Kirane & Co., Solicitors
Tel: Mohill 170

UNIQUE OPPORTUNITY

Due to customer default, several NEW DIESEL GENERATING SETS suitable for tropical operation are now available from stock and at very competitive prices.
Basic features: 2,100 kW to 2310 kW 1,800 rpm 50 Hz
For further information please contact: P. Rixhon or G. Baal, Cockerill Sambre S.A. B-4100 Seraing, Belgium. Tel. (32.41) 38.80.00, ext. 1331 or 1112. Telex 41225 ckisam b.

LIMITED COMPANIES

FORMED BY EXPERTS
FOR £97 INCLUSIVE
READY MADE £105
COMPANY SEARCHES
EXPRESS CO. REGISTRATIONS LTD.
Epworth House
25-35 City Road, London, EC1
01-628 5434/6, 7361, 9936

MID EAST MAILING LISTS

Up to date clean computer maintained
Details: Imex Ltd
Harman House, Andover Road
Winchester, Hants SO23 7BS

Wanted to Buy

INTERNATIONAL COURIER COMPANY
Phone Mr. Jackson 01-561 9288
PRINCIPALS ONLY

UK-U.S. BUSINESS available as vehicle for use or participation. Write Box F3257 Financial Times, 10 Cannon Street, London, EC4P 4BY.

£1 A WEEK FOR EC2 ADDRESS combined with phone messages and telex under £4 a week. Prestige offices near Stock Exchange. Message Minders International, 01-528 0898, Telex: 8811725.

VENTURE CAPITAL REPORT, 2, The Mall, Bristol. The link between investment funds and small businesses, investors and entrepreneurs Ring (0272) 737222.

INVESTOR/PARTNER required for 150-acre intensive Fruit Farm. 50% share basis. £100,000 to £200,000 required. High return. Herefordshire. Telephone: Dymock 281.

BREATHTAKING BARBICAN—New complete, Tower flats to rent unfurnished £4,500 to £24,000 p.a. Company applications welcome. Ring 01-628 4372 or 01-588 8110.

YOUR REGENT STREET OFFICES with a comprehensive range of services from a reliable business address & phone answering to luxury furnished offices, secretarial, fax, Xerox, etc. — Chesham Executive Centre. Tel: 01-439 6285.

COMMODITIES & INDEX. Daily advice based on profitable computer system. Details: Lambert & Co., Pwllheli LL53 6RR.

TVs, VIDEO-RECORDERS PAL S-G system, regular reliable supply required by importer. Send offers to: Marco Services Ltd., 15-17 Swan Street, Manchester M4 5JJ, UK. Tel: 061 832 8899. Telex: 666957 Marcom G.

BUSINESS ADVERTISING RATES

Per single column centimetre £29.00
per line £8.50
Premium positions available (minimum size 30 column cm) £35.00 per single column cm

For further details write to:
John Wisbey
Financial Times
10 Cannon Street, London EC4P 4BY
quoting reference JA6

All business advertisements are subject to our conditions of acceptance which are available on request.

Readers are recommended to take appropriate professional advice before entering into commitments

Business Aquisitions in North America

If you are considering a business acquisition in the United States or Canada, Goddard Franklin can assist by:

- Identifying suitable investment targets.
- Assessing their profitability and compatibility with clients' organizations.
- Determining a fair price.
- Negotiating a workable transaction.
- Structuring the deal to minimize taxation and maximize return on investment.
- Ongoing business management.

Principal Laurence Franklin will visit London, June 14 through 16. An appointment may be arranged through Mr. Reginald Franklin at 01-629-4167.

THE GODDARD FRANKLIN GROUP

New York 212/719-5197 Toronto 416/595-9640

Providing management and financial services to corporations and substantial individuals.

STOCKBROKERS 50% SHARE

We have decided to change our policy and offer the above terms to Associate Members. Our offices are attractive, our staff highly efficient, valuation service free.

We would like to hear from London based brokers, individuals, groups or even firms interested in these terms.

Please forward replies to: Box No.362, Streets Financial Limited, 18 Red Lion Court, Fleet Street, London EC4A 3HT.

Applicants should indicate any firms to whom they do not wish their replies to be forwarded.

SOLE AGENT REQUIRED IN GERMANY

by major European distributor of electronic wristwatches to spearhead the Company's launch on to the German market. The Company's reputation is already well established amongst major German watch buyers.

Applicants, with a suitable career history, who are well connected with major retail groups, importers and other users of substance, preferably centrally located in the Frankfurt region, should apply to:

Box F.3263, Financial Times
10, Cannon Street, London EC4P 4BY

SWITZERLAND

FOREIGNERS can buy apartments freehold on LAKE GENEVA, in Montreux near Lausanne, or all year round resorts: St Cergue near Geneva, Villars, Verbier, Les Diablerets, Leysin, etc. FINANCING 50-70% AT LOW INTEREST RATES. Also quality properties in France: Apartments in EVIAN on the lake, approximately 35 minutes from Geneva, and luxurious villas VERY NEAR THE BORDER OF GENEVA, built to your specifications. Advise area preferred. *Write to:*
Developer, c/o GLOBE PLAN SA, Mon-Repos 24, 1005 Lausanne, Switzerland
Tel: (21) 22.35.12 - Telex: 25185 metis ch

38 FT T.S.D.Y. OCEAN PILOT
Lloyds 100 A1
Mahogany on oak construction. 6/7 berth. Full sea going equipment. Radar, VHF/MW radio etc. Full inventory. Complete refit.
£32,000 ONO
Would consider part-exchange
TEL: (06285). 23344 evenings
TELEX: 849257

FOOD MANUFACTURERS

Worried about rising costs?
A NW company selling to food manufacturers and wholesalers offers the services of its eight salesmen, own delivery vehicles and distribution warehouses to any company wishing to develop their own operation.

Alternatively the company would be interested in acquiring a food manufacturer not necessarily in a similar field.

TEL: 051-709 3607 Mr Sheridan

WAREHOUSE in South-West London

Fully secured has storage space available. Part of company handling service and assembly of electrical and electronic equipment so staff acquainted with need for careful handling.
MR MARKS 01-737 3677

THERMOPLASTICS CAPACITY AVAILABLE

Design, toolmaking and injection moulding of components up to 2 kilos weight, together with assembly, packing and despatch available. *Contact:*
M.W. PLASTICS (LOUGHBOROUGH) LTD
Unit 8, Jubilee Drive, Loughborough
Leics - Tel: 0509 217530

SUBSCRIPTION/MAIL ORDER SPECIALISTS

We are a small Company offering a complete despatch service. Work is already being carried out for two internationally - known Companies. Why not let our experience work for you! You can reach us by telephone (0580) 200657 or write to Alan Denton, World Wide Subscription Service Ltd., Rosehill, Ticehurst, East Sussex, TN5 7AJ.

LICENSED DEPOSIT TAKER

Investor with relevant experience seeks interest in the above. For initial discussion please telephone:
(01) 584 1866

INVESTMENT AND INVOLVEMENT needed by Company with unique patent product. Huge world wide potential. Write Box F.3262, Financial Times, 10 Cannon Street, London, EC4P 4BY.

MANAGEMENT COURSES

Cranfield

Senior Managers Programme

Building on its well-established foundations, Cranfield School of Management's Senior Managers Programme has been updated to meet the needs of the rapidly changing business world which now confronts us.

The 5-week programme attracts senior managers from a wide range of organisations and they benefit from an exchange of views in a stimulating and challenging learning environment. The SMP particularly helps the manager who has been a functional specialist and has only superficial knowledge of other branches of management. It concentrates on policy issues at both corporate and functional levels. Through working together on real and comprehensive problems and familiarising themselves with the language and techniques in use, participants are helped to become more effective members of a management team.

Dates: November to 17 December 1982.
Cranfield School of Management—Tel. Bedford (0234) 751122.

To: Mr. Fergus Panton, Course Tutor, Cranfield School of Management, Cranfield, Bedford MK43 0AL.
Tel: (0234) 751122. Telex: 826559.
Please send me further information on the Senior Managers Programme.

Name _____
Job Title _____
Company _____
Address _____
_____ Tel. No. _____ Ref. No. CS125

Cash Voucher

This cash voucher entitles your company to an immediate
75% CASH AGAINST INVOICES
Subject to approval

Cash flow problems? Then cash this!

Need cash now? You've got it right there on your books! We will give you 75% cash against your invoices—money you can put to work today. You get the 25% balance, less our charges, when your customer pays. And the customer remains totally unaware of the arrangement. Post this voucher now with your name and address, or phone us.

Confidential Invoice Discounting Limited
Sovereign House, Queens Road, Brighton BN1 3WZ
Telephone: Brighton (0273) 21211 Telex: 87382

Food Production Capability

- Capacity exists immediately for the blending and packing of dry food products for bulk use or subsequent packaging.
- We are able to offer a highly competitive complete co-packing service with formulation development and quality assurance of the highest level.

Facilities also exist for national distribution if required.

Please contact advertiser to discuss opportunities.

Write Box F3215, Financial Times, 10 Cannon Street, EC4P 4BY.

NEW PROJECTS?

Can we help with your plans for expansion/rationalisation? Professional company with multidiscipline resources offers Engineering Design Services. 21 years experience on wide variety of industrial projects: Petrochemicals, Chemicals, Food, Dairy, Breweries, etc.

Contact: Peter Vickers, Pipco Projects Limited
26 High Street, Hounslow, Middlesex TW3 1NW.
Tel: 01-572 7363. Telex: 935413

DIRECTORS OF HIGHLY PROFITABLE MEN'S CLOTHING MANUFACTURERS/RETAILERS

Seek Company with substantial funds to capitalise their interests and are willing to remain under contract as required

Write to Principal, Box F3259, Financial Times
10 Cannon Street, London EC4P 4BY

GLOBEWIDE

is still in a position to arrange up to £5,000,000 for

1. Corporate Finance
2. Equity Finance
3. Term Loans
4. Foreign Currency Advances
5. Finance for Property Development and Investment
6. Residential Mortgages Minimum £50,000

Principals only should write to:
Globewide Finance Limited
77 Moscow Road, London W2 7EL or
Tel: 01-727 6474 - Telex: 8953620

OFFICE FURNITURE

40% OFF LIST PRICE
EX STOCK

In rosewood, walnut, light oak and other finishes
Executive and operational ranges
Complete office furniture brochures available on request
London 01-805 2566
Birmingham 021-784 8944

BUSINESSES WANTED

ADVERTISING AGENCY REQUIRED

Substantial Group of Companies with diversified interests is seeking to purchase for cash a small to medium sized Advertising Agency (recognised or unrecognised).

Please reply in strict confidence to:—
THE GROUP'S AUDITORS
FRIEND & COMPANY
Chartered Accountants
113 GLOUCESTER PLACE
LONDON W1H 4DD

WANTED HIRE PURCHASE OR LOAN COMPANY OR BLOCKS OF HIRE PURCHASE AGREEMENTS

to merge with existing business
Please contact:
J. M. Whitney, North Wales Trust Ltd
43 Calthorpe Road, Edgbaston, Birmingham B15 1TS

SMALL PUBLIC COMPANY

seeks to acquire profitable Company with good potential
For cash or shares
Write Box G8032
Financial Times
10 Cannon Street, EC4P 4BY

PROPERTY COMPANIES WANTED

AGENTS RETAINED
Full details in confidence to:
Box G.8031
Financial Times
10 Cannon Street
London EC4P 4BY

WANTED

We seek to acquire
CONTRACT HIRE COMPANIES
currently operating car and van fleets in excess of 100 units
Please write in the strictest confidence to:
The Managing Director
COWIE CONTRACT HIRE LTD
Hylton Road, Sunderland
Tel: 0783 44122

ACQUISITION WANTED

Well established private company situated in the North West seeks to acquire profitable business or businesses, preferably with established and stable management and also sited in North West.
Write in strictest confidence to Box G8013, Financial Times 10 Cannon Street, EC4P 4BY.

ENGINEERING

MANUFACTURERS OF DIAMOND IMPREGNATED CUTTING TOOLS
Home and Export Market
Principals only apply
Write Box G8000, Financial Times 10 Cannon Street, EC4P 4BY

REQUIRED

MACHINE TOOL COMPANY
with substantial tax losses, preferably in the Midlands area
Write with full details to:
Cooper-Parry, Watson, Sowter & Co
102 Friar Gate, Derby - Ref: RWL

MANUFACTURING BUSINESS WANTED

Central Southern England
Consideration about £0.5m
Write Box G8004
Financial Times
10 Cannon Street, EC4P 4BY

OLD COMPANY WANTED. 50 to 100-year-old, either private or public company. Cash purchase. Tel: Mr. Collett. 01-839 1066.

INVESTMENT COMPANY

seeking to purchase
TRAVEL AGENCY
with IATA Licence
Principals only apply
Write Box G8029
Financial Times
10 Cannon Street, EC4P 4BY

BUSINESSES FOR SALE

MYOTT MEAKIN LTD.

Opportunity to acquire well-known Pottery business established over 100 years.

Situated at Alexander Potteries, Stoke-on-Trent in freehold premises of some 190,000 square feet.

Turnover approx. £2.5m per annum including extensive export business.

Skilled work force of some 200 employees available.

Interested parties should contact the Joint Receivers Richard Stone, Roger Hatton, 43, Temple Row, Birmingham, B.14. Tel: 021 233 1100

Cork Gully

Secondary Aluminium Smelting

West Midlands

The business and business assets of J. FRANKEL (ALUMINIUM) LTD., are for sale. A well established business engaged in the activity of conversion of aluminium scrap into ingots from well situated modern freehold premises. The business operates from premises in Cannock, West Midlands. Turnover approximately £11.5 million.

Enquiries to the joint Receivers and Managers:- D.J. Corney and I.D.B. Bond,

Deloitte Haskins+Sells

Edmund House, 12/22 Newhall Street, Birmingham B3 3DX.

FOR SALE

Assets of long-established £½ million turnover precision and general engineers serving world markets, including freehold or leasehold of 17,000 sq.ft. premises in Bristol.
Principals only please contact:

Touche Ross & Co.

J. A. Heaford, Touche Ross & Co., Queen Anne House, 69-71 Queen Square, Bristol BS1 4JP. Tel: (0272) 211622 Telex: 44365

PRINTERS FOR SALE

Medium sized (£5.5m turnover) Printing Company for sale situated in southern England. The company which has an impressive profit record (last year 10.5% of sales) is well equipped with modern equipment. Enquiries are sought from principals only who have adequate resources available not only to purchase outright this sound investment but who can maintain financially a business of this size.

Applications in writing should be made to the Advertiser, Box G8023, Financial Times 10, Cannon Stret, London, EC4P 4BY

TIMBER GROUP

FOR SALE OR AMALGAMATION

Privately owned timber group with own sawmill and kilns on 10-acre freehold site. Group assets approx. £1.5m. Enquiries to Managing Director,

Box G8020, Financial Times
10, Cannon Street, London, EC4P 4BY

Husseys

ESTABLISHED 1777
CHARTERED SURVEYORS
Auctioneers Valuers & Estate Agents

EXETER

STRUCTURAL STEELWORK COMPANY
FOR SALE
Freehold, fully equipped 29,500 sq. ft. buildings on 1.57 acre site
£400,000 or offers
Ref.: 1/2079

TELEPHONE: 0392 50441
ALPHIN BROOK ROAD EXETER EX2 8TH

CHRISTIE&CO

RECEIVERSHIP SALE
SHOP FITTERS

EXHIBITION & DISPLAY STAND MANUFACTURERS

Established 1955 - Near Heathrow
Equipped Factory Premises
13,000 sq ft
Small Office Block 1,340 sq ft
Valuable Lease
OFFERS IN EXCESS OF £25,000
Apply: 32 Baker Street
London W1M 2BU - Tel: 01-486 4231

NEW COMPANY

Providing use of computer word processing. Photographic processing, sand blasting, pottery, etc. needs equity to expand concept. Probable start-up status.

For further details:
Phone 01-445 0033

ESTABLISHED MACHINERY IMPORTING COMPANY

FOR SALE

Substantial freehold asset
Possible tax losses available

Contact Box G8019, Financial Times 10 Cannon Street, EC4P 4BY

WELL ESTABLISHED IMPORT/EXPORT and Confirming House for sale due to retirement. Turnover c.£450,000. Write Box G.8024, Financial Times, 10 Cannon Street, London, EC4P 4BY.

NATURAL VITAMIN SUPPLEMENTS/Cosmetics marketing. Complete new business ready for launch. Offers over £15K. Wokingham 785896.

DOUBLE GLAZING

NORTHERN BASED
DOUBLE GLAZING COMPANY

Established over 10 years. Very high level of customer recommendation. 15 week order book. Current turnover £4m, profits £375,000. Substantial cash deposits. Owner interested in selling part or whole — price indication £1.25m.

EXECUTIVE FINANCIAL SERVICES
Danlee Buildings, Spring Gardens
Manchester M2 2BY

WINE BUSINESS

A company with various other interests is prepared to sell its fully equipped wine bar (2,000 sq ft) and wine & spirits cash and carry (2,000 sq ft). Situated Central London. Successful and profitable going concern. No liabilities to be taken over by purchaser. Substantial sum required. Please reply to:

Box G8027, Financial Times
10 Cannon Street, EC4P 4BY

ELECTRONIC HOBBY KIT MANUFACTURERS

National and International customers
Own product and Japanese franchises. Sales £200,000 pa
Write Box G8014, Financial Times 10 Cannon Street, EC4P 4BY

RETAIL GROUP FOR SALE

Attractive NW company with 13 shops plus warehouse, factory and offices. Retailing books, cards, fancy goods and confectionery for sale at nett asset value.

Write Box G8017, Financial Times 10 Cannon Street, EC4P 4BY

THE CHAIRMAN OF
SUCCESSFUL NORTHERN MANUFACTURING COMPANY

is retiring and wishes to offer for sale this private limited Company with full order book. Currently manufacturing various types of Seat Trim for the Automotive Industry and substantial Ministry of Defence contracts. Also 2.75 Acres Freehold Factory. Please contact the Managing Director Box G.7976, Financial Times, 10, Cannon Street, London EC4P 4BY.

COMPUTER SERVICES

A well established Computer Services Company, whose majority shareholder is a respected public group, is seeking to expand its operations by investing in businesses involved in the following areas:—

1. Bureau operations using Data General, ICL, Hewlett Packard, CTL equipment.
2. Computer contract staff.
3. Mini-computer turnkey systems.

Retention of existing management would be welcome

Interested parties are invited to send preliminary details to the Managing Director:

Box G8018, Financial Times
10 Cannon Street, London, EC4P 4BY

Strictest confidentiality will be observed

FOR SALE

THE BUSINESS OF SCREEN PRINTING, CONVERTING AND DESIGN

Screen-printers, creative designers and producers of point of sale display material, including film laminating, gumming, varnishing, latex coating, metal rimming, board lining and mounting.

LOCATED CHINGFORD, LONDON E4
Turnover approximately £1.1 million
MODERN PLANT AND EQUIPMENT

Further information:
A. R. Houghton,
TOUCHE ROSS & CO.,
P.O. Box 137, Hill House,
1 Little New Street, London EC4A 3TR.
Tel: 01-353 8011

Golf Course and Driving Range for sale

This attractive freehold par 3 golf course and flood-lit driving range is offered for sale as a going concern. The existing profitable facilities have potential for significant future growth via the development of a clubhouse and bar for which planning permission has been obtained.

Further details from N Handley-Jones on 01-638 2777.

Thomson McLintock Associates
70 Finsbury Pavement London EC2A 1SX TML

Meat Production & Boning Plant

Basildon, Essex

A new fully EEC approved leasehold plant, 5000 sq.ft. working area, with chilling, freezing and blast freezing facilities in a modern industrial estate.

Further details from I.D.B. Bond Esq., FCA

Deloitte Haskins+Sells

PO Box 207, 128 Queen Victoria Street, London EC4P 4JX.

FOR SALE AS GOING CONCERN

Manufacturers of factory built accommodation units based in North Midlands. Modest sized company with 24 employees. The company is based upon engineering activity in a modern leasehold premises and has an expanding order book.
Annual turnover approximately £734,000.

All enquiries to:
THORNTON BAKER
Eldon Lodge, Eldon Place, Bradford
West Yorks BD1 3AP
Tel: 0274 34341 Telex: 51611 TB BFD-G
Reference: AVF/P36406

FOR SALE

Well established Injection Moulding Company in Leicester area. Modern compact factory on low rental, turnover approx. £125,000 pa. Opportunity of expansion for energetic purchaser with management skills. Machinery £20,000 (dealer's valuation) excluding moulds. Raw materials and stocks valued at £15,000 approx. Business could be relocated.

PRICE FOR QUICK DISPOSAL £60,000 ono

For further details contact Box G8021
Financial Times, 10 Cannon Street, London EC4P 4BY

TRAVEL AGENTS FOR SALE

Branches in London and Provinces
IATA and ABTA licensed
£3 - £4 million turnover p.a.

Quick sale — serious purchasers apply with offer to *Box G.8002, Financial Times, 10, Cannon Street, EC4P 4BY*

FOR SALE

West Midlands

An old established builders merchants with freehold premises with room to expand or relocate to another freehold site with D.I.Y. potential and excellent office accommodation.

Write Box G8010, Financial Times 10 Cannon Street, EC4P 4BY

COMPUTER BUREAU

10 YEARS TRADING
Turnover £½m+ - Profitable
100% Equity available
Principals only please

Write Box G8025, Financial Times 10 Cannon Street, EC4P 4BY

BUSINESS FOR SALE IN EDINBURGH

with or without large premises in City Centre
BUILDERS AND MANUFACTURING JOINERS
plenty of scope for expansion

Write Box G8002, Financial Times 10 Cannon Street, EC4P 4BY

TRANSPORT BUSINESS, YORKSHIRE. T.O. £1m. Assets for Sale. Full details from owners. Agents: Partridge & Co., 24 Woodman Way, Beckenham, Kent. 01-650 3314.

FOR SALE

FORD RETAIL DEALERSHIP

EAST MIDLANDS

Long established dealership well-situated near industrial towns. Ideal for development of fleet business. Busy forecourt and workshop with MoT facilities. High profit potential. Freehold £80,000. Stock and assets at valuation. Goodwill negotiable.

Write Box G8011, Financial Times 10 Cannon Street, EC4P 4BY

FOR SALE

SMALL PUBLIC COMPANY

Extensive agreed capital tax losses. Cash assets. Controlling interest available

Write Box G8026
Financial Times
10 Cannon Street, EC4P 4BY

BUILDERS MERCHANTS

YORKSHIRE
T/O £3M

Further details from owners' agents
PARTRIDGE & CO.
24 Woodmere Way
Beckenham, Kent 01-650 3314

By Order of the Joint Receivers & Others
re: Alpine Sports Group

OPPORTUNITY TO ACQUIRE
Leading
SPORTS EQUIPMENT RETAILER

Established Trading Locations
London, Brighton, Manchester, Leeds, Edinburgh and Glasgow

Good sized units
1981/82 Turnover: £5M+

Offers considered for Business or individual locations

Full details from:

EDWARD SYMMONS & PARTNERS
56/62 Wilton Road, London SW1V 1DH
01-834 8454 Telex: 8954348

FOR SALE - AUSTRALIAN CONSTRUCTION COMPANY

A well established Construction Company engaged in commercial construction seeks enquiries from other persons with a genuine interest in purchase.

The company is located in Queensland, Australia and operates throughout that State. Current turnover will exceed A$5 million and forward contracts are held for A$6.5 million on Government and semi-Government projects. Profit before tax has averaged more than A$200,000. Principal is prepared to negotiate a service agreement. The Company operates in an environment experiencing excellent growth and expansion. Population in Queensland has risen steadily and increasingly since 1977, and this trend is expected to continue, providing good prospects in this industry. The suggested sale price is A$1 million, excluding freehold land and buildings situated in well located area. The land and buildings could be acquired subject to negotiation.

Written enquiries should be forwarded to: A. J. L. Durie, Binder Hamlyn, 8 St. Bride Street, London EC4A 4DA.

By direction of the Trustees

UNIQUE OPPORTUNITY TO ACQUIRE THE LONG LEASEHOLD INTEREST AND ASSETS OF THE

WESTOVER ICE RINK

ALSO THE FREEHOLD OF THE

PLAYHOUSE & GALAXY THEATRE/CINEMA

IN BOURNEMOUTH

Bernard Thorpe and Partners

Old Library House, 4 Dean Park Crescent, Bournemouth
Tel: (0202) 21821

WELL RUN SOUTH COAST COMPANY

FOR SALE

Products sold are of our own manufacture

THE COMPANY OFFERS:
1) Its own distribution throughout the United Kingdom
2) Full/strict management control
3) Expansion and growth with a full order book

INCLUDED ARE:
1) Freehold units
2) Other assets
3) Sizeable cash deposits at bank

TURNOVER:
Current year 1981/82 £680,000+ with good profits
Projected year 1982/83 £1.1 million with good profit margins
This is an ideal opportunity for a company wishing to diversify, or, for a company that has/requires a successful expanding portfolio

ASKING PRICE:
Offers on £875,000 (Eight Hundred and Seventy Five Thousand Pounds)

Principals only need apply (no time wasters please) to the Managing Director, Box G8022, Financial Times, 10 Cannon St, EC4P 4BY

The business and assets of a modern BLACK IRON FOUNDRY

Occupying a substantial freehold site capable of division, in the Manchester area and currently employing 115 direct and indirect staff. Weekly night-time melt capacity from 3 year old leased electric furnaces of approximately 230 tonnes.

Principals only reply in confidence for further details to:
Box FT/750, c/o St. James's House
4/7 Red Lion Court, Fleet Street, London EC4A 3EB

FOR SALE

LONG ESTABLISHED, HIGH QUALITY, INDEPENDENT CAR AND LIGHT COMMERCIAL CONTRACT HIRE AND LEASING COMPANY

Very competent management team available plus ample corporate funds to support growth and possible diversification into allied fields, ideal opportunity for large company wishing to diversify and/or cut costs on company cars, financial or investment institution, or similar trading company.

Please write for initial details to:
Box G8028, Financial Times, 10 Cannon Street, London EC4P 4BY

ELECTRICAL CONTRACTORS

Established Central London firm, with own freehold offices and stores, good order book, turnover approx. £800,000 pa. Ideal as subsidiary for building contractors or as complementary activity for mechanical engineers.

Principals only should write to Box G8016, Financial Times 10 Cannon Street, EC4P 4BY

PROFITABLE AIR-CONDITIONING CONTRACTING COMPANY

FOR SALE

Established 20 years, turnover £6/700,000 pa, with regular service and maintenance operation, from freehold premises in South London. Integrated takeover possible.

Only Principals considered

Write Box G8012, Financial Times 10 Cannon Street, EC4P 4BY

NORTHERN
FROZEN FOOD BUSINESS

RETAIL & MANUFACTURING

£1m plus turnover and consistent record of sales and profit growth. Genuine reasons for sale.

Write Box G8030, Financial Times 10 Cannon Street, EC4P 4BY

BUILDING COMPANY FOR SALE

TAX LOSSES AVAILABLE

Write Box G.7988
Financial Times
10 Cannon Street, EC4P 4BY

OLD ESTABLISHED
COMMERCIAL VEHICLE GARAGE AND HEAVY RECOVERY BUSINESS FOR SALE

7 bay workshop 6,300 sq ft, 8 years old, situated East Midlands on 2 acre site between A1 and M1 on major trunk road. Would also be suitable as haulage or coach concern. Offers around £250,000 plus SAV for property plant and goodwill.

For further details write
Box G8007, Financial Times
10 Cannon Street, EC4P 4BY

JEWELLERY DISTRIBUTORS

WITH £450,000 TAX LOSSES FOR SALE

No assets or liabilities other than tax losses

Write Box G7998, Financial Times 10 Cannon Street, EC4P 4BY

ABINGDON-on-THAMES

DETACHED STONE VICARAGE

Self-Catering Units
Plus very profitable outside catering business

Details from:
ADKIN
10 High Street, Abingdon, Oxon
Tel: (0235) 26080

COMPANY NOTICES

RAND MINES, LIMITED

(Incorporated in the Republic of South Africa)

A Member of the Barlow Rand Group

DIVIDEND DECLARATION:

BLYVOORUITZICHT GOLD MINING COMPANY, LIMITED

NOTICE IS HEREBY GIVEN that dividend No. 73 of 90 cents per share has been declared in South African currency, as a final dividend in respect of the year ending 30th June, 1982, payable to members registered in the books of the company at the close of business on 25th June, 1982.

The register of members will be closed from 26th June to 4th July, 1982, inclusive, and dividend warrants will be posted on or about 29th July, 1982.

The rate of exchange at which the dividend will be converted into United Kingdom currency for payment by the United Kingdom Registrars and Transfer Agents will be the telegraphic transfer rate of exchange between Johannesburg and London ruling on the first business day after 25th June, 1982 on which foreign currency dealings are transacted.

Where applicable, South African non-resident shareholders' tax of 15% will be deducted from the dividend.

The full conditions of payment of this dividend may be inspected at or obtained from the offices of the company in Johannesburg or in the United Kingdom.

DURBAN ROODEPOORT DEEP, LIMITED
EAST RAND PROPRIETARY MINES, LIMITED

The boards of directors of these companies have decided not to declare dividends for the half-year to 30th June, 1982.

By Order of the Boards
V. M. MURTON
Administrative Manager and Secretary

Registered Office
15th Floor,
63 Fox Street,
Johannesburg 2001.
(P.O. Box 62370, Marshalltown, 2107).

Offices for the United Kingdom
Charter Consolidated P.L.C.
40 Holborn Viaduct
London EC1P 1AJ

United Kingdom Registrars and Transfer Agents:
Charter Consolidated P.L.C.,
P.O. Box 102,
Charter House,
Park Street,
Ashford,
Kent TN24 8EQ.

7th June, 1982.

CONSOLIDATED COMPANY BULTFONTEIN MINE, LIMITED
GRIQUALAND WEST DIAMOND MINING COMPANY, DUTOITSPAN MINE, LIMITED

(Both Incorporated in the Republic of South Africa)

DECLARATION OF DIVIDENDS

NOTICE IS HEREBY GIVEN that the directors of the abovementioned companies have declared dividends for the half-year ending 30th June, 1982, payable to shareholders registered in the books of the respective companies on 25th June, 1982. The dividends have been declared in the currency of the Republic of South Africa.

Warrants will be posted from the Kimberley and the United Kingdom offices of the transfer secretaries on or about 29th July, 1982. Registered shareholders paid from the United Kingdom will receive the United Kingdom currency equivalent on 28th June, 1982 of the rand value of their dividends, (less appropriate taxes). Any such shareholders may, however, elect to be paid in South African currency, provided that the request is received at the offices of the companies' transfer secretaries in Kimberley or in the United Kingdom on or before 25th June, 1982.

The effective rate of non-resident shareholders' tax is 15 per cent.

The dividend is payable subject to conditions which can be inspected at the head and London Offices of the companies and also at the offices of the companies' transfer secretaries in Kimberley and the United Kingdom.

Company	South African Currency Per Share
Consolidated Company Bultfontein Mine, Limited	5 cents
Griqualand West Diamond Mining Company, Dutoitspan Mine, Limited	22 cents

By order of the Boards
For and on behalf of
ANGLO AMERICAN CORPORATION OF SOUTH AFRICA LIMITED
London Secretaries
J. C. GREENSMITH

London Office:
40 Holborn Viaduct
London EC1P 1AJ

Office of United Kingdom Transfer Secretaries:
Charter Consolidated P.L.C.
P.O. Box 102
Charter House, Park Street
Ashford, Kent TN24 8EQ

8th June, 1982.

AAC

AFRICAN AND EUROPEAN INVESTMENT COMPANY LIMITED

(Incorporated in the Republic of South Africa)

PREFERENCE DIVIDEND No. 68

Dividend No. 68 of three per cent for the six months ending June 30, 1982, has been declared payable on August 16, 1982 to holders of the six per cent cumulative preference stock registered in the books of the company at the close of business on June 30, 1982, and to persons presenting coupon No. 68 detached from stock warrants to bearer. A notice regarding payment of the dividend on coupon No. 68 detached from stock warrants to bearer will be published in the Press by the London secretaries of the company on or about June 18, 1982.

The preference stock transfer registers and registers of stockholders will be closed from July 1, 1982 to July 14, 1982, both days inclusive, and warrants will be posted from the Johannesburg and United Kingdom offices of the transfer secretaries on or about August 14, 1982. Registered preference stockholders paid from the United Kingdom will receive the United Kingdom currency equivalent on July 5, 1982 of the rand value of the dividend (less appropriate taxes). Any such preference stockholders may, however, elect to be paid in South African currency provided that the request is received at the offices of the company's transfer secretaries on or before June 30, 1982.

The effective rate of non-resident shareholders' tax is 15 per cent.

The dividend is payable subject to conditions which can be inspected at the head and London offices of the company and at the offices of the company's transfer secretaries, Consolidated Share Registrars Limited, 62 Marshall Street, Johannesburg 2001 and Charter Consolidated P.L.C., Charter House, Park Street, Ashford, Kent TN24 8EQ.

By order of the board
ANGLO AMERICAN CORPORATION OF SOUTH AFRICA LIMITED
Secretaries
per: W. G. NICOL
Divisional Secretary

Head Office:
44 Main Street
Johannesburg
2000

London Offices:
40 Holborn Viaduct
London EC1P 1AJ

June 8, 1982.

COMPAGNIE FRANCAISE DES PETROLES

Head Office:
5 rue Michel-Ange, 75016 Paris
R.C.S. PARIS B 542 051 180

S.A. CAPITAL STOCK OF 1 364 389 800 F

NOTICE OF SHAREHOLDERS' MEETING

NOTICE IS HEREBY GIVEN to the shareholders that they are to convene on Friday, June 25, 1982, at 10.30 a.m. for an Ordinary General Meeting to be held at Tour Olivier de Serres, 78 rue Olivier de Serres, 75015 Paris, to discuss the following points on the agenda:

1) Report of the Board of Directors on operations and accounts for the year 1981; Auditors' Report.
2) Approval of the said reports, Accounts and Balance Sheet.
3) Income allocation and determination of dividend.
4) Renewal of authorization given to the Board to issue bonds.
5) Approval of transactions covered by Article 104 of the Law Decree of July 24, 1966.
6) Setting of a redemption price for Class "A" shares until the next Annual General Meeting pursuant to Article 11 of the By-Laws.
7) Appointment of Directors.

It is not yet possible to publish the text of resolutions providing for the appointment of Directors on account of statutory approval formalities.

All shareholders who own one or more "A" or "B" shares are entitled to attend this meeting or be represented thereto by a proxy shareholder, or by their spouse.

However, in order to be able to attend this meeting or be represented therefor, the shareholders who own registered shares should be listed on the company registers five full calendar days before the meeting is to convene. The shareholders who own Bearer Shares should, within the same timespan, deposit their share certificates or certificates issued by the bank, the financial establishment or broker with whom the said shares are deposited, in one of the following establishments:
— Banque de Paris et des Pays-Bas, 3 rue d'Antin, 75002 Paris
— Credit du Nord, 6 and 8 Boulevard Haussmann, 75009 Paris

The Annual Report may be obtained, together with the proxy statements at the London Office of Banque de Paris et des Pays-Bas, 33 Throgmorton Street, London EC2N 2BA.

BOARD OF DIRECTORS

NOTICE TO HOLDERS OF EUROPEAN DEPOSITARY RECEIPTS (EDRs) IN NISSIN FOOD PRODUCTS CO. LTD.

The Ordinary General Meeting of shareholders of Nissin Food Products Co. Ltd. will be held on June 29, 1982.

AGENDA
1. Approval of Financial Statements and appropriation of retained earnings proposed by Board of Directors for the Fiscal Year ended March 31, 1982.
2. Partial amendment of the Articles of Incorporation.
3. Election of two Statutory Auditors.
4. Classified allocation of remuneration amounts between Directors and Statutory Auditors Groups.
5. Payment of Death Allowance to the late Mr. M. Togami who was a Statutory Auditor.
6. Payments of Retirement Allowance to retiring two Directors.

(Full text of Notice is available at Citibank, N.A., London)

Shareholders who wish to exercise their voting rights must deposit their certificates not later than June 25, 1982, at the offices of the Depositary, Citibank, N.A., 336 Strand, London, WC2R 1HB or the Agent, Citibank (Luxembourg) S.A., 16 Avenue Marie Therese, Luxembourg, together with instructions indicating the way the shares be voted.

CITIBANK, N.A., London.
Depositary.

June 8, 1982.

NOTICE OF PURCHASE

GEORGE WESTON LIMITED

U.S.$30,000,000 13½% NOTES DUE 1st JUNE 1987

Pursuant to the terms and conditions of the Notes, Noteholders are advised that Notes of Nominal U.S.$3,107,000 were purchased during the period 2nd June 1981 to 1st June 1982, inclusive and applied to the Purchase Fund.

As of 2nd June 1982, the principal amount of the Notes remaining in circulation was nominal U.S.$25,537,000.

GEORGE WESTON LIMITED

Purchase Agent: Hambros Bank Limited
Date: June, 1982

LEUMI INTERNATIONAL INVESTMENTS N.V.

U.S.$60 MILLION GUARANTEED FLOATING RATE NOTES 1989
EXTENDIBLE AT THE HOLDER'S OPTION TO 1992

The interest rate applicable to the above Notes in respect of the six month period commencing Monday 7th June 1982 has been fixed at 15¼% per annum.

The interest amounting to: U.S.$76.32 per U.S.$1,000 principal amount of the Notes will be paid on Tuesday 7th December 1982 against presentation of coupon No. 1.

BANK LEUMI TRUST COMPANY OF NEW YORK
Principal Paying Agent

U.S.$50,000,000 Hydro Quebec 9½% Debentures due 1.7.1978/93

Debentures covering US$2,500,000 have been purchased on the market to satisfy the Purchase Fund due 1st July 1982.

BOND DRAWINGS

CORRECTED NOTICE

NOTICE OF REDEMPTION
Floating Rate Notes Due 1985
PRIVREDNA BANKA ZAGREB
Third Redemption Due July 12, 1982

The following numbers of the notes to be redeemed in the notice published in the Financial Times, London on June 1, 1982 were incorrectly published:

10765 The correct number is 20765
10979 The correct number is 20979

For PRIVREDNA BANKA ZAGREB
BANK OF AMERICA ITN'L S.A.
LUXEMBOURG
(Fiscal and Principal Paying Agent)

PUBLIC NOTICES

HERTFORDSHIRE C.C. BILLS
£5m. Bills from 2nd June 1982 to 7th September 1982 at 12 5/16%. Applications £40m. £28m outstanding.

DUDLEY METROPOLITAN BOROUGH
£4.1m. Bills from 3rd June 1982 to 2nd September 1982 at 12 11/16%. Application £29.7m. £9.6m outstanding.

هكذا من الأصل

THE ARTS

London Galleries

William Packer

An Israeli painter and a Wild West show

There are certain things we have come to expect to find in the work of the contemporary artist of whatever kind; but quite how reasonable it may be to hold those expectations we seldom pause to ask. Is a thoughtless expectation after all *only a prejudice, or a reasonable* prejudice perhaps a respectable critical hope?

We *may take, for example,* the related issues of Development and Consistency. Why should it be that while the art historian, in seeking to confirm a doubtful attribution to some artist of the past, will look for points of consistency in such things as style, technique, composition and iconography, even across the entire span of his *artist's lifetime, we are inclined* to hold just this quality against the artist working now? The ideas are static, we say, the technique too safe, mannered and predictable, no chances taken—there has been, in short, *no development, no progress:* and so it is we cast our doubts upon his modernist credentials.

Is it so simple? Well, no. There are things to be said for both sides; and the latest exhibition of paintings and drawings by the Israeli artist, Avigdor Arikha (at Marlborough throughout June) *seems to say them rather well.* If the Consistency can be left to assert itself, as ultimately it will, why not trust the Development to do the same, and simply take the work as it is?

Arikha is clearly a good painter, in command of his medium, confident and effective *in his imagery.* His preoccupations are with the figure, the portrait and occasionally the nude, and with the landscape, and the still-life, composed modestly enough from the mundane impedimenta of *studio life: tubes, bottles, pots,* fruit and veg.

The paintings themselves are *honest enough and unpretentious,* and clever, sometimes very clever. But they are also manifestly consistent, and where one is admirable, two are fine, three are beginning to get a little dull, and over them *all a pall of complacency* just begins to bear down.

If it is a Heresy of Modernism *that overt development should* be made clear, so it is a false reading of the broader Western Tradition, into which Modernism of course falls, that consistency is everything.

We see Arikha doing again and again what he knows, and we know he can do very well, and we watch him as we watch the gentleman with the three card trick, with surprise and a certain detached pleasure, but only at first. A more ambitious conjuror — and painting is always, among other things, terrific sleight of hand—would dare to lose a trick or two.

And now for the Wild West Show, and if not exactly the elephant and the kangaroo, at *least all the* cowboys and Indians you could possibly wish for, and buffalo, bucking broncos and the U.S. Cavalry besides.

The exhibition "Painters of the American West" (at the Mall Galleries until July 3) is a *selection of work from the* Anschutz Collection of Colorado, which is just so *specialised, and in recent years* has been sending such shows around the world, all the way *indeed from The National Cow*boy Hall of Fame in Oklahoma City to the Shanghai Museum of Art (this particular visit is sponsored by Mobil in support of the World Wildlife Fund.

It is a very mixed bag indeed, with so strong a theme to over-ride all other considerations, but is nonetheless enjoyable and intriguing for all that. There are some wonderfully bad pictures in it, and many curiosities, but also many surprises and a great deal of real interest and even importance.

Certainly it is more serious a show than prejudice might allow: and while it is more than generous to the genre illustrators who first stoked up the cult of The West, and whose *effect upon popular imagery* is likely to be felt for at least as long as films are made in *Hollywood, it also makes very* clear that the influence of the West, whether through a direct experience of its landscape and its people, or at a remove as a generalised romantic inspiration, is perhaps *stronger than we had realised* before. It must certainly be taken into account in any serious reading of American art in this century.

On the one hand we have those cowboy painters—and it is fascinating to see by direct comparison how relatively undistinguished Frederick Remington is amongst his peers, artists like Maurer, Russell, Schreyvogel and Koerner: on the other we come almost up to date with an abstract expressionist work by Helen Frankenthaler (Western really only by virtue of its local title), and latest of all, a Hockneyesque (that is the Hockney of 20 years ago) Indian wrapped in the Stars and Stripes, by Fritz Scholder.

The effective climax to the show, however, comes a little earlier, just after the landscapes of John Marin, Marsden Hartley and Stuart Davis, and the exuberant festival rodeo of Fletcher Martin, with two of *the smallest works of them all,* two landscapes from the 30s by Georgia O'Keeffe, and most especially her gentle yellow ochre church at Hernandez in New Mexico, with the low hills behind dotted sparsely with green.

And in between are many treats: the modest objectivity of Henry Farney, Frank John son wonderfully schizoid with his *Trading Post at Night* one of the most discreet and sympathetic pictures in the show, and his *Raiders of the Dawn,* an image of pure cinematic kitsch: shades of Glasgow and Henry and Hornel, perhaps, in the work of Nicolai Fechin and Robert Henri.

Finally, a sad and reluctant duty, for it is still hard to accept the fact that occasions it: Birgit Skiold, a painter, a print-maker of distinction and finesse, and latterly a photographer of increasing stature, died suddenly in hospital a week ago. Too many of her friends did not know how ill she was, let alone in hospital, and still shocked themselves, their hearts go out to Peter Bird, her husband.

The art world has suffered an irreplaceable loss: Birgit came to this country from Sweden 30 years ago and made it her home, and ever since, modestly and idiosyncratically, she set about fostering the crafts of print-making, her first love, and helping as many people as possible to develop them, and through those processes, themselves.

For 20 years now her Print Workshop in a basement in *Charlotte Street* has been the focus of her activities, and as such a natural meeting and working place for artists of all kinds from all over the world. Her internationalism was as deeply felt as it was effective *and she will be mourned across* the world, most especially in Japan, where she had done so much in recent years.

Artists die, their work remains after them, and hers too will last. I intend no reflection at all upon it in saying that in her particular case, her truest memorial, if only it can continue somehow in the spirit in which she ran it, would be her beloved workshop. In the years I knew her, she helped me, like so many others, more than I can say, or even know.

Avigdor Arikha—self portrait

> 'All the cowboys and Indians you could possibly wish for, buffalo, bucking broncos and the U.S. Cavalry besides'

The Kirov Ballet/Paris

Clement Crisp

A dignity of expression to delight the eye

The Kirov Ballet is coming to the end of a long Paris season which has for me, as it must for many ballet-goers, reaffirmed the supremacy of the troupe as exponents of the 19th *century classic repertory.* Looking at the Kirov even on a bad night—and non more taxing of one's admiration than when Oleg Vinogradov's *Le Revizor* banged about the stage—one senses the sustenance the Leningrad dancers draw from their impeccable training. There is no step but has an integrity, a dignity of expression to delight *the eye. This season has been* a tiring one, and some of the freshness I noted at the opening performances has gone, yet the excellence of the corps re ballet is never in doubt, nor does the commitment of the artists to their task ever falter.

To get the worst over first: *Le Revizor* is Vinogradov's view of Gogol's *The Government Inspector.* By taking the outlines of the plot, but finding little to replace the satiric edge *of the play's text,* Vinogradov has produced a hectic and simplistic pice whose hysteria seems relentless, but whose inventiveness rarely extends beyond the obvious polical slant of "peasants good; civil service bad." Coreography amounts to frenetic gesture, racing, leaping, crawling by the self-seeking functionaries, so wildly caricatured that any probability in the drama is lost. There are bright production ideas—the transformation of degraded peasantly into picture-book country folk is amusing, with girls instantly turned into *Petrushka* nurse-maids by means of a continuous panel of frocks which they hold in front of themselves—but the sum effect is of febrile activity which does not disguise the absence of Gogol's genius.

There is an odious, clattering and synthetic score by Alexander Chaikovsky: the tiresome *conceit of dancers impersonat*ing letters (shades of the Pen in *Lieutenant Kizhe*); and the appearance of Pushkin (I assume this is the gentleman who plays a trumpet at the ballet's end) and of Gogol, who stares at us at *curtain-fall* as a battery of lights blaze into the auditorium and the government officials—and we, too?—lose social masks and pretentions.

But there remains the company's performances, which are of superb intensity, and especially that of Vadim Gulyayev as the imposter Khlestakov. He gives a stunning interpretation, the embodiment of *opportunist* charm, of physical and emotional dash. To see him, in a dream sequence, involved in mock-romantic dalliance with the daughter of the town governor, and then watch him flirting with her and her mother (a sparkling impersonation by Ninella Kurgapkina); to see him intoxicated with his power over crawling officialdom and forcing the governor to kneel, with a gesture of regal, tipsy delight, is to witness rare theatrical art. Elegant, brilliant, witty in step and economy of means, with Sir Alec Guinness's *polish as a farceur* and Leonid Massine's clarity of movement, Gulyayev is Gogol's hero to the life.

The Kirov is also presenting a double bill of Fokine's *Chopiniana (Les Sylphides)* and *Bournonville's La Sylphide as* a confrontation of romanticism at first and second hand. Alone among ballet companies the Kirov dances *Les Sylphides* by divine right. The text they offer under Fokine's original title is *different* in several instances from the one we are used to. At moments it looks as if the choreography has slipped off register from the music; some groupings owe more to Vaganova (who gave the staging its *final form*) than to the Fokine of 1908; I have seen better casting of principal roles and less blatant lighting in the company's London seasons, but nothing can detract from the sensitivity, the all-pervading *lightness and freedom* of the style, the way in which the dance is impelled in sweeps of movement, blossoming on the night air; and in Yelena Yevteyeva the first ballerina role has an eloquent, freely-soaring *exponent.*

The *La Sylphide* is very curious. It is, I would venture, the staging made by Elsa-Marianne von Rosen for the Leningrad Maly Ballet, here aggrandised with some loss of dramatic point and more serious loss of stylistic nicety. The first act looked like *Far from Scotland,* the second act like *Far from Bournonville for,* even if it matters not at all that the crofters are barmily outfitted after the style of French theatrical prints of the 1830s by Engelmann, it matters a great deal when Bournonvillian harmony of *proportion* is distorted by a dance manner as grand and big as that of the Kirov—the sylphs in Act 2 bursting the confines of Bournonville's gentler leg-action with huge extensions.

Madge (called Medge in the programme, misprint indicating her altered image as a green-faced Kabuki demon) has lost the scene in which she prompts Gurn into proposing to Effie: Effie, as played by Tatiana Goumba would be happier tossing a caber than playing the gentle, hapless fiancée. The most *intribuing aspect of this Sylphide* was the way in which the company played the opening scenes with a full-blooded passion which, very unlike the Royal Danes' naturalistic authority in mime, suggested the *melodramatic style of the* boulevard theatre in the 1830s, bold and compelling.

It was *this directness which* gave interest to Sergey Berezhnoy's James; it also accounted for something of the grandeur of Irina Kolpakova's sylphide. At the present stage of her carer a certain scaling down of effects in her pure Vaganova training (she is the last pupil of that great teacher still performing) suits the Bournonville style, while in every other respect Kolpakova's art seems richer and more expressive. There is a fullness of tone—both emotional and physical—and a generosity of *impulse to this sylphide which* tells us that her obsession for James has nothing spectral about it: she loves and suffers intensely, though always within the confines of the choreographic manner. The lilt and grace of her dancing, the sweetness of her playing are a joy; and in lightness, purity of means she is exquisite.

No reservations possible about the Kirov's *Giselle* production, about which I reported enthusiastically three years ago. If the first act setting now looks shabby and the lighting throughout is less than excellent, this is nevertheless an ideal view of the tragedy. Everything is clear. Every point in the drama, the motivation of each character, is thoughtful, effective.

A few telling gestures show us Wilfred urging Albrecht not to indulge in a village flirtation; find Berthe warning Giselle about her weak heart; reveal Albrecht indecisive as the hunting horns sound and he *realises* he cannot stay in the village in his peasant disguise; tell that *Hilarion* cannot bring himself at first to break into Albrecht's cottage until the memory of his love for Giselle drives him on. It is the *accumulated* mass of such detail, contained within the broad phrase of the action and all part of the fabric of the production's style-atmosphere, which makes this so superior a presentation.

The darkly haunted second act, filled with the shimmer and power of the Kirov wili band, is a marvel, and a notable contribution to the potency of the staging comes from the Kirov orchestra (amplified though it *is*) under Yevgeny Kolobov, who conducts Adam as he conducts Chaikovsky, with a loving comprehension of the score's capability to inspire the drama.

Giselle was Olga Likhovskaya, well mannered, sensitive, and *at her best in the mad-scene* to which she brought a desolate pathos. Her dancing had a fine stretch to it, but lacked that luminosity of feeling which earlier Kirov Giselles have shown. Her Albrecht, Yevgeny *Neff, was a decent figure,* but something too discreet for a romantic hero.

A Giselle for the future must certainly be the Kirov's latest, and still secret, hope, Altinai Assilmuratova. Twenty years old, outstandingly *beautiful* Assilmuratova was seen in a single *Swan Lake* in Paris, and also in a divertissement solo, her appearance arousing extreme interest.

Even as a corps de ballet sylphide her beauty—ravishing line, long limbs, an oval face with huge dark eyes, sublime *placing of head and neck*—as well as the mysterious inner grace of her dancing was clear.

> Irina Kolpakova
> 'The lilt and grace of her dancing, the sweetness of her playing, are a joy'

Arts news in brief

Barry Humphries (also known as Dame Edna Everage), a keen book collector, will open the 24th Antiquarian Book Fair at the Europa Hotel, Grosvenor Square, London W1 this morning at 11 am.

Mr Humphries's many bibliophilic interests include literary curiosities, late 19th century 'decadent' poetry, Gothic novels and Edwardian ghost stories.

A feature of the fair will be a rare Victorian proofing press which visitors will be able to watch in action and take away a sample of the printing.

The three-day fair — June 8-10 — offers for sale some 30,000 items on every imaginable subject, from religion to railways, bridge-building to beekeeping, and is a major attraction for thousands of book lovers of all ages and tastes. It is open daily from 11 a.m. to 8 p.m. No admission charge. (Illustrated catalogue £1).

★

The Poetry Book Society's Summer 1982 Choice is *The Passage of Joy* by Thomas Gunn and the two Summer Recommendations are: *Night Cries* by John Cassidy and *The Memory of War: Poems 1968-82* by James Fenton.

Each year the Poetry Book *Society selects four outstanding* new books of poetry as its seasonal choices and the recom*mendations are those which are* also considered to be of particular interest to society members.

★

Kent Opera plans three new productions and three revivals in its 1982-83 season. The first new production is *The Beggars' Opera,* in the Britten version, *which opens at the* Aldeburgh Festival on June 11 and 12. *Fidelio,* produced by Jonathan Miller, starts the autumn season at Tunbridge Wells on October 28, with Teresa Cahill as Leonora; and the other new production is *Don Giovanni,* a first Kent Opera sponsorship by *Barclays Bank,* which is planned for the spring.

★

This Sceptred Isle, a photographic exhibition on Maritime England, will be at The Royal Photographic Society's National Centre of Photography from June 11 until September 9.

This exhibition will show some of the facets of maritime England as it is today, as it was 140 years ago, and as it has been in between. Inevitably, ships and shipping make up a large part, but an effort has been *made to show something* of the people who live by, on or through the sea. The earliest picture is from a photograph taken in 1845.

Illinois Jacquet/The Canteen

Kevin Henriques

Tenor - saxophonist Illinois Jacquet, a not unfamiliar visitor to London, has a happy, reliable knack of picking compatible accompanists who share his own sunny, broad-based extrovert view of jazz. The three musicians with him for his engagement at *The Canteen,* in London, WC2 (until June 19), are all felicitious choices who would be hard to improve on, headed as they are by the genial, slyly-smiling veteran bassist Slam Stewart.

Though he tends to overdo his renowned speciality of simultaneous humming and bowing in unison which reaches a truly high point every night in an extended feature, "Play Fiddle Play," Stewart's all-*round command of the bass is* one of the quartet's biggest strengths.

No less pivotal is the widely-experienced drummer, George "Dude" Brown from Washington, relatively unknown here but who has played with such sax virtuosi as Gene Ammons and Sonny Stitt. Brown's time-keeping, is an object-lesson, his work on skins and cymbals forceful where needed but never obtrusive.

Pianist Richard Wyands, who completes the rhythm section, *is likewise* much experienced. He is an eclectic player whose solo version on Saturday of "Laura," taken faster than usual, was a tenderly shaped piece of craftsmanship.

Jacquet himself, on Saturday *wearing a distinctive pink* jacket, again reveals himself as a warm, heavily blues-rooted tenorist especially in medium tempo selections such as "Robbins' Nest" and "What am I Here For?" The excursions on *faster themes,* eg, "Jumpin' at the Woodside" and "Flying Home," are controlled and exciting and he never resorts to *the crowd-pleasing, freaky high* notes with which he made his name when with the Lionel Hampton band and later with Jazz at the Philharmonic.

Coffee Concert/Wigmore Hall

Dominic Gill

After the success of their short experimental list of Sunday morning "coffee concerts" last summer, the Wigmore Hall has this year launched a full-scale series of 12 recitals on Sunday mornings between June and September. Audiences appear to agree that late Sunday morning, after a walk in the park, is a fine time to relax for an hour and listen to live chamber music; and that £2, with a cup of coffee (or glass of sherry) included, is an exceptionally reasonable price to pay for the privilege.

The first recital of the new summer season, given yesterday by the Gabrieli Quartet with the American clarinettist Richard Stoltzman, played to a packed house. Some tickets for *the rest of the series are still* available: but hurry—even for recitals as far ahead as September. They are selling fast.

The climax of the Gabrieli's programme, which was introduced by an aimiable performance of Dvorak's F major "American" quartet op. 96, was a fine account with Richard Stoltzman of Mozart's clarinet quintet. The mood of the playing matched the air of the summer morning: very warm, but not oppressive, slightly dreamy, with the hint (quickly vanishing) of a distant storm. The smoothness of Stoltzman's *tone and phrasing was a special* delight: a clear, radiant sonority without a trace of nasal whine, full of glinting lights and subtle colours—in pianissimo gently insinuating, in fortissimo round and luminous. *There was no sharp* edge or faltering in the ensemble either: but a quiet and thoughtful energy: the delicate contrapuntal threads of the minuet and its pair of trios were beautifully dovetailed; there was a spring *to the step of the finale,* but carefree, without urgency.

THEATRES

ALBERY. Air-cond. S 836 3878. Credit Cards 379 6565-930 0731. Grp bkgs 839 3092-836 3962. Eves 7.30. Thurs & Sat Mat 3. JULIA McKENZIE in ELIZA BETH QUINN CHILDREN OF A LESSER GOD.

ALDWYCH. S 836 6404. CC 379 6233. For a short season ALAN HOWARD, Best Actor of the Year in the RSC Award-winning production of GOOD. EVES 7.30 SHARP mats Wed & Sat 2.30 Wed mat 2 for price of 1 on £8. £6.50 £5.

AMBASSADORS. S CC 836 1171. Grp sales 379 6061. Tkts £6.50. £5.50. £4.50. £4. £3. Eves 8 pm. TODAY Mat 2.45 Sat Mat 5 ROSEMARY LEACH. DAVID SWIFT in 84 CHARING CROSS ROAD by Helene Hanff. OVER 200 PERFORMANCES.

APOLLO. Shaftesbury Ave. CC 01-437 2663. Credit card Hotline 01-930 0731. Mon-Fri Evgs 8.0. Mat Wed 3.0. Sat 5.0 & 8.30. ALAN AYCKBOURN'S new comedy SEASON'S GREETINGS.

APOLLO VICTORIA (opp. Victoria Stn.). THE SOUND OF MUSIC. PETULA CLARK. Lo don's most star-studded Musical. Eves 7.30. Mats Wed & Sat 2.30. Box Office 10 am-8 pm in person/phone/post & SAE. HOTLINES 01-828 8665-8-7. Credit cards 01-836 6919-6184. Teledata 01-200 0200. 24 hr service Group sales 01-379 6061. Group bkgs 01-839 2751. THE SOUND OF MUSIC. London's greatest value. Good seats from £2.50 now available at door. NOW BOOKING TO SEPT. 18.

VICTORIA RESTAURANT THEATRE. Charing X Rd (opp. Centre Point). BOX OFFICE 01-437 6565/6. OPENS JUNE 15. Red price until June 14. Opens at 6.30 pm. FULL CARVERY DINNER FOLLOWED BY THE OUTRAGEOUS MUSICAL WI D WILD WOMEN at 8.30. Followed by dancing. £10, £12.50, £15. Tickets exclusive dinner £5, £7, £9. Instant credit card booking 930 0731/839 4465. Red group bkgs 839 3092.

BARBICAN. S 01-628 8795. CC 01-638 8891. (Mon-Sat 10 am-8 pm. Sun 12.30-8 pm.) 24-hr info 01-628 2295. ROYAL SHAKESPEARE COMPANY. BARBICAN THEATRE Seats avail ton't 7.30 pm HENRY IV PT II. Next perf HENRY IV PT I tomor 1.30 pm. Seats avail late June/July. THE PIT—ton't 7.45 pm OUR FRIENDS IN THE NORTH by Peter Flannery. Next perf A DOLL'S HOUSE 14 June. RSC also at Aldwych/Piccadilly.

BARBICAN HALL. Barbican Centre EC2. CC 01-638 8891. Reservations: 01-628 3795. Today 1.00 pm. Beethoven String Quartet Cycle Fifth Concert. Allegri String Quartet. Beethoven: String Quartet in E minor Op 59 No 2. Ton't 7.15 pm. New Irish Chamber Orchestra. Nicholas Kraemer conductor. John O'Conor piano. Haydn: Symphony No 44 Trauersymphonie. John Field: Piano Concerto No 5 in C. Piano Concerto No 1 in E flat. Tomor 7.00 pm. Suzuki Tour Group from Japan. Some seats still available.

BLOOMSBURY THEATRE (formerly Collegiate). Gordon St WC1. Box Office 387 9629. THE MERCHANT OF VENICE Evenings 7 pm. Mats 2 pm. Seats £3.50 (Students) £2.50).

CAMBRIDGE. CC. 01-836 1488/6056/7040. SUSANNAH YORK. TOM BELL. TOM BAKER. RALPH BATES. PAULA WILCOX & THENE HANDL in HEDDA GABLER. 10 wks only.

CHICHESTER FESTIVAL THEATRE. 0243 781312 Season sponsored by Martini & Rossi Ltd. ON THE ROCKS Ton't 7.30.

COLISEUM. 836 3161. CC 240 5258. Hotline CC 930 0731. Until July 3. NUREYEV FESTIVAL. This week. Evgs 7.30. Mat Sat at 1 London Festival Ballet in ROMEO & JULIET. Next week Zurich Ballet in Manfred. Western Symphony. RUDOLF NUREYEV will dance at every perf.

COMEDY THEATRE. S 930 2578. Credit card bookings 839 1438. Grp sales 379 6061. Mon-Fri 8.00. Sat 5.15. Mats Thurs 3. Sat 5.15. Price £2.50-£7.00 (not suitable for children). STEAMING by NELL DUNN.

COVENT GARDEN. S. 240 1066. Access/Visa 836 6903. 65 amphiseats avail for all perfs (Mon-Sat) from 10 am on the day. THE ROYAL OPERA. OAP's & students ½ hr before perf, subject to availability. Ton't & Thurs at 7.30. La clemenza di Tito. Tomor, Sat & Mon at 7.00. Pelléas et Mélisande. THE ROYAL BALLET Fr. at 7.30. The Firebird. Orpheus (World Premiere). Les Noces.

CRITERION. Air-cond. 930 3216. CC 379 6565. Grp reduction 836 3962. Mon to Thur 7.30. Fri & Sat 6.00 & 8.45. Over 300 performances. RICHARD PO'S COMEDY CAN'T PAY? WON'T PAY! Students all seats £3.50.

DONMAR WAREHOUSE. 41 Earlham St. S CC 01-836 1071/379 6565. Bkg now open for AUNT MARY by Pam Gems. 15 June-31 July.

DRURY LANE Theatre Royal. CC 01-836 8108. Grp sales 379 6061. TIM CURRY PAMELA STEPHENSON GEORGE COLE ANNIE ROSS in THE PIRATES OF PENZANCE. Eves 7.30. Mats Wed & Sat 3.0. Credit card Hotline 930 0731.

DUCHESS. S CC 01-836 8243. Monday-Thursday at 8.0. Friday & Saturdays 6.0 & 8.30. VICTORIA WOOD and THE GREAT SOPRENDO in FUNNY TURNS.

DUKE OF YORK'S. 836 5122. CC 836 9837. Group sales 379 6061. Mon-Thurs 7.45. Fri 6 & 9.15. Sat 5.15 & 8.30. (Air cond.). Simon Callow & Patrick Ryecart in J. P. Donleavy's BALTHAZAR. Complete Night out inc. dinner at Laguna 50 Restaurant opp. Theatre for only £9.95. 836 0980.

FORTUNE. 836 2238. CC 01-200 0200. Hunter Thompson's FEAR AND LOATHING IN LAS VEGAS. Eves 8.00. Fri & Sat 5.15 & 9.30. Open 6 nm. Pub prices. Mats all seats £3.

GARRICK. CC 836 4601. Eves 8. Mats Wed 3. Sats 5 & 8. 12th HISTERICAL YEAR OF THE LONGEST-RUNNING COMEDY IN THE WORLD. NO SEX PLEASE WE'RE BRITISH. Directed by Allan Davis. Group sales Box Office 379 6061. Credit card bookings 930 0731.

GLOBE. S CC 437 1592. Mon-Fri 7.30. Wed mat 3.0. Sats 5.0 & 8.0. GERALD HARPER. VIRGINIA McKENNA. JAMES GROUT. JOHN BARRON. LUCY FLEMING in A PERSONAL AFFAIR. Eves at 7 pm. Credit card Hotline 930 0731.

GREENWICH. S. CC 01-858 7755. Evgs 7.45 (June 21 7.0). Mats Sat 4.0. From June 1' Coward's DESIGN FOR LIVING.

HAYMARKET THEATRE ROYAL. 930 9832. Eves 7.30. Mats Wed 2.30. Sat 4.0. PENELOPE KEITH. MICHAEL DENISON. JOHN TURNER in CAPTAIN BRASSBOUND'S CONVERSION by Bernard Shaw. Dir by Frank Hauser. Previews tonight & tomorrow. Opens Thursday at 7.00. Running in repertoire with A Coat of Varnish & Hobson's Choice.

HAYMARKET THEATRE ROYAL. 930 9832. June 24-July 7. PETER BARKWORTH in A COAT OF VARNISH. A new play by Ronald Millar.

HAYMARKET THEATRE ROYAL. 930 9832. July 8-July 21. PENELOPE KEITH in HOBSON'S CHOICE, a comedy by Harold Brighouse. Directed by Rona d Eyre.

HER MAJESTY'S. 930 6606-7. Group sales 379 6061. Eves 7.30. Air-conditioning. Sat mat 3.0. FRANK FINLAY in AMADEUS by PETER SHAFFER. Directed by PETER HALL. Credit card Hotlines 930 0731 or 930 4025-6.

KINGS HEAD. 226 1916. Dnr 7. Show 8. MARRY ME A LITTLE songs by Stephen Sondheim.

LONDON PALLADIUM. 01-437 7373. MICHAEL CRAWFORD and the entire cast of BARNUM CURRENTLY ON ANNUAL VACATION. BOX OFFICE OPEN NOW. For all performances from RE-OPENING ON JUNE 28 through to Feb 5 of next year. Evenings 7.30. Mats Wed & Sats 2.45. Barnum Hotlines: 01-437 2055. 01-734 8961 for instant credit card reservations.

LYRIC THEATRE. Shaftesbury Ave. Box Office 437 3686. Cred. card bkgs accepted. GLENDA JACKSON. GEORGINA HALE in SUMMIT CONFERENCE. A new play by Robert David MacDonald. Evgs 8.0. Mats Sat 5.0. Wed 3.0.

LYRIC HAMMERSMITH. S CC 01-741 2311. Eves 7.30. Thur Mat 2.30. Sat 4.30 & 8.15. HAYLEY MILLS. JONATHAN PRYCE TALBOT'S FOLLY by Stanley Wilson. Directed by Marshall W. Mason.

LYRIC STUDIO. Eves 8 pm Sheila Gish & Peter Eyre in BERENICE by Racin. Dir. Christopher Fettes.

MAY FAIR. S CC 629 3036. Mon-Thurs 8.0. Fri and Sat 6 & 8.30. Richard Todd, Doreen Mashitt, Carole Mowlam in THE BUSINESS OF MURDER. SECOND GREAT YEAR.

NEW LONDON. CC. Drury Lane. WC2. 01-405 0072 or 01-404 4079. Eves 7.45 Tues and Sat 3.0 and 7.45. The Andrew Lloyd-Webber & T. S. Eliot Award Winning Musical CATS. Group bookings 01-405 1567 or 01-379 6061. LATECOMERS NOT ADMITTED WHILE AUDITORIUM IS IN MOTION. PLEASE BE PROMPT. NOW BOOKING TILL JAN. 29.

NATIONAL THEATRE. S. 928 2252. OLIVIER (open stage): Thur Fri 7.15 (low price tkts). Sat mat 2.00 (£1 tkts) by Cervantes THE CRESTEIA—last perfs June 23 & 24.

LYTTELTON (proscenium stage): Ton't 7.45. Tomor 3.00 & 7.45 THE SECOND MRS TANQUERAY by Arthur W. Pinero. COTTESLOE (small auditorium—low price tkts): Ton't, Tomor 7.30 THE PRINCE OF HOMBURG by Heinrich von Kleist (SUMMER). Last perfs Thurs, Fri. Sat then June 17, 18, 19.

Excellent cheap seats day of perf all 3 theatres. Also standby 45 mins before start. "Car park, Restaurant 928 2033. Credit card bkgs 928 5933. Air conditioning.

NT also at HER MAJESTY'S.

OPEN AIR REGENT'S PARK. S 486 2431 Instant credit card book ngs 930 0731. Kate O'Mara and Christopher Neame in THE TAMING OF THE SHREW. Eves 7.45. Mats Wed, Thur & Sat 2.30.

PALACE. CC 01-437 6834. CC Hotline 437 8327 Andrew Lloyd-Webber's SONG AND DANCE. Starring Marti Webb & Wayne Sleep. Limited season now extended to Sept. 25, 1982. Mon-Fri 8 pm. Mats Wed 3. Sat 5.45 & 8.30 (from w.e. June 13. Eves at 8. Fri & Sat 5.45 & 8.30). Some good seats still available most perfs. Group sales 379 6061.

PHOENIX THEATRE (Charing Cross Road) 01-836 2294-8611. Evs 8.0. Fri & Sat 5.0 & 8.0. ONE MO' TIME! THE GREAT NEW ORLEANS MUSICAL. ONE MO' TIME IS A GOOD TIME! Group sales 01-379 6061. Ring Teledata 01-200 0200 for instant confirmed CC bookings 24-hour persons' service available. Last weeks. Special Students and OAP discount.

PICCADILLY. Air-cond. 437 4506. CC 379 6565. Group sales 01-836 3962. Mon-Fri 7.30. Mat Wed 3.0. Sat 5.30 & 8.15. Students £2.50 in advance. ROYAL SHAKESPEARE COMPANY in Willy Russell's new comedy EDUCATING RITA, RSC also at Aldwych/Barbican.

PRINCE EDWARD. Tim Rice and Andrew Lloyd-Webber's EVITA. Dir. by Hal Prince. Evgs 8.0. Mat Thurs (economy price). Sat 3.0. Eves perf ends 10.15. Box Office 437 6877. CC Hotline 439 8499. Grp sales 379 6061 or 836 3962 24-hour bkgs. Teledata 01-200 0200.

PRINCE OF WALES THEATRE. 930 8681. CC Hotline 930 0846 or Teledata 01-200 0200. Mon-Thur bkgs. ROY HUDD. CHRISTOPHER TIMOTHY in UNDER HEATH THE ARCHES. Evgs Mon-Thurs 7.30. Fri Sat 5.15 & 8.30. Group sales Box Office 01-379 6061.

QUEEN'S. S CC 01-734 1166. 439 3849-4031. Group sales 01-379 6061. Evenings 8.0. Mat Wed Sat 5.15 Jan 8.30. ANOTHER COUNTRY by Julian Mitchell.

RAYMOND REVUEBAR. CC 01-734 1593 At 7.00, 9.00 and 11.00 pm. Open Suns. PAUL RAYMOND presents THE FESTIVAL OF EROTICA. Special concession to members of H.M. Armed Forces. Admission £1.00 at any 7 pm perf. 25th sensational year.

ROYAL COURT S CC 730 1745. Evgs 8.0. Sat mat 4.0. Mon Evgs & Sat Mat all seats £2. NOT QUITE JERUSALEM by Paul Kember. Simon Callow in BUILDING THE PARTY by Clive Merrison Rehearsed Reading Sun 13 June 7.30 pm.

ROYAL COURT THEATRE UPSTAIRS. 730 2554. OI FOR ENGLAND by Trevor Griffiths. From Tomor 7.30. All seats £2.

SADLER'S WELLS THEATRE EC1. CC 278 8916 (5 lines). Grp sales 379 6061. 24 hr instantly confirmed res. 200 0200. AUSTRALIAN DANCE THEATRE. "... the new mood of the exhilarating country that is Australia. 15 to 26 June. 3rd Dance Subscription now open. The best dance series ever. Ring 01-278 0855 (24 hrs) for brochure. AMPLE FREE PARKING after 6.30 pm.

SAVOY. S 01-836 8888. CC 930 0731. Evenings 7.45. Mats Wed 2.30. Sat 5.0. 6.30. MICHAEL FRAYN'S NEW COMEDY NO-SEXES OFF. Directed by MICHAEL BLAKEMORE.

ST. GEORGE'S SHAKESPEARAN TH. 01-607 1128. Perfs 7.30 pm. TWELFTH NIGHT in repertoire. June 9, 4, 5, 11 & 12 with MACBETH June 10, 17 & 18.

ST. MARTIN'S. CC 836 1443. Evg. 8. Tues Mat 2.45. Saturdays 5 & 8. Agatha Christie's THE MOUSETRAP. World's longest-ever run, 30th Year. Fully air-conditioned theatre.

TALK OF THE TOWN. CC 01-734 5051. For reservations or enq ring London's Greatest Night Out from 8 pm. 5 hours of Top Entertainment THE TALK OF THE TOWN GALA GALAXY REVUE (8.30) with a cast of 25. JOHN LONGTHORNE (11 pm). Dinner. Dancing. 3 bands. FINAL WEEK.

VAUDEVILLE. CC 01-836 9988. Eve. 8. Wed mats 2.45. Sats 5 & 8. GORDON JACKSON AGATHA CHRISTIE'S CARDS ON THE TABLE. Fully air-conditioned theatre.

VICTORIA PALACE. CC 01-834 1317-8. 01-828 4735-6. Grp sales 379 6061. DENNIS WATERMAN. ANTON RODGERS. The News Musical WINDY CITY based on the play The Front Page. Directed by Peter Wood. Previews from July 9. OPENS JULY 20 at 7.00. Sub nightly at 7.30 pm. Mat Wed & Sat 3.00 pm. Credit Card Hotline 930 0731.

VICTORIA PALACE. CC 01-834 1317-8. 01-828 4735-6. Evgs 7.30. Mats Wed & Sat at 2.30. Limited number of good seats avail this week. ELIZABETH TAYLOR in THE LITTLE FOXES by LILLIAN HELLMAN. Credit card bookings Group sales 01-379 6061. FINAL 4 WEEKS. MUST END JULY 3.

WESTMINSTER. CC 834 0283. HANNAH GORDON. GWEN WATFORD. PAUL DANSMAN. JOHN CARSON in THE JEWELLER'S Shop by Pope John Paul II. Eves 7.45. Mats Wed Sat 2.30.

WYNDHAM'S. Air-cond. 836 3028. CC 379 6565. Grp reductions 836 3962. Mon-Fri 7.30. Sat 4.30 & 8.00. Wed mat 2.30. Record UK run for any Miller play. Must end July 31. COLIN BLAKELY RICHARD ROSEMARY HARRIS in ARTHUR MILLER'S ALL MY SONS. Directed by Michael Blakemore.

F.T. CROSSWORD PUZZLE No. 4,891



ACROSS

1 Part of Yorkshire terrier (8)
5 Flower sheath from track in the south-east (6)
10 Regretting having put mat outside at home (5)
11 Assign a characteristic quality (9)
12 Wherefrom one may view one's neighbours could be indicative in child's dog (3-6)
13 Address the Spanish in Russian workers' guild (5)
14 One who eats away and so on with her (6)
15 Utter rapidly "Dance cancelled" (4, 3)
18 Make ready to secure and crumple (5, 2)
20 Illegal broadcaster from a Corsair? (6)
22 Article removed from earthnut leaves one (5)
24 Cutting ditch by worker (9)
25 Use a tool (9)
26 I'd sit awkwardly for international linguist (5)
27 Join up in French border (6)
28 Ray in a headline? (8)

DOWN

1 Foreign weight or a bar converted (6)
2 Gunners in tears? It's a natural downfall! (4-5)
3 It would be unusual if 1 Across was as happy as this (3, 4, 3, 5)
4 Channel swimmer—from English club (7)
6 Confidential custom in which many doctors are involved (7, 8)
7 Audibly bound to believe (5)
8 Order to soldiers observers abandoned (4, 4)
9 Stevedore and Pole on tug (6)
16 East German theory of superiority could mean banishment (9)
17 Get away without notice in a frolic (8)
19 Plate on top of table—that's obvious (8)
20 Excuse in front of book (7)
21 Country right to provide old Greek coin . . . (6)
23 . . . or country panel reformed (5)

Solution to Puzzle No. 4,890



FINANCIAL TIMES
BRACKEN HOUSE, CANNON STREET, LONDON EC4P 4BY
Telegrams: Finantimo, London PS4. Telex: 8954871
Telephone: 01-248 8000

Tuesday June 8 1982

The banking free-for-all

THERE ARE now fairly clear indications that the bank lending figures for May—the clearing bank figures will be announced today—will show some slackening in the recent breakneck pace of expansion, if only because the public sector has returned to financial deficit. The authorities, who have at last been beginning to show some signs of worry about endless credit growth, may well feel tempted to heave a sigh of relief, and shelve the issue. This would be a bad mistake. It would simply confirm the belief of the growing army of sceptics in the financial markets that the authorities control the banking system only in the Latin sense in which the weather forecasters "control" the weather—that is, they keep a helpless eye on it. This feeling undermines confidence and holds up interest rates.

Expansion

The basic facts are clear enough. Under the English (though not Scottish) system, in which current account holders are rewarded with free banking services rather than interest payments, bank profits expand disproportionately when a monetary squeeze leads to unusually high interest rates. This accelerates the growth of bank capital, and the banks subsequently strive to put this capital to work. Hence every credit squeeze tends to be followed by a period of aggressive expansion. Much of this has occurred in overseas markets; sterling business is now less than a third of the total liabilities and assets of reporting banks. However, some of the growth also takes place in domestic lending—the numbers which have recently caused such worry.

Ceiling

Since the reforms of 1971, the Bank of England has striven for the most part to rely entirely on interest rates to control credit growth and monetary expansion, with very mixed results. At the best of times the medicine is slow-working. At other times, politicians put an effective ceiling on interest rates, and other devices are invented to control the aggregates without raising rates or unduly squeezing the banks. The "corset" was one such device; when it was abolished, it proved that it had only concealed a vast underlying growth, which quickly inflated the money supply.

The present manoeuvre consists of over-funding by the Government, matched by Bank of England buying of commercial bills. This does control the monetary statistics—lending is financed by government bonds rather than bank deposits. But as fast as the authorities buy existing domestic bank assets, the banks look for new ways to expand.

This odd form of control—it looks to the banks more like a cheap source of funds — does not impress the markets, which observe that bank lending is growing at two or three times the permitted rate of monetary expansion. It also raises underlying prudential questions. The banks have sold their promptest assets—government paper and first class bills—in pursuit of this charade, and substituted increasingly long-dated and sometimes increasingly risky domestic and foreign loans. This is not what most monetary authorities would recognise as discipline.

Furthermore, this expansion may also be undermining monetary control itself. As the banks have invaded new markets, other intermediaries—the Post Office Giro, the Trustee banks and above all the building societies have responded by offering increasingly bank-like services. The growing liquidity of these deposits, sometimes nominally of long term, is not fully reflected in any statistics.

Resolute

Ministers have been reluctant to face these problems for a host of reasons. It is more comfortable to ignore problems which so far only worry the more technically-minded. Questions of prudential supervision are in any case particularly difficult to tackle; the Bank of England is defensive in face of its established informal methods, while in the case of some of the non-banks it is not clear who is responsible for what.

It is time to be more resolute. The Chancellor's wish to tax the banks effectively is bound to bring some prudential issues into the open—and the Bank's argument, occasionally voiced in public, that profits must be protected for prudential reasons is patently absurd; excessive profits may encourage rash expansion and the consequent risks do not justify excessive profits.

The Chancellor should therefore persist with his search for more effective and more equitable ways of taxing the banks, and insist that any prudential problems should be solved through tighter discipline. We need new rules to check excessive maturity transformation, perhaps by reserve requirements which will impel the banks to bid for genuinely long term money. Above all the Chancellor should remember that monetary control without banking discipline sooner or later proves a sham.

Dangers of the steel cartel

THE LEADERS of the chief Western industrial powers have just issued at Versailles a statement of their intention to resist protectionism and other measures distorting trade. At their meeting in Luxembourg today, ministers responsible for industry in the countries of the European Community have the opportunity to do something about it. On their agenda is the prolongation of the system of production quotas applied to the European steel industries.

In essence the system has set production quotas for the important bulk products of the European steel industry. It has been shored up by a not very effective network of voluntary self-restraint agreements with a number of overseas suppliers and by a welcome agreement among the main producers to cease granting underhand rebates.

Estimates

The success of these measures can be gauged by an increase of about 25 per cent of steel prices in Europe within a year. The steel industry has been granted a breathing space within which to restructure. But, by and large, that is where the success story ends.

The original intention was that the breathing space should be used to get rid of excess steel making capacities in Europe. Their existence is not in dispute, though one may argue about their extent. Current guesses are in the range of 30m-50m tonnes per annum, compared with present installed capacity of about 200m tonnes.

But recent estimates from the European Commission suggest that by 1985 capacity in the Community may be marginally above 200m tonnes. Severe cuts subsequently proposed in Belgium will only slightly correct that estimate downwards. There is nothing to suggest that cuts of the size deemed necessary are on the way.

Thus 1985 may prove a fateful year for European steel masters. It is then that under an agreement between the member governments of the European Community steel subsidies are supposed to run out. If, in 1985, the steel industry is still burdened with excess capacities it may be plunged into a crisis far deeper than that of the early 1980s.

Future

Of course doubts always surround medium term forecasts. There can be no certainty that in 1985 the market for European steel will not be larger than at present thought. But it need not be a disaster if the Community were to become more dependent upon imports than it would be without the cuts. The future of European industry should lie with high added value products, not basic commodity products such as steel.

The Ministers in Luxembourg cannot do much to accelerate that process. But they can avoid measures calculated needlessly to stall it. The system of production quotas should not be unduly extended: one year will do, rather than the 18 months originally proposed by the Commission. The possible inclusion of new products should be examined with the greatest of scepticism.

Contrary

The EEC's steel régime illustrates the sectoral approach to world trade which is contrary to the spirit and letter of Gatt. Its only justification is that it avoided something worse — an outbreak of national protectionism and competitive subsidies within the EEC. The danger is that the régime becomes permanent, that controls lead to more controls and that the final result is a cartelisation of trade in steel which can only damage the world economy. If the commitments made at Versailles mean anything, the EEC ministers should be seeking ways of limiting the duration of the agreement and of ensuring that the rules on subsidies are strictly enforced.

THE INVASION OF LEBANON

Israel strikes at the PLO

By Roger Matthews, Middle East Editor

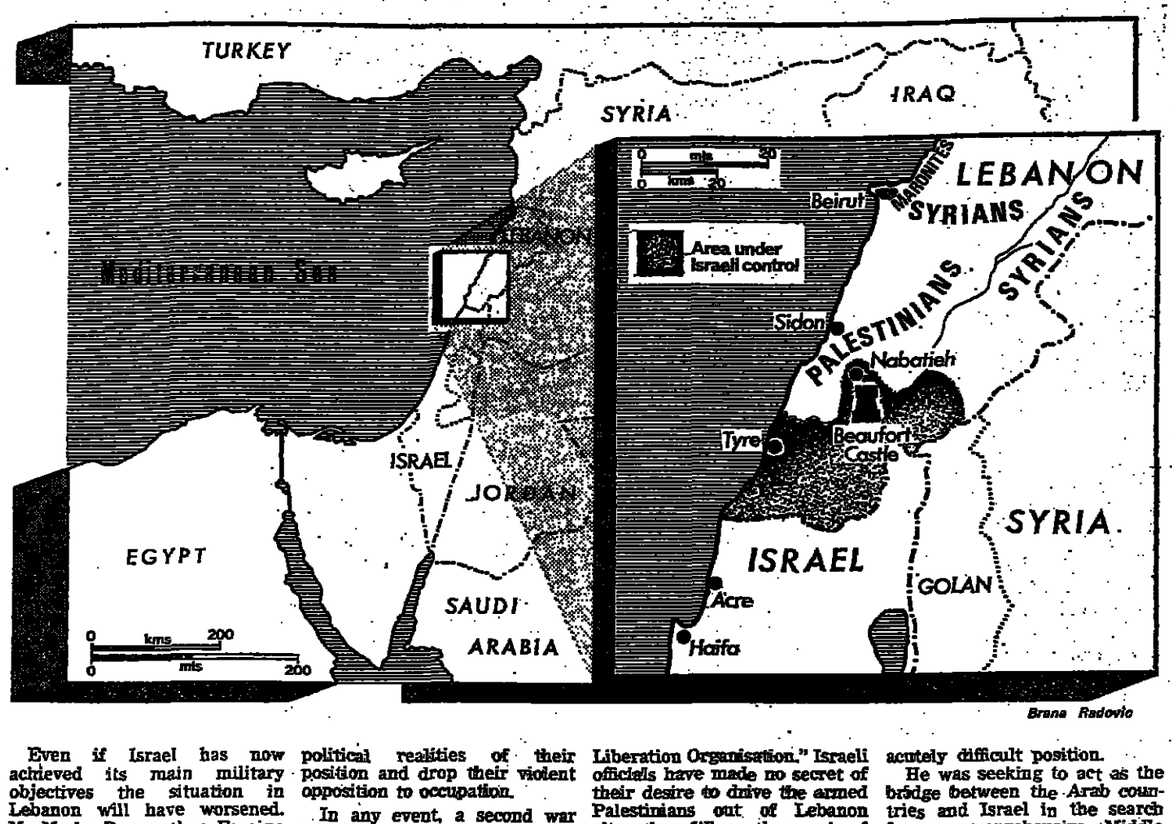

NO ONE can claim that Israel's move into Lebanon — now rapidly becoming a full-scale invasion —was not very clearly signalled in advance.

The Israeli build-up on the border had been well charted and their increasingly strident accusations of ceasefire violations well publicised. Israel claims at least 150 violations since a ceasefire was negotiated following the outbreak of cross-border fighting nearly a year ago.

Israel's forces were all ready to roll across the border when last Thursday night Mr Shlomo Argov, the ambassador to London, was brutally cut down by Arab gunmen whose allegiance has still not been established

Israel did not wait for clarification. A two-day softening up of Palestinian positions through heavy air attacks and artillery barrages brought the predictable response from the Palestinians and PLO shells and rockets began to land in northern Israel.

But the fact that the Israeli military machine was in such a high state of preparedness has reinforced Arabs in their belief that Mr Begin may now be seeking to redraw the map of Lebanon.

A theme much stressed by Israeli officials in recent weeks has been that there is no longer a sovereign country called Lebanon. They would like to help Lebanon regain its sovereignty and sign a treaty with Israel. The *sine qua non* of this would be the ejection of the Palestinian guerrillas, who perhaps number 20,000 and the removal of the 30,000 Syrian troops who are the sole component of the Arab peacekeeping force which has been in Lebanon since 1976.

If this is Israel's aim this time—and so far there has been no official statement that it is—it will not be achieved without sustained and bloody fighting. The PLO forces have nowhere to run and, as Mr Yassir Arafat, its leader, has stated, will probably fight to the death.

If the Palestinians are merely squeezed northward towards Beirut, this will exacerbate the already horrendous problems around the capital where rival groups regularly battle for territory. It will also push the Palestinians and their allies closer to the Christian Maronite forces to the south of Beirut who are backed by Israel.

Even if Israel has now achieved its main military objectives the situation in Lebanon will have worsened. Mr Moshe Dayan, then Foreign Minister, wrote after the 1978 Israeli invasion. "True, great quantities of terrorist arms were captured; but it also meant destruction in their village bases and thousands of peaceful citizens, with whom we had to try and live as good neighbours, fled in fear of war."

"The picture of long straggling lines of families, with their old and young, leaving their homes and plodding northwards to find a place of refuge, scarred our good name."

That scene is being repeated today, although probably on a much larger scale and regardless of world-wide appeals for a ceasefire and withdrawal of Israeli forces. Mr Begin has, however, freed his people in northern Israel from the risk of any renewal of artillery attacks across the border and thereby fulfilled one election pledge made last year. He will also hope that the 1.1m Palestinians living in the West Bank and Gaza will understand better the political realities of their position and drop their violent opposition to occupation.

In any event, a second war has now been added to the frightening spread of instability in the Middle East. Israel's invasion is potentially every bit as dangerous as the 20-month old war between Iraq and Iran and rightly pre-occupied the world's seven leading industrialised nations meeting in Versailles on Sunday.

The immediate danger in Lebanon is that Syria, which is backed by the Soviet Union, will be drawn into the fighting. This would have totally unpredictable results and certainly raises the real prospect of a super power confrontation.

The immediate, declared aim of the Israelis is to push the Palestinian guerrillas 40 kilometres back from the border so that their guns and rockets can no longer hit the Galilee region. But the Arabs suspect there is rather more to the invasion than that.

Mr Menahem Begin, Israel's Prime Minister, has long declared his desire to cut off "the evil arm of the Palestine Liberation Organisation." Israeli officials have made no secret of their desire to drive the armed Palestinians out of Lebanon altogether. Where they go is of little concern to the Israelis—either to Jordan, which Israel says is almost a Palestinian state anyway, or to Syria where they would be better controlled by the regime.

A decision to attack the PLO head on is a direct challenge to the wider Arab world. All Arab states recognise it as the sole legitimate representative of the Palestinian people. And the majority of Palestinians living under Israeli occupation on the West Bank and Gaza are similarly thought to accept the PLO.

A just settlement of the Palestinian issue is central to the declared policy of most Arab governments so it is difficult for those regimes to maintain their own credibility if they do not respond to Israel's action.

This is true for Syria and it is important, if in a rather different way, for countries such as Saudi Arabia and Kuwait. And it places President Hosni Mubarak of Egypt in an acutely difficult position.

He was seeking to act as the bridge between the Arab countries and Israel in the search for a comprehensive Middle East peace. To this end there were already signs of growing contacts between Egypt and the moderate Arab states. At the same time, Mr Mubarak was ready to play a positive role in support of the U.S. renewed attempt to negotiate a form of autonomy for the Palestinians on the West Bank and Gaza as provided by the Camp David agreements.

The Israeli invasion would appear to have pre-empted the possibility of those talks being resumed in the near future.

The Egyptian leader thus has the option of confining his anger at the Israeli invasion to words of condemnation, or of taking some form of action which would immediately run the risk of being interpreted by Israel as an abrogation of the peace treaty.

The position for the U.S. is even more grim. Its standing among Arab countries will have slumped still further. Few if any Arab leaders will believe that Washington neither knew about the invasion plan nor could not have stopped the military action had it so wished.

It is particularly ironic that only last week Mr Alexander Haig, the Secretary of State, should have spelled out American Middle East policy with special emphasis on a solution for Lebanon and the occupied territories. He did so shortly after Mr Ariel Sharon, the hard-line Israeli Defence Minister, visited Washington and the Pentagon revealed it had agreed to provide Israel with another 75 F-16 aircraft worth $2.5bn.

No less a mockery has been made of the role played by the United Nations troops in southern Lebanon. They took up position after the last Israeli invasion in March 1978 with the declared aim of creating a buffer zone along the border. The initial 6,000 men were denied taking up positions right on the border by the Israeli creation of a six-mile wide swathe of territory controlled by Major Saad Haddad, a renegade officer from the Lebanese Army.

The UN troops had some success in turning back attempts at infiltration by the PLO and their leftist allies but were swept aside on Sunday by the Israeli armoured columns which cut straight through their positions. The UN forces now find themselves absurdly behind Israeli lines.

The cost of these putative Israeli successes may only slowly emerge but nowhere will they be more gleefully seized upon than in Iran. Ayatollah Khomeini's victories in the war with Iraq have been presented as the first steps on the road to the liberation of Jerusalem.

At a time of widespread Arab humiliation and mounting dissatisfaction with existing regimes, the driving force of the Iranian revolution—Islamic fundamentalism and fierce anti-Americanism — is likely to appear all the more attractive.

It also, of course, provides fresh opportunities for the Soviet Union which no longer needs to search for Middle East clients. Amid the wreckage of Arab unity the balance of influence is swinging to the hard-line bloc which has the closest relations with Moscow.

Mr Haig may well have cause to recall his words in Chicago last week on the Middle East. "No region is less forgiving of political passivity." It is exactly that of which the United States will stand accused in many Arab countries today.

HOW THE REGION LINES UP

ISRAEL: Fought four wars against its Arab neighbours. Superb military, well equipped. Headed by Menahem Begin. Deeply conscious of Second World War holocaust, devoted to retention of West Bank which Mr Begin calls by Biblical names of Judea and Samaria. Unbending hostility to PLO. Return of Sinai to Egypt described as final concession in search of peace. Willing to take whatever action, regardless of world opinion, in defence of own interpretation of its security needs.

LEBANON: Small, scenically beautiful, once the jewel of the Middle East. Held up as example of inter communal harmony, centre of regional banking. Riven by 1975-76 civil war between Christian forces and Moslem leftists backed by Palestinians. Syria intervened to save Christians from defeat; later turned against them. Now anarchical; president and government have little authority. Feuding between different Arab groups. Country divided into areas of influence: Christian, Syrian, PLO, Moslem, etc.

PLO: Recognised at Arab summit as sole legitimate representative of all Palestinians. Headed by Yassir Arafat. Comprises several different factions: by far the largest is Arafat's Fatah. Engaged during 1970s in spectacular terrorist and guerrilla operations. Officially pledged to destruction of Israel but would trade recognition for a state on the occupied West Bank and Gaza. Has been winning increased diplomatic acceptance. Would lose most independence if thrown out of Lebanon.

SYRIA: Headed by President Hafez al-Assad since 1970, putting end to chronic series of coups. Prides itself as being heart of Arab nationalism. Fought fiercely against Israel in 1973 war. Opposed Egypt's peace overtures to Israel. Fears events in Lebanon may spill over. Lost faith in U.S. and in 1980 signed treaty with Soviet Union. Faces serious internal challenge from Moslem fundamentalists. Heads hardline bloc in Arab league. Supports Iran in war with Iraq.

JORDAN: Headed by the greatest survivor in the Arab world, King Hussein. Walks domestic and international tightrope. Lost West Bank and Jerusalem in 1967 war. Threw PLO guerrillas out in 1970 when they threatened his domestic control. Traditionally close to the U.S. Upset by Camp David accords. Has since distanced himself from Washington. May buy arms from Soviets. Backed Iraq in Gulf war. At loggerheads with Syria which is backing Iran. At least half population thinks itself Palestinian.

EGYPT: First Arab country to make peace with Israel. Biggest Arab population, natural political leader. Sadat expelled the Soviets in 1972, swung to U.S. after 1973 war with Israel. Now in receipt of over $2bn a year in U.S. military and economic aid. Sadat killed by Moslem extremists last October. President Mubarak pledged to stick by peace treaty. Regained last slice of Sinai from Israel at end of April. Wants to keep peace treaty but also get justice for Palestinians.

Men & Matters

A happy mien

Back briefly to those mysterious moves within the TUC to determine which General Council members get a ticket for the official visit to China later this year.

Readers will recall that last month's meeting decided that Alan Sapper, general secretary of the TV technicians' union, ACTT, and current TUC chairman, should head the delegation. Many of those voting, however, believed they were sending Frank Chapple, general secretary of the electricians' union and probable TUC chairman when the trip takes place.

Some anger was expressed about the confusion and vows were made to reverse the decision.

But a compromise of Confucian delicacy was reached at yesterday's meeting of the TUC's international committee. Both Sapper and Chapple will go—which should enliven things since they occupy widely separate positions within the Labour movement.

Harmony was not total, I regret. To make room for the present and future chairman, Clive Jenkins, ebullient leader of the white collar union ASTMS, was elbowed off the guest list.

He took the treatment philosophically. No, he told my reporter, he was not disappointed since he had recently been to the People's Republic on his own account.

Six little words

A coy little announcement yesterday confirmed what the American corporate world had been wanting to hear for nearly two years: Bill Agee, the dashing young chairman of Bendix, had finally married Mary Cunningham, his former vice-president of strategic planning. The two apparently tied the knot at a quiet ceremony in San Francisco at the weekend.

Only three months ago, Agee got the New York Times to publiesh an apology for an article suggesting that Cunningham's rapid rise at Bendix owed more to his favours than her business abilities. Cunningham quit Bendix 18 months ago because of the furore over her promotion, and she later got a job at Seagram, the Canadian drinks company whose corporate headquarters are in New York.

Agee's statement said in part: "There was no romantic involvement between Ms Cunningham and myself while she was employed at Bendix." The last six words were the operative part of the statement because as soon as she left Bendix, the two were frequently seen together at social functions and allowed themselves to be photographed holding hands. The first hint of marriage came in April.

The new Mr and Mrs Agee (it is the second marriage for both of them) will clearly belong to the mobile generation. With Mary in New York and Bill running Bendix out in Detroit, week-end commuting will certainly give their love wings.

Sweet talking

Now we know what sweetened relations between Margaret Thatcher and Ronald Reagan after their tiff over the Falklands resolution at the UN. It was jelly beans.

The U.S. President offered the Prime Minister a few from his daily bag during the Summit conference—and she liked them.

To ensure that relations between the two do not become soured again, an American radio station is sending Mrs Thatcher five pounds of the sweets. Downing Street has specified the Prime Minister's favourite flavours and is said to be "real excited" about the idea.

Lucky number?

Echoing what seems to be the mood of our times, the bells of the City's Royal Exchange will ring out again today with a rendering of "Rule Britannia."

Lord Mayor Sir Christopher Leaver this morning restarts the carillon—last heard briefly on the Royal Wedding Day—in regular use. It has been renovated by Gillett and Johnston for Guardian Royal Exchange Assurance as a contribution to City life.

For 300 years, at least, the bells of the Royal Exchange have been playing tunes like the Bluebells of Scotland and the Londonderry Air for Londoners who, it is claimed, appreciated them rather more than the sound of Bow Bells or those of St Paul's.

The present carillon, which will be heard three times a day, has 13 bells and can play 16 tunes, including "There's nae luck aboot the hoose."

Royal Exchange inhabitants, and prospective residents like mmebers of Liffe, the financial futures exchange, would be advised to look around them when they hear that tune. It was the last one played before the previous Royal Exchange burned down in 1838.

Double florin

The new 20 pence coin that comes into circulation tomorrow should be a help to youngsters with their geometry homework being, so I am told, an "equilateral curve heptagon" in shape.

But it is to be hoped it proves to be of more general value than its predecessor of that denomination, the double florin or four shilling piece introduced in 1887.

It was intended to serve as the equivalent to a dollar. But it was so near in size to the crown or five shilling piece that it completely confused the public. The coin came to be known as the "Barmaid's Ruin" from the number of ladies of that calling who were dismissed for gross carelessness in dispensing too much change with the drink.

Whether for the protection of barmaids or not, the coin was discontinued in 1890—though some of the 1888 and 1889 issues in which the second "I" of the Queen's name appeared as an inverted "1" are still sought by collectors.

Observer

Some of the worst wounds...

are the ones that don't show

It used to be called shell-shock. Now we know more. We know that there are limitations to the human mind.

Soldiers, Sailors and Airmen all risk mental breakdown from over-exposure to death and violence whilst in the service of our Country. Service... in keeping the peace in Northern Ireland no less than in making war.

We devote our efforts solely to the welfare of these men and women from all the Services. Men and women who have tried to give more than they could.

Some are only 19, a few are nearly 90 years of age.

We help them at home and in hospital. We run our own Convalescent Home and, for those who are homeless and cannot look after themselves in the community, our Hostel gives permanent accommodation. For others, a Veterans' Home where they can see out their days in peace.

These men and women have given their minds to their Country. If we are to help them, we must have funds. Do please help to repay this vast debt. It is owed by all of us.

"They've given more than they could — please give as much as you can."

EX-SERVICES MENTAL WELFARE SOCIETY
37 Thurloe Street, London SW7 2LL. Tel: 01-584 8688

FINANCIAL TIMES SURVEY

Tuesday, June 8, 1982

Small Business Systems

IBM leads the world in small business systems, but it faces a major challenge in maintaining leadership in a market increasingly dominated by smaller, cheaper machines.

Battleground of the computer sector

BY ALAN CANE

THE SMALL business systems sector has become the natural battleground for the computer wars of the early 1980s.

There is already a plethora of manufacturers, machines and distributors in the lists and more are joining up weekly. Everybody is agreed that the next few years will see a severe bout of rationalisation with the weakest going to the wall.

Over-trading and cash flow difficulties are expected to take their toll—in some cases, major small systems distributors and systems houses have vanished virtually overnight as credit lines tightened.

Battle is being joined on a number of different fronts simultaneously. In the computer business the traditional small systems suppliers are caught in a pincer movement between the mainframe computer manufacturers scurrying down market to maintain revenues, and the eager, aggressive microcomputer makers anxious to establish a beachhead on minicomputer territory.

At the technology level, the state of the art is 16-bit machines, computers which deal with binary digits (bits) 16 at a time. There is plenty of life left in the eight-bit market, however. These machines are slower than their 16-bit equivalents and less powerful, but special business programs (computer instructions) written to the 8-bit format are available in plenty.

On the horizon already are 32-bit microcomputers, machines based on a single silicon chip or a set of silicon chips which could rival the speed and power of a small mainframe.

For the customer, the battle is seen in less esoteric terms. He or she wants a reliable system that can be upgraded to a more powerful specification if the business expands or the technology changes.

He wants to be confident his supplier will not melt away, and he wants to know that if the system suffers faults, they will be put right quickly and at a reasonable price. He wonders whether it would not be simply cheaper and less harrowing to go to a computer bureau.

What *is* a small business system? It is a fair question, as definitions have become blurred in recent years with the increasing power and falling cost of computer hardware.

One definition is based on cost. A small business system will cost *at least* £1,600; all that sum would buy today is an Osborne 1 computer with some rudimentary software. That machine is made to a very competitive price, but to be realistic, customers should be thinking of spending between £5,000 and £50,000 to have a sensible system. (I have heard tales of perfectly sound senior executives in major businesses who thought they would be able to buy a system for, say, order processing for £500!)

It is less easy to make a distinction on hardware grounds. In earlier days there were mainframe computers whose power and size put them far out of the reach of the small business.

What these organisations could afford was a visible record computer (VRC), a simple computer which could carry out a restricted number of accounting and other functions. Philips is an example of a company which successfully installed thousands of VRCs.

The development of the minicomputer, smaller, cheaper but with a substantial proportion of the power of a mainframe put true computer power within the reach of most organisations. Companies like DEC, Data General and Wang dominated this phase of small business system development.

What changed the market irrevocably was the development of the business microcomputer ("desk top computer"), a machine which could be paid for out of the petty cash and which offered individual executives *personal* computer power.

It also brought the threat of data processing anarchy in many organisations as guidelines laid down by the data processing department were thrown aside by executives anxious to come to grips with their own computing.

Entrepreneurial, engineering-based companies such as Apple, Commodore and Tandy led this market sector. Now all the majors have their own "personal computer" offering.

IBM showed the way to 16-bit computing with its personal computer, launched last year. Now Digital Equipment, the largest manufacturer of minicomputers in the world, has followed suit and only last month Wang, the word processing giant, weighed in with its 16-bit offering.

According to the consultancy IDC Europa, the small business systems (sbs) market in Western Europe is growing at about 20 per cent a year. But traditional suppliers (minicomputer manufacturers) are taking a diminishing proportion of the revenue.

Suppliers

The list of companies supplying traditional sbs models includes the mainframers like IBM, Burroughs, NCR, Sperry Univac, and ICL. It includes minimanufacturers such as DEC, Data General, Philips, Kienzle, Nixdorf, Olivetti, Systime, Triumph-Adler and Wang.

In 1981, according to IDC, some 46,472 units were shipped to a value of US$1.75bn.

In 1987, it predicts that 122,977 units will be shipped to a value of US$ 5.23bn.

The UK market is expected to grow at the fastest rate of the four major Western European countries, according to IDC, despite the most competitive commercial sector. It says that sbs suppliers have been moving upmarket to avoid competition from the strong desktop vendors and low-end minicomputers sold through third parties.

It has meant changes in business strategy for the larger manufacturers. Sales techniques involving large numbers of highly trained salesmen and substantial support and maintenance operations are fine for systems worth US$1m or more. Selling hundreds of systems a month worth only US$10,000 or so is a different matter.

Minicomputer companies have traditionally done most of their business through OEMs (original equipment manufacturers) or systems houses, companies which may incorporate only the guts of the minicomputer in a system of their own design and carrying their label on the front panel.

In Britain, Systime is the leading example of a DEC OEM, incorporating the processor boards and operating systems used in DEC's PDP ranges in its own computers.

Minicomputer makers use business systems houses to distribute their products, software and systems specialist which build complete applications on to standard hardware.

Mr Simon Pearce of IDC points out: "Due to the high level of competition in the standard product area, a number of such business systems houses found it necessary to become more specialised in order to achieve sufficient growth."

"It is the specialised business systems houses who seem to be achieving the highest growth."

This bears out an old principle of success in data processing; the best systems are designed and written by people with an intimate knowledge of the task they are supposed to fulfil. Business houses which specialise in specific areas enhance their own reputation for competence and improve their competitiveness.

Manufacturers gained the advantage of selling into specialised application areas—grain sales or farm feed control, for example, that would be difficult to penetrate by direct sales methods.

Estimates are that the proportion of total minicomputer revenues raised in Western Europe through business systems houses activities will increase from 13 per cent (US$ 277m) in 1981 to 19 per cent (US$ 976m) in 1986.

Mainframe manufacturers have special problems in the sbs market.

IBM leads the world in sbs as it does in mainframes. At the end of 1981, its installed base in Western Europe was worth US$ 1,634m representing a quarter of the total. Olivetti was second with US$ 792m, and Nixdorf third with US$ 715m. But the average value of an IBM installation was US$ 72.3 compared with US$ 16.0 for Olivetti and US$ 54.8 for Nixdorf.

Problem

This illustrates graphically IBM's problems in maintaining market leadership in a market increasingly dominated by the smaller, cheaper machines.

It has introduced its desk top computer — which seems to be attracting good notices — and it has announced a new small computer, the System 23 Datamaster which combines word processing with data processing.

It has also embarked on a series of marketing gambits that are quite foreign to its customary conservative nature.

It will sell its personal computer through dealership and its own High Street stores, it has taken space to display and sell its wares in banks and it will agree to complementary bidding for orders with business systems houses. It produces a catalogue of non-IBM sbs software and a catalogue of office products which can be ordered by telephone. In the U.S. it has "remarketing" agreements with business software houses for the System 23 Datamaster.

Mainframe manufacturers are also finding it more sensible to licence sbs technology from a bright new company than to develop their own.

Convergent Technology is one such company. Based in Silicon Valley in California, it makes a highly innovative and powerful sbs. The industrial design work was carried out by the UK-based Bill Moggeridge Associates.

It is available in Britain from Computer Technology, the exclusive distributor. It is also available from Burroughs as the Burroughs B20 sbs and from NCR in the U.S. as the NCR WorkSaver.

Third party sales arrangements, new distributorships, badge labelling and a spectrum of marketing techniques new to the computer industry are becoming common in the sbs marketplace.

Sbs computers may lack the excitement of the big mainframes — but how they are being sold has become a fascinating story.

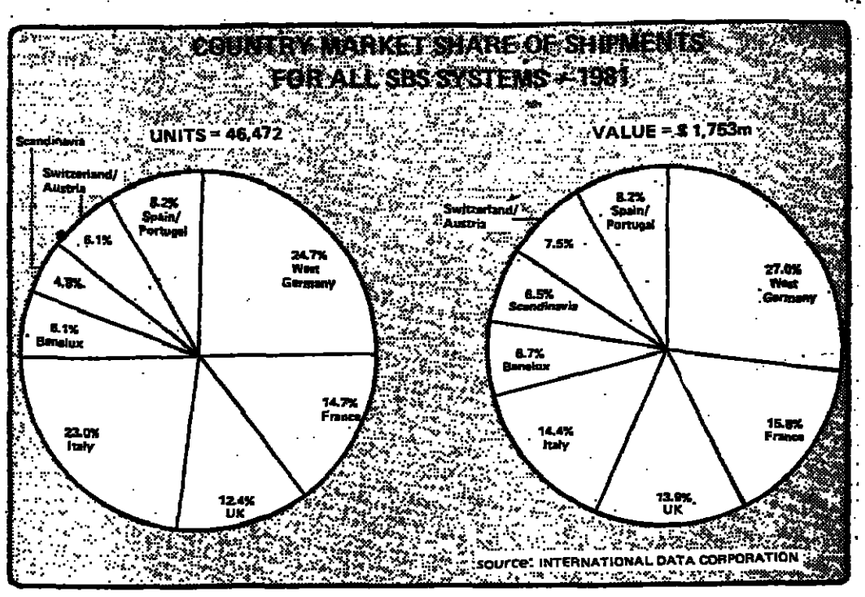

CONTENTS

Minicomputers versus microcomputers	II
Bureaux: big changes are under way	II
Key questions on software options	III
Growing range of software packages	III
How to choose the right computer	IV
The race among the manufacturers	V
Case studies in systems' applications	VI
Major suppliers: units installed	VI
Market for data-exchange devices	VII
Leading SBS models	VII
Memory: rapid changes in technology	VIII
Profile: Allied Business Systems	VIII

AVOID HEADACHES RUNNING THE OFFICE. GET A NEW BRAIN.

Trying to co-ordinate your work flow can be a real pain but we've found a painkiller that'll give every company boss instant relief.

The S6000 is a new multi-work station computer that employs a unique monitoring system.

It's known as the British Olivetti System Supervisor.

At Olivetti we simply call it 'Boss'.

It's an advanced system that manages all your information processing by monitoring its work load from several workstations and allocating priorities.

Boss does this by allowing stations to communicate between each other via their VDU's by simply printing out messages on their screen.

However it ensures absolute confidentiality because it only gives individuals access to information relevant to their needs.

So the warehouseman knows about stock control, not about the MD's private sales forecasts.

The S6000 is a very advanced system, but it's also extremely simple to operate.

It's 'user friendly', so you won't need an office full of Einsteins to operate it. (Or a data processing manager to schedule it.)

THE OLIVETTI S6000 MULTI-WORK STATION COMPUTER

But the S6000 has a whole variety of talents that make it perfectly suited for small businesses.

If you wish to select customers according to their size, billings or location, it'll do it for you at the press of a button.

Or it can give you an instant summary of your customers' accounts by entering the merest snippet of information like a telephone number.

And unlike many systems you don't have to wait for it to finish one job before asking it to start another.

The S6000 can happily perform several different tasks simultaneously.

It'll even look over all its circuits every morning to check if there are any potential problems.

The great advantage though of the S6000 is that it's a modular system, so it can grow as your business grows.

That means it won't be out of date in six months time.

And each time an extra workstation is installed, the S6000 won't lose its speed and efficiency.

With its offer of fast, flexible co-ordinated decision-making the S6000 can be a formidable member of any company.

In fact, when the S6000 starts working for you, you'll wonder how you ever managed before.

For more information on the S6000 send this coupon to Valerie Belfer, British Olivetti Ltd., Olivetti House, PO Box 89, 86-88 Upper Richmond Road, London SW15 2UR.

Name _____

Position _____

Company _____

Address _____

_____ Tel: _____ FT9/6/82

olivetti
BUSINESS SYSTEMS

Minicomputers led the small business systems revolution—now micros seem to be a cost-effective solution, in many cases. But are these tiny machines up to the job? Elaine Williams examines the options.

Trend towards microcomputers

MOST PROSPECTIVE users of small business systems hope to find equipment which is not only low cost, but which also will match their needs exactly and be very simple to use. Rarely, if ever, do they find the perfect machine.

However the range of small business systems from which a company can choose is vast—it includes the latest personal microcomputers, which sit comfortably on a desk, to a minicomputer such as the Burroughs 800 which occupies a small room.

The miniaturisation of electronic circuitry is continuing to have its effect on the computer market by providing small but more powerful systems so that it is often difficult to decide when a minicomputer-based system is superior to the latest powerful microcomputers.

There are, of course, many grey areas of application with the result that it is not an easy task to decide between a microcomputer or a minicomputer.

Consideration must be given to the extent to which the computer is to be used — whether, for example, it will be used only for one application, such as accounting and stock control; how much information needs to be stored; how many people need access to the system and whether it needs to be linked to any other computer system.

The answers to the above questions are also related to the size of the small business and the existing reliance on computing.

Another important question which determines which system to choose is "How much interactivity with the computer do you require?" because a large amount of direct computing requires a large amount of storage space and slows down a microcomputer's response.

In addition, the number of terminals which are linked to the system will determine the size of the computer to provide an adequate service.

One can already see that the trend is swinging towards the microcomputer because of the rush of new products into the market. IBM committed itself about a year ago, DEC announced a flurry of new personal business computers in early May while Sony followed with its first microcomputer a few weeks later.

Microcomputers are considered to be at the same stage in their development as minicomputers were in the early 1970s. The microcomputers are becoming a serious challenge to the larger systems but often lack the software support. However such a shortcoming is likely to be remedied before long.

In fact, efforts to produce the type of computer programs for business previously only available on mini computers has been stepped up in recent months and several microcomputer manufacturers such as Tandy, place almost as much emphasis on the software they offer with their machine as they do on the attributes of their hardware.

DEC's new machine also comes equipped with modified versions of programs which were originally developed for larger mainframe systems. To provide this, DEC signed an agreement with Applied Data Research in the U.S. This is among the largest software houses which has concentrated on developing software for IBM and DEC mainframe computers.

Scaling down the powerful business programs such as financial modelling run on large systems so that it is able to run on microcomputers also indicates a possible direction of the so-called office of the future. With compatible microcomputers and mainframe software will come an integration of the network. A manager will be able to have powerful microcomputers on their desks to provide specialised computing directly related to his job, backed by the more comprehensive and more powerful mainframe system when needed.

When small personal computers came onto the market, manufacturers were not quite sure where the main market could be. It turned out that the majority of the applications were in business followed by a healthy interest from the educational world.

Even so, the criticism for those early machines was the lack of software so that a small business executive had to spend a lot of time learning about computers and programming before any benefit could be gained.

In general software programmes for minicomputer systems are specially tailored to the needs of the company—hence the system is very expensive. In addition good back-up from the equipment supplier is usually needed to ensure that service is quick enough to ensure that the sytem does not fail for long.

Origins

When looking at the emergence of the personal computer for the business world it is possible to trace its origin to three main sources. Some are upgrades of personal computers sold by Apple, Tandy, Commodore and the like. Some are the creations of a new wave of entrepreneurs backed by venture capitalists.

The third and most recent trend is to condense minicomputers into personal computer systems but giving them the tag of advanced work stations, with the aim of getting the executive—whether his discipline is law, tax, engineering or marketing—to become more involved in the computer side of the business.

To attract business users the microcomputer manufacturers have realised that their systems must be simple to operate with computing languages which have ordinary English commands.

In addition, a major selling point will be the ability to carry out several tasks simultaneously. Another attraction for customers is a good graphic capability.

Today few machines meet these aims completely although some nearly do at prices which are a fraction of the cost of their minicomputer rivals.

Word processing, financial and management planning are among the more popular applications for the microcomputer. Increasingly there are demands on suppliers to offer better graphics packages so that a manager can present reports in a more visually appealing form.

When the prices of acoustic couplers—which provide the link between a computer and the telephone network—fall, the potential for communication between microcomputers and larger data base information computers such as Prestel and private viewdata systems are likely to be fulfilled.

Analysts reckon that there is a trend towards work stations—based on 16 bit microprocessors—which began with the introduction of the IBM personal computer last year. This has been followed by introductions from Tandy and more recently DEC with its "rainbow machine."

To conclude, it seems that the advance in microcomputing is simply an extension of the sort of developments which produced the minicomputer out of the large mainframe systems. The big reductions in costs which have resulted mean that the decision of which system to buy is based increasingly on the availability of software for the machine and its suitability for the business application.

MAJOR VENDORS—RANKING BY COUNTRY

West Germany	France	UK	Italy	Benelux	Scandinavia	Switz./Aust.	Spain/Port
IBM	IBM	IBM	Olivetti	Wang	IBM	IBM	IBM
Nixdorf	Olivetti	Burroughs	IBM	IBM	Ericsson	NCR	NCR
Kienzle	NCR	Systime		Philips	Wang	Philips	Olivetti
Wang	Burroughs	Olivetti		Nixdorf	Burroughs	Nixdorf	Philips
Triumph-Adler	Nixdorf	DEC		NCR	Nixdorf		Nixdorf

Source: International Data Corporation.

Olivetti, among leading data processing equipment suppliers in Europe, feels that "the mini and micro can live alongside each other" and this is why the company has recently extended its product line with the inclusion of the M20 personal computer, above

Bureaux offer "worry-free computing at a price you can afford". Some will give you your own machine. Alan Cane looks at the variety of services now available.

Bureaux making big changes

THE SMALL business systems market hardly existed a decade ago. If a company wanted to computerise its operations without going to the expense of a mainframe computer, it turned to a bureau, an organisation with its own computer and computer staff which was in business to sell its computing services.

There are still attractive arguments for using a computer bureau today. Mr Nick Scholfield, main board director for CMG, one of the UK's most active computing services companies points out that coming to terms with a computer places a heavy demand on human resources.

"By and large, it is still true that, no matter what claims are made for ease of use in any system, there will have to be a considerable investment in time. Now companies are in business to sell their products rather than administer computer systems and, when a company is small and growing quickly, time will be at a premium.

"The smaller systems, with their comparatively restricted range of operations, will prove more time-consuming than the larger systems."

The bureaux argue they can offer their users freedom from anxieties about technology and about operating the system.

Mr Rick Whiteman, marketing controller for Centre-file, the National Westminster computer bureau subsidiary and one of the largest payroll operations in the country, says: "A bureau user gets a total service. The bureau will provide both hardware and software. It will implement the system and provide maintenance. It will continue to hold the customer's hand and provide the necessary support if anything goes wrong."

But the bureaux are going through major changes forced on them by the falling cost of computer hardware. When the physical computer was expensive it made sense to go to a bureau for computing power. When a computer can be had for little more than the cost of an accounting machine, does the same logic hold?

Competition

The bureaux have found, to their chagrin, that it does not. Growth rates for the bureaux business have been less than for the computer industry in general over the past few years, despite the fact that there is plenty of work about.

The main competition for the bureaux these days, in fact, is not each other but the company which wants its own machine.

So the bureaux have responded by supplying their customers with machines in a variety of guises. Mr Philip Wainwright, managing director of Geest Computer Services, says: "Two years ago, we were 100 per cent bureau. Now about half our turnover comes from hardware sales."

But all the sensible computer companies have realised that what the customer needs most of all is hand-holding. So the bureaux sell hardware but promise their traditional customer services in software support and maintenance on top. It may cost more than buying a computer from a high street store but most customers should be prepared to spend the extra for peace of mind.

Computer manufacturers, on the other hand, can see their profit margins eroded as hardware costs fall and they are moving into services to maintain profitability.

Forward looking bureaux now offer permutations on at least six basic services.

- Traditional batch. This is the oldest of bureaux services. The customer sends his business information to the bureau's computer centre where it is coded, processed and returned as computer print-out.
- Remote batch. A principal trend in bureau computing is teleprocessing. The customer has a terminal on his premises which is used to send business data over the telephone lines to the computer centre. Once printed out at the centre (now that high-speed page printers are in vogue, neatly printed A4 sheets are replacing unreadable continuous stationary) or sent back down the lines to be printed out on the customer's own printer.

Information

- Interactive: This means the customer is able to hold a "conversation" with the bureau computer using his in-house terminal. The customer can ask for specific pieces of information, use modelling programs to test business strategies and bring his files up to date. It is more expensive than batch or remote batch—but the service is instantaneous.
- Computer provision: This can take several forms. The innovator here was the U.S. bureau ADP which took the bold step a few years ago of offering its customers a small mainframe—the DEC 20/20—on their own premises. The name ADP gave to this approach, "On-site," has become virtually generic in the industry.

Now bureaux are offering small mainframes, minicomputers and micros as adjuncts to their traditional services.

Geest, for example, has just launched its own microcomputer, a small machine which can handle up to four screens built by NNC Electronics of California.

The company has taken what might be seen as a novel approach—the machine handles data bits only eight at a time compared with the 16-bit machines which are at the sharp edge of the technology these days. Mr Wainwright, of Geest says: "We looked at the 16-bit alternatives and decided we would be better off with an 8-bit machine, especially because of all the software that has already been written for these computers.

"This computer is already in use with the U.S. Navy and it is very reliable. Furthermore, when the time comes it can be upgraded to a 16-bit machine."

Giving a customer his own machine solves two problems. It puts a ceiling on the amount the customer has to spend with the bureau as the machine is fixed-cost while bureau services tend to be related to central processor usage; and it keeps the customer in the bureau fold.

Everybody with a computer system runs out of capacity sooner or later and the bureau is there ready to offer advice and computing time to overcome the crisis and an upgrade to the system.

- Computer share. This is a variation both on conventional time-sharing and machine provision. The bureau owns and operates the computer—often a small machine such as a Texas Instruments minicomputer or a DEC—and sells or leases a fixed proportion of the machine to the customer.

The customer has as much use of his portion of the machine as he wants. Again, there is a ceiling on his costs. When he runs out of capacity, the bureau can provide him with a turnkey system based on the same machine that he had been using. So the customer gets computing experience in a comparatively painless way and the bureau keeps another customer away from the computer distributors.

- Turnkey systems. This is a term for the installation of a total computing system, hardware and software complete and ready to run "at the turn of a key." The turnkey machine is often the same at that used by the bureau so a customer starting with a bureau service has no learning curve to ascend on taking delivery of his own system. Centrefile, for example, runs its interactive service Timelink on a big DEC mini, the 11/70. It will provide turnkey systems based on the 11/23.

Ingenious

This list of six is not exhaustive and bureau operators are ingenious at ringing the changes on the basic variations.

There is, for example, facilities management where a computer owned by a company is operated by the bureau on behalf of the owner—including selling off spare capacity at a profit.

Mr Rick Whiteman, who is chairman of the Computing Services Association Bureau Business Interest Group as well as marketing controller for Centrefile says that an organisation like Centrefile is equipped to deal with payroll for companies with as few as five people or with less than £100,000 annual turnover.

The kind of customer who could make use of a small business system is still, despite all the publicity, often wary of computers. For such a customer, a bureau could provide the answer. Says Mr Whiteman: "A new user has a lot to learn."

SANYO GIVE YOU ALL THE MACHINERY OF BUSINESS

These are just a few of Sanyo's business machines; all made to make your business more efficient. From the basic calculator to the sophisticated micro computer, you won't find more advanced technology. What's more you won't find better value.

If you'd like details of the complete range fill in the coupon below.

SEE SANYO, THEN DECIDE SANYO

Please send me full details of the Sanyo 1982 Business Machines range. I am particularly interested in (please tick):–
Micro computers ☐ Calculators ☐ Telephone Answering Machines ☐ Electronic cash registers ☐ Dictating and transcribing machines ☐
Name_____ Company_____ Address_____ Tel No._____
Send to Marketing Dept, Sanyo Marubeni UK Ltd., 8 Greycaine Road, Watford, Herts, or Tel: Watford 46363. FT2

PROFESSIONAL SYSTEMS FROM POSITRON

If you need a microcomputer system that
—expands easily as your requirements grow
—allows several users to work simultaneously
—carries out many tasks concurrently
—supports data processing, word processing, viewdata, Prestel communications
—is designed, built and supported in the UK
THEN FIND OUT MORE ABOUT POSITRON SYSTEMS
POSITRON COMPUTERS LIMITED
Unit 16, Dragon Trading Estate
Newton-le-Willows, Lancashire WA12 9XQ
Tel: 09252 28828

Effective, trouble-free software is the key to small business computing

Important questions on software options

IT WOULD be very useful if the businessmen who are currently contemplating their first computer system could learn a lesson from the past.

It should be easy enough to look back to those larger companies that pioneered automated business systems, scale the problem down a bit, and derive a feasible formula for success.

Many of the business problems are the same, small and large companies operate in the same environment and they are increasingly turning to the same machinery to solve their problems.

That machinery is, of course, the microcomputer and the problem that confronts all businesses is that of getting it to contribute cost effectively to the running of the business.

The fact that many larger companies are buying in microcomputers, at least as an addition to their larger machines, suggests that the past perhaps has no lessons to give.

If the pioneers of computing have solved all of their problems *why are they buying yet* more computing power?

What makes it difficult has nothing to do with the machinery, however. It has to do with the driving force within the machinery—the software.

All machinery requires guidance from a human agent. In a motor car this takes the form of direct handling of the controls—the human agent has the opportunity to guide the vehicle "hands on" or "on line." A computer is not as flexible. Its guidance in the form of programs (for which software is a collective term) has to be given in advance.

A brief contemplation of all of the gear changes, steering wheel movements and so on, needed to guide a car on a short shopping expedition, will give some idea of how complex a program can be.

The story does not end there. A computer program is only a translation of something far more formidable. In a business environment, it is a translation of the business system into static, mathematical terms.

So, before writing a program to, say, print a list of customers, a great deal of work has to be applied to understanding the way the customer lists works — questions such as: what length is the customer name? Should the address be included? Should they be printed in alphabetical order, account number sequence or by geographical region?

All these questions need to be asked. This is traditionally the role of the systems analyst *who, in consultation with the* people who will use the system, takes all of this information and moulds it into a coherent form. A significant number of steps later, this should emerge as the system that the user wanted.

Many larger companies are turning to microcomputers because often the system was nothing like what the user wanted. They are presumably in the same position as the small business approaching automation for the first time.

Alternatives

There are three major options open to both groups of people.

- They can look for a software package — a sort of do-it-yourself kit with all parts and instructions supplied.
- They can grit their teeth and do it entirely on their own.
- They can purchase the services of an expert.

Software packages for micros offer the same advantages as those on larger machines. They usually comprise a set of programs thrown together under a heading such as "accounting system" or "stock control," a manual on how to set the programs up and a telephone number to ring in case of trouble.

They vary in price from a few pounds to a few thousand pounds and cover most common applications by now.

Their main advantage is that they have been tried before *and cost little, relative to the* price of the machine.

Their main disadvantage is that they are not very flexible and sometimes do not fit the business problem they are implemented to solve.

Since changing a package — even in an apparently trivial way — means bringing in the expert, packaged software must be pretty much what the user wants to start with — or it can prove very expensive.

Expertise is always costly and the demand for good software expertise at the moment makes it doubly so.

Making an inflexible software package fit, requires good software expertise.

So, of course, does the third option that is open to micro users. Where there is no package software available, it will *usually be the first choice and* is sometimes called "bespoke" software.

Traditionally, a software consultancy would wheel in a whole hierarchy of experts to build a bespoke software system. A senior consultant will arrive and assess the direction of the company, its policies, its management and the problem to be solved.

After due deliberation he will produce a feasibility study, making recommendations on the type of machine to purchase, the cost of programming it and many more detailed proposals right down to where to put the visual display units.

He will be followed by a procession of analysts, designers, senior programmers, pro*grammers—all dedicated to* solving the problem.

In the early 1970s, this would have cost anything from £20,000 to £½m. Relative to the cost of the machinery, this *would* be seen as a necessary though trivial outlay.

But now that machine costs have come down so much, such figures are scrutinised far more closely and every effort is made to keep them as low as possible.

Despite this, they are still not low enough to appeal to the small business purely from a cost point of view. This is not the only way of doing it—programs can be written by less expensive organisations.

Mr John Hale, who recently made the transition from the established data processing community to become managing director of the Maidenhead-based micro-package vendor, Peachtree, reckons this to be a good option.

"There are two types of computer hardware dealer emerging. The first is not interested in the software at all and will just sell the kit and the packages. The second offers some sort of programming expertise," he commented.

Mr Hale went on to warn against trying to modify a package too much: "You could end up paying more for the software than the machine."

The second option—carefully left until last — puts the onus fairly and squarely on the shoulders of the person who wants the system — known in computerese as the "user." As might be expected, all of the experts agree that this is not a good thing.

The arguments against building your system from scratch, without the help of experts, are overwhelming.

Mr Peter Hewitt of the highly successful UK firm, Microfocus, commented: "I do not believe in non-software people building systems. The people who have been sitting down with the problem for the last 15 years have enough difficulty getting it right. There are just not the tools available to do it."

Mr Hale added: "I am not *convinced it is viable — why* should programming a micro be any easier than a mini or a mainframe. Even implementing packages people underestimate the time required to get it right."

Both Peter Hewitt and John Hale admit that they are prejudiced — after all both of their companies specialise in selling packages.

But then there are packages which supposedly enable you to build your own system without recourse to experts.

Phenomenon

Last summer saw the birth of a new phenomenon on the software scene. Nobody had thought to apply the full marketing treatment to a piece of software before the Last One stole the headlines.

Purporting to offer the final solution to the programming problem, the Last One excited interest throughout the computer community.

The excitement was intensified by keeping the product secret until the very last minute. Rather than being the final solution, the package turned out to be merely a rehash of an old idea that had been tried out for some time in the established computer industry.

In the long term, there are possible solutions beginning to surface which might make it feasible for the user to do it himself. The sort of initiative that the Japanese have taken in attempting to build "intelligent" machines in the Fifth Generation project could lead to computers which not only program themselves, but also aid in the design process.

In the short term, however, there are no instant solutions and the microcomputer user is stuck with buying a package that "sort of fits the job," spending a great deal of money on experts or spending a great deal of time on learning about the craft of building software himself.

There is, of course, a further option. Forget about computers altogether—sometimes this can be the most practical one of all, though it is likely not to be so much fun.

Philip Manchester

The IBM Personal Computer becomes an individualised word processing centre with the addition of its optional printer and *text management software. It will store letters,* manuscripts and other text for on-screen editing and rapid reproduction on the printer. The system can also be used for accounting, mathematical and home entertainment applications.

Richard Sharpe examines the ranges of packaged software available

Five rules for prospective users

BUSINESSMEN do not make the capital investment in a small business computer merely so that they can set up a data processing centre with operators, programmers and data processing managers.

The motivation of customers in this fast-growing market is to gain, as soon as possible, the increased business productivity *that computerisation promises.*

But the actual small business computer that they buy—the screens and keyboards all run by the processor and storage devices and printers—is so much scrap metal without programs (to use the computer industry spelling) of instructions to undertake the work of invoice generation or payroll calculation.

Small business computers come with their own programming languages, special dialects of instructions which can be strung together to get the desired output.

Writing programms, however, is a costly and time consuming business—so costly and time consuming that it has become a major headache for big computer users across the world.

How much better, therefore, that the programs of instructions should already have been written for the particular application that the user wants.

Such pre-written programs are called software packages and an increasingly large range of them are available on the *small business computers now* on sale.

Accounting is the single biggest problem that small businesses face, so it is natural that the greatest variety of packages for small business computers fall into this area.

General and purchase ledgers, accounts receivable, accounts payable, asset accounting, billing and fully integrated accounting systems are all regular features for small business computers.

The best packages, from the user's point of view, are those that are easy to install, flexible and easy to run.

Installation of a package often means that the users must *decide, in advance, just what* they want from the package—how they want the screen to be laid out, in what order they want their printout, at what points they want to be warned about inventory levels or credit overruns.

Choice

In choosing a small business computer, the vast majority of users have found that it is best to choose the software before deciding on the actual computer which will run the system—that way they get the packages they want, the packages which will best fit into their existing business routines, instead of getting the packages that happen to run on the most attractive pieces of computer equipment.

As the package is pre-written it is not built to each user's specifications. It is just like buying a suit off-the-peg—if the user's existing business routines are standard then the likelihood is that the package will not call for a total upheaval of office *routines to accommodate the* new small business computer; if, however, they are routines refined to the user's particular needs then the package will face the user with the task of fitting into its demands rather than vice versa.

So, prospective users have, *over the years, learned to seek* out existing users with the same type of demands to see what type of packages they already use.

Equally, prospective users are well advised to see a complete run through of the proposed package before committing their organisation to it; this should include showing the staff who will be working the system the proposed package for their comments.

The range of packages is growing all the time. One of the standard reference books for *packaged software, the Inter*national Directory of Software, listed over 4,000 packages for all types of computers in its latest edition. Over 2,600 of these packages are pre-written programs to run user's applications, the others are routines to control the computer or get the

CONTINUED ON NEXT PAGE

Every busy director deserves a personal assistant.

"But I've already got one...my secretary," you may be saying.

True, but does she have the time to give you all the help you need?

Many secretaries are so bogged down with day-to-day correspondence, reports, minutes and so on they just don't have the time to be personal assistants as well.

We don't think a person in your position should have to worry about these problems.



So we've come up with the answer.

The new Bitsy Secretaire.

This is a specially developed word processor which can speed up all routine 'chores' quite dramatically, so your secretary will have plenty of time to give you all the help you need.

With a minimum of training she can produce letters, reports, minutes with much less effort.

And like our other systems, we've designed the Bitsy Secretaire with the secretary in mind.

It's simple to learn, has easy control instructions, even a special screen with brightness control that tilts so your secretary can adjust it to suit herself.

So don't let your work get on top of you. The Bitsy Secretaire will give your secretary the time to be your personal assistant. After all...you deserve a helping hand.

PLEASE SEND ME FURTHER DETAILS ON THE BITSY SECRETAIRE.

NAME _____ POSITION _____ COMPANY _____

TYPE OF BUSINESS _____ ADDRESS _____

TELEPHONE _____ FT.8/6/82

Send to: Office and Electronic Machines PLC, 140-154 Borough High Street, London SE1 1LH. Tel: 01-407 3191.

A DIVISION OF THE O=M GROUP OF COMPANIES

ADLER & IMPERIAL INFORMATION SYSTEMS

The computer that grows from a promising junior to a seasoned executive

If your company's annual turnover is between £½m and £10m, then your accounting, distribution and inventory systems would benefit from an in-house computer.

For you in particular, the choice of the right computer may well have proved a problem. You need more than a 'desk-top' computer, but don't require, nor do you have the expertise to operate, a mainframe installation.

Your staff may be hostile to an unknown technology that threatens to outpace their own abilities.

Clearly what is needed is a system that is flexible, able to be installed at any size, yet with the potential to grow – a system that is not only easily understood and used, but extends the capabilities of your staff – perhaps most important, a system that can be tailored specifically to suit your business.

Trivector can provide precisely the system. It combines the CLAUDIUS program for Accounting, Distribution and Inventory with our own British designed and built computer TRITON 4A.

The package offers a computer that can grow from a basic single terminal, single printer installation to one with 128 Megabytes of memory, enabling 16 terminals and 8 printers to be used simultaneously for individual tasks. Phone, write or send off the coupon and we will arrange a demonstration in your office.

Trivector Commerce Ltd

Sunderland Road, Sandy,
Bedfordshire SG19 1RB
Telephone 0767 82222
Telex 825478

☐ *Please send me full information*
☐ *Please contact me to arrange a demonstration.*

Name _____
Position _____
Company _____
Address _____
_____
Tel. _____

SMALL BUSINESS SYSTEMS IV

Guy Kewney looks at the changing picture in computer retailing

How to choose the right computer

THE GREATEST single problem that most computer customers have with retailers is not the quality of the retailer, but the quality of the customer.

The majority of the people who sell retail computers probably started out in the business because they wanted a computer of their own — not because they had a lifelong yearning to run a shop.

This fact explains several of the strange features of the microcomputer industry — aspects which would otherwise seem purely irrational.

It explains why retail margins are so low; why prices are, nonetheless, so high; why some retailers have shop fronts hidden behind lace curtains; why they fail to sell essential equipment which their customers obviously need; why advertising is haphazard; and why after-sales service is sometimes either excessive or neglected. It explains why retailers have so little idea of how to hire staff, manage warehousing, or find customers.

But it does not explain everything about computer retailing, because the picture is changing. Today, the big consumer equipment chains and office equipment people are starting to realise that, after all, the cheap computer is not another skateboard phenomenon, and might even be a profitable consumer durable with interesting after-sales revenue possibilities.

These people, ranging from Currys to W. H. Smith, suffer from the other disadvantage—that of thinking that a computer should be capable of being sold like a washing machine or hi-fi —simply switch on and enjoy it.

As a customer, the way to avoid coming to grief at the hands of either of these extremes in the retail trade, is straightforward enough, if not simple. It is: extrapolate from your experience in purchasing motor-cars. And get informed first.

As with a motor-car, you must expect to find dealers who offer the same machine at different prices. You must expect, occasionally, to find special offers. And when a bargain comes along, you must weigh up the advantage of a lower price against possible hazards of dealing with a supplier you do not know too well.

But, most of all, accept that the business is one like any other, and that *caveat emptor* should be your motto—because the retailer is in business to shift capital equipment through his financial system, and not to provide a consultancy service.

Now perhaps it is a good idea to consider your reaction to somebody who, some 20 years ago, might have mentioned to you, as an aside in conversation, that they were thinking of buying a car from the neighbourhood mechanic.

The conversation could perhaps have gone like this:—

"Yes, he has it available through some lucky deals, and I can have it for no more than 20 per cent of the book rate, which is pretty good."

"Oh, really? I'd heard they weren't selling too well — only 400 in the whole of Detroit, in fact."

"Yes, the first few have been snapped up, and they're hand crafted, I gather. Beautiful bit of machinery, a full four cylinders, burns ptrol, and has an accelerator, brake and everything. He'll even tell me how to drive it, free of charge, and has offered to throw in a do-it-yourself driving course for £10."

"Don't you drive, then?"

"Not yet, but the machine has all the necessary controls, and once you've got it, you can get a thing called a licence, and after that you can drive it anywhere — even to France, you know."

The parallels are more precise than one might think.

Too many over-priced machines (which happen to be the model for which the ignorant dealer signed an exclusive import contract) are sold to the ignorant buyer on the strength of having "a full 64 K of memory, you know," or "able to run Basic" — machines which are, in fact, unreliable, slow and hopelessly underequipped with vital software.

Just as an example, consider the standard modern CP/M machine, available through only a couple of dozen retailers in Briain. It costs around £1,600, incinding two 100 Kbyte disk drives, CP/M, plus software packages called Wordstar, (a text processor and editor); Supercalc, (a financial modelling package); two versions of Basic, and several utilities, plus the option of a small utility screen, or a larger standard model—plus the necessary sockets into which printers, telecommunication and other remote devices can be plugged.

Any dealer who cannot supply that machine (the Osborne) will have to make do with what he has. It may be something that was, previously, a very good deal—he may happily display the now ageing Superbrain, and explain that it "has two processors" as though this made it somehow twice as good, or sell the even more antique (though classic) Apple without any mention of the large number of extra components and software items necessary before it can be used.

There was once an Austin which was advertised as doing "100 miles an hour, 100 miles to the gallon, and costs £100."

True, there was a model which had been souped up to do 100 mph. And another had been adapted under extremely specialised conditions to use a gallon over 100 miles. And the cheapest version, without necessary extras, did cost nearly £100. But not all at once!

Similarly, older microcomputers can be "dressed up" to appear competitive with more modern designs—and a dealer who does not have a modern machine has no choice but to play that trick.

Unfortunately, sensible businessmen who would no more have paid money for a car without knowing how to drive than they would have bought Brooklyn Bridge from a shoeshine boy, believe that microcomputers are, all by themselves, an automatic solution, and that the solution can be invoked, somehow, by turning the thing on and listening.

Watchdog

The Computer Retailers' Association exists because this is not possible—it is the self-appointed trade watchdog. It is fair to say that the CRA now prevents, or at least inhibits, the worst excesses of the unscrupulous—and that the display of a CRA badge is some guide to the likely ethics of a retailer.

But retailers of computers, unfortunately, are caught between myth and reality.

Myth says that computers are cheap—and indeed they are, by comparison with the institutionalised minicomputers of ten years ago. But in real terms, they are over-engineered, and carry too small a retail margin.

As long as the manufacturing industry is happy to set up a production line which can reach a maximum output of a few hundred a year, and regard this as "mass" production, microcomputers (with a few exceptions) will cost around 60 per cent or in some cases, more of their street price to produce. Import duties and costs, distribution and marketing overheads, and inevitable mechanical support, means that most retailers struggle to make 20 to 30 per cent profit.

Until true mass production gets started in more companies than Osborne computer, retail than Osborne computer, retailers will have to concentrate on passing equipment through their hands as fast as possible, with crossed fingers.

As an example of the pressure on the retailer, it is worth mentioning a would-be customer who recently persuaded a supplier to loan him a machine for a month on approval. With the machine there should have been a vital program, known as the operating system, without which the hardware was useless junk. By accident, the operating system was not supplied.

The customer had the machine for two months, during which time the operating system was not supplied. After the first month, the customer asked for it to be removed. At the end of the second, a bill arrived.

The customer naturally dealt with it speedily, by loading the machine into his car, and dumping it back on the dealer, who was delighted to see it, and who cancelled the invoice on the spot. There was no question of sharp practice; he was very apologetic — but, said the customer, clearly could not spare the time to do more than supply the machine, and hope it worked. And if it didn't, to take it back with as little fuss as possible.

The only possible safeguard against these hurried people is to ensure that you know what you are buying, and how you will use it. Ignorance is no defence.

The theory that "I just want something I can switch on and use" applied to something as complex as a computer, makes about a tenth of the sense it would make to get into a car for the first time and expect to navigate and drive from Birmingham to London.

And anybody who expected the dealer to drive the customer there free of charge would rightly be derided as a fool.

WHY YOU SHOULD BUY A BUSINESS COMPUTER FROM A COMPANY YOU PROBABLY NEVER HEARD OF.

BECAUSE TELEVIDEO SYSTEMS DELIVER MORE PERFORMANCE AND RELIABILITY FOR THE MONEY THAN THE COMPANIES YOU HAVE HEARD OF.

TeleVideo: The growing force in business computing.

In three short years TeleVideo became the number one independent supplier of CRT terminals in the U.S.

We did it by adhering to the philosophy that simple design and high quality components increase reliability and decrease price.

TeleVideo is now entering the small business computer market. We intend to repeat that success with the same basic philosophy.

The TS 802. Your first serious computer.

The TS 802 can store up to 250 typewritten pages on each of its two removable diskettes, and can type those pages out at a rate of at least one line every two seconds. Keep complete tax and payroll records, allows you to print checks, maintain a general ledger and tabulate up-to-the minute entries into accounts payable, receivable, inventory and sales order processing. Help with budgets, forecasts, and job estimates, in short, the TS 802 quickly creates and conveniently stores the documents and reports you need to run a business efficiently.

But if you need even more storage, the TS 802's brother—the TS 802H—gives you ten times more storage capacity.

Both the TS 802 and TS 802H have all the main memory you need for your business. Both include the CPM® operating system, which gives you access to more software programs than any other operating system. And both work with a variety of printers and phone modems that transmit data by phone.

Computers that grow as you grow.

The TS 802 and TS 802H are single user, stand alone computers. Yet when plugged into TeleVideo's more powerful TS 806 or TS 816, they become intelligent satellite terminals in a larger multi-user system. This protects your original investment because the TS 802s do not have to be replaced by a larger computer as your data processing needs grow.

Worldwide service.

TeleVideo's computers are serviced by dealers and distributors throughout Europe.

For more information about TeleVideo computers or the name & address of your local distributor contact:

MIDLECTRON
Nottingham Road,
Belper, Derby, England.
Belper (077 382) 6811.

ENCONTEL
530 Purley Way,
Croydon, Surrey, England.
01-686 9687.

TeleVideo®

CP/M is a registered trademark of Digital Research Inc.

Packaged software range

CONTINUED FROM PREVIOUS PAGE

optimum performance out of it.

From these 2,600 applications packages, the ones that will interest the small business computer user, 1,788 fall under the category of accounting, administration, production and distribution packages.

They range from the accounting packages listed above to performance analysis, for which there are 36 packages, export and import administration, for which there are nine, through telephone usage analysis, 14 packages, to hire purchase and lease accounting, 17 packages.

The directory is published every two years and since the edition before last the entries under this category have grown by 32 per cent, a sign of the popularity of these types of packages. But, in the two years between editions, there has been a high fall-out rate of both suppliers and packages; only 60 per cent of package suppliers responding to the directory's survey in September 1979 also replied in September 1981.

Users are therefore tending to concentrate their purchases on the more stable suppliers, as, during their use of the computer, they may need additional developments in business practices incorporated into the package.

The choice of package is also the choice of supplier, which should prompt a close investigation into the viability of the supplier along normal commercial lines.

A complementary source of information for prospective customers is the National Computing Centre (NCC).

The NCC responds to requests for information from its supporting members but also offers an information service from non-members on a fee basis. Enquiries about software are currently running at 3,000 a year, according to Mr Roger Brady, head of the NCC's information services. And the majority of these queries come from users or prospective users in the small business computer category, he added.

The NCC holds a detailed database on 3,000 packages for all types of applications. While the majority of entries in the NCC's package database are on the standard accounting applications, it also has information on the general packages which will handle files of any type of data — sorting, indexing and retrieving the records in files built up by users over a period of time.

In the past few years, package vendors have tended to carve out a niche of the market for themselves, avoiding the bruising battle of competing with the thousands of accounting and administration packages for general business use and going after the specialised business.

Jewellers, for instance, now have a package that can run on a popular mini computer while solicitors can set their time and materials against clients with another. This specialisation has even reached the level where suppliers of amusement machines can load a standard package onto one of the more popular mini computers and be given regular print-outs on the "take" for each machine set against its rental while calling up on a screen data about cash collection, VAT payments and cash flow.

While any number of packages on the market may fulfil the user's needs today, the more forward user tries to judge their needs tomorrow.

They do not, for instance, want a package which will serve their purposes for the next two years only to leave them high and dry because it only runs on a computer which will rapidly be out of date.

Users can also be drawn into a dead-end when they try and add another package alongside their first choice only to find they cannot hand records one to the other and a lot of programming has to be undertaken to obtain the two packages working side by side on the same information.

The computer language in which the package is written, although of no immediate concern for the user, is an important criteria. The computer programming language, Basic, is the most popular for smaller computer but it is now increasingly evident that Basic programs are not easy to take from one computer and run on another.

The older, and more established language for commercial applications, Cobol, is therefore becoming a popular medium for package writers and Cobol programs are generally easier to transport from one machine to another.

This criteria of language is important for the prospective of the package that is already written and even more important for the customer who commissions a company to write a package for them.

In the last few years small businesses with a common interest, such as estate agents or engineering companies, have commissioned software houses to write a package to their general specification which is then used by all the companies in a group.

So, if you cannot find the package you need today enquire among companies in a similar business to yours and you may find others who are willing to sponsor the work.

In all, prospective customers of packaged software for small business computers should keep five rules in mind when choosing from the many thousands of packages available.

- Rule one, which should never be broken at any cost, is to see the package running on the computer you intend to get before finally committing to it.
- Rule two is to judge if the introduction of the routines

CONTINUED ON PAGE VI

MIDLECTRON

Is proud to have been appointed

SOLE UK DISTRIBUTORS OF BOTH

TeleVideo®

SYSTEMS & TERMINALS

VALUE - FOR - PRICE - WORLD - LEADERS

OEMs please contact

Midlectron Limited
Midlectron House
Nottingham Road
Belper, Derbys

Tel: 077382 6811 Telex: 377879

A host of suppliers seeks to dominate the small systems market, **Jason Crisp** reports

The race is on among manufacturers

SCARCELY a week goes by without the launch of yet another small computer system. Since many of the potential purchasers of these systems have probably never owned a computer before—indeed five years ago they would not even have dreamed of one — confusion is rife.

The range of companies offering small business systems, from small minicomputers to micros, is equally bewildering. At one end of the scale there are the U.S. computer giants of old, like International Business Machines (IBM), Burroughs, Honeywell Sperry and NCR, and the European manufacturers like ICL, Philips, Olivetti and Siemens.

Then there are the fast-growing minicomputer manufacturers like Digital Equipment (DEC), Data General, Prime, and in the UK Systime. And while well-established, if youthful, microcomputer companies like Apple, Tandy and Commodore surge forward, they are joined by new companies with potentially staggering growth rates like Fortune Systems, Osborne, Convergent Technology and Altos Systems.

In addition there is a host of companies offering software for the better selling systems the quality of which is somewhat varied. But good software can prove to be a major stimulus for model'ssales. Apple's sales were boosted by the Visicalc programme which enabled a person to perform financial analysis on a personal computer.

While the prices of small minicomputer systems have been falling some of the more dramatic moves have come in the smaller personal computers.

IBM's move

The most significant—and most feared—entry into the personal computer market last year was IBM. It unimaginatively called its personal computer the Personal Computer and it is selling in the U.S., directly and through retail outlets like Sears Roebuck and Computerland, at a basic price of $1,500. In typical business configuration with two floppy diskettes and a printer the price is around $4,500. The Personal Computer is not yet officially available in Europe although a few have been purchased from retail outlets and been sold in the UK, Italy and other European countries.

The most dramatic entrant this year has been DEC. The minicomputer giant launched three micros — DECmate II, Rainbow 100 and the Professional — of differing power and performance starting at just over $3,000 for a basic system. The computers are being launched in the U.S. and Europe in the autumn and with a low price the waiting time is expected to be long. DEC has said it wants to capture 15 per cent of the rapidly growing market for desktop computers.

As the world's second largest computer company, it was founded 25 years ago, it has an extensive sales and service network — one of the keys to succeeding in small computers.

ICL has now started manufacturing the powerful Perq microcomputer system, above.

And while DEC has been criticised for being late introducing a personal computer many analysts have predicted it will become a major force.

Both the IBM Personal Computer and DEC's Rainbow and Professional are 16-bit computers which make them significantly more powerful than most personal computers available based on 8-bit processors.

Several small fast-growing Californian companies have created a new generation of the 16-bit "super micros," like Altos, Convergent Technology and Fortune.

Fortune is believed to have raised the largest venture capital sum for a microcomputer start up. Its powerful computer costs $5,000 in the U.S. and £3,510 in the UK for a basic machine with a single floppy disc. It is being sold by a number of original equipment manufacturers including its largest shareholder the French electronics company Thomson-CSF.

Although most personal computers, like Apple's and Commodore's, are based on 8-bit processors, there has been a rash of 16-bit machines announced including those from the Japanese including Hitachi, Seiko, Panasonic, C Itoh and Sord.

Earlier this year Olivetti, with a significant share of the European small business systems market, launched its first personal computer, the M-20, also 16-bit, costing £2,900 in the UK including two floppy disc drives and a low cost printer. Olivetti says it wants to have 10 per cent of Europe's personal computer market by the end of 1983.

Britain's ICL launched its own personal computer earlier this year to complete a range of new small business systems which have been launched over the previous year. ICL's personal computer—with an 8-bit microprocessor—is based on the Rair "Black Box" and is made under licence at its factory at Kidsgrove.

The Perq

Earlier this year ICL also started manufacturing the much more powerful microcomputer, the Perq, which was developed by Three Rivers, a small U.S. company based in Pittsburgh. Costing around £25,000 in the UK it is a very powerful computer capable of extensive communications and can display detailed graphics.

The Perq is regarded as particularly suitable for use by scientists and engineers and other professional staff because of its good graphics and useful design abilities. It is also to be sold as an office terminal.

The Leeds based minicomputer company Systime which sells systems based on DEC minicomputers has produced independently of the U.S company, its own 16-bit microcomputer which sells at just under £5,000. Other UK companies in the field include Casu and Nascom, part of Lucas Logic.

Western European installed base share by vendor

Figures for year-end, 1981

	Units installed	% share	Value $m	% share	Average value $'000
IBM	22,600	11.5	1,634	23.9	72.3
Olivetti	49,525	25.3	792	11.6	16.0
Nixdorf	13,050	6.7	715	10.5	54.8
T-A	34,430	17.6	527	7.7	15.3
Kienzle	13,990	7.1	478	7.0	34.2
NCR	8,310	4.2	450	6.6	54.2
Wang	7,971	4.1	358	5.2	44.9
Burroughs	6,641	3.4	347	5.1	52.3
Philips	4,785	2.4	240	3.5	50.2
DEC	4,499	2.3	210	3.1	46.7
CTM	5,055	2.6	146	2.1	28.9
Ericsson	1,971	1.0	119	1.7	60.4
Logabax	4,700	2.4	115	1.7	24.5
Others	18,265	9.4	699	10.3	38.3
TOTAL	195,792	100	6,830	100	34.9

Source: International Data Corporation.

Louise Kehoe in California looks at the impact of 16-bit microcomputers

More speed and power

WHEN does a personal computer become a useful business machine?

The answer, which is beginning to emerge in the U.S., is when it has a 16-bit microprocessor hidden inside. The latest microcomputers offer performance previously associated only with larger, much more expensive minicomputers and they add new dimensions to the use of microcomputers in business.

Over the past year, several new 16-bit microcomputers have come onto the market. IBM opened the gate last year with the introduction of its "Personal Computer."

New companies like Fortune Systems of California, followed with high performance machines that redirect the microcomputer towards the business user.

Digital Equipment Corporation recently added its "Rainbow 100" 16-bit microcomputer to the growing list, and Tandy made its bid for the corporate market with the announcement of its "model 16."

Commodore is another personal computer manufacturer that is "growing up" into the 16-bit high performance arena from its base in home computers.

The significance of the 16-bit chip goes far beyond the technical advance of cramming a bigger computer onto a tiny piece of silicon. As compared to their 8-bit predecessors, the 16-bitters are faster and much more powerful. Their speed comes from the fact that they process twice as many "bits" of data in a single cycle. The power stems from their capability to "address" more memory space.

Performance

The biggest upgrade in performance comes from the "multi-tasking" and "multi-user" aspects of these systems. They can perform several tasks at once. A single 16-bit microcomputer—such as the altos system, or the Tandy model 16—can support up to three users, all simultaneously working on different jobs, using terminals connected ot the main computer.

Alternatively, a single user system can concurrently perform several unrelated tasks. One user might, for example, want to print a letter, compose the next one and send a message to another computer, all at the same time.

Such multi-tasking systems extend to up to 16 operations—all being performed simultaneously. That might sound excessive, but an examination of work routines quickly reveals that it is not.

In practice this means that 16-bit micros can handle more complex computational problems. That may not seem to be too important for office applications of computers, but it is. The so-called operating systems—programs that control the inner workings of the microcomputer—can be much more sophisticated in a 16-bit machine because there is more storage space available to hold them.

While the standard operating systems for 8-bit micros, such as those used on the original personal computers, did much to establish the use of the machines in both office and home environments, the operating systems developed for the 6-bit machines enhance their capabilities substantially.

Such multi-tasking systems extend to up to 16 operations—all being performed simultaneously. That might sound excessive, but an examination of work routines quickly reveals that it is not.

Few executives can afford the time to concentrate solely on one task at a time. For example, the marketing manager preparing a report will need to break away from writing to find some data. He may be interrupted to answer telephone calls—which may also require him to look for information in his files. In the midst of it all, he may want to work out how various market projections will impact sales, send memos—and so on.

Using a standard 8-bit microcomputer, these work patterns will involve a lot of switching of disks holding different application programs—waiting for each disk to load its contents into the computer memory—and worse still, going through the routines required to get into and out of each separate program.

Printing a document will employ all the resources of the 8-bit microcomputer. Sending one task at a time. For example, another computer will tie up the computer and the telephone line hooked up to it.

The 16-bi micro, with a multi-tasking operating system, on the other hand, can switch from one program to another, without delay.

It will probably be equipped with a mini Winchester disk drive—a memory system with much higher capacity that can hold several application programs on one disk. (Some of the higher performance 8-bit systems such as the Apple III can also use mini-Winchesters but their built-in memory—the chips that hold the program while the computer is running it—is more limited than 16-bit machines.)

Another important advantage of the 16-bit machine is that its superior computational capabilities enable it to provide high resolution graphics in multiple colours. This allows diagrams, charts and complex graphs to be accurately and clearly displayed.

Many of the differences between 16-bit micro machines and the older 8-bit models reflect the fact that manufacturers have learned some lessons, and corrected some of the less attractive features of earlier systems-limited built-in memory and poorly designed keyboards, for example.

The new 16-bit machines have been designed specifically for office use, while the original 8-bit personal computers were aimed at a nebulous market which included hobbyists and home computer users, as well as the businessman.

What are the drawbacks of the 16-bit machines?

Initially, at least, the 16-bit microcomputers will cost considerably more than 8-bit machines. The prices of 8-bit computers are falling steadily, so that fully equipped systems can now be purchased for around $3,500. 16-bit machines run closer to $7,000 for a well configured system. Add another $2,000 to either price for a "letter quality" printer.

Another problem with the 16-bit machines is that because they are so few—the first ones appeared in the U.S. last year—there is very little ready made software available for them. Manufacturers assure the customer that this situation is temporary, but in the meantime the lack of facilities, such as 16-bit versions of word processing packages, spread sheet programs and so on, severely limit what the average user can do with his 16-bit system.

Perhaps even more important, there are very few people out there—even among the dealers—who have much experience in using the 16-bit microcomputers. That can be a problem for the computer novice seeking advice.

Burroughs enters 16-bit battle

BURROUGHS has launched its B-20 range of small business computer systems. Although it is one of the new generation of 16-bit micros, Burroughs states that the B-20 is not a personal computer. It is a multi-function business - orientated work station.

Based on code compatible Intel 8086 or 8088 16-bit 5MHz micro processors, the B-20 may operate as a stand-alone small business computer, as a distributed data processing terminal system, and as a local area networking work-station. Multiple work-stations can thereby share resources and intercommunicate at 307K baud, via multi-drop RS 422 lines, or 19.2K baud via RS 232C channels.

From today, life is going to be very unfair for other personal computers.



The ICL Personal Computer.

Choosing the wrong personal computer can not only be problematic, but very costly.

The new ICL Personal Computer is the right one.

It's a quality, professional personal computer. It can start with a single Visual Display Unit, naturally. But unlike other systems, it can grow as your needs grow.

Starting at around £2,900 with one VDU.

The ICL Personal Computer provides a range of options enabling you to have a system tailored to meet your changing needs.

By adding a fixed-disc, you can have eight times the available storage capacity, and support up to 4 VDUs. And ICL can provide an extensive range of personal computer hardware and software.

Wide range of Application software available, providing limitless possibilities.

So your secretary can do her word processing, you can do your forecasts, and your accountant can do the invoicing, all at the same time.

That's what makes the ICL Personal Computer more than just a personal computer. Needless to say, it's compact, good-looking and extremely simple to use.

And ICL's business applications experience and ICL Trader Point service back-up is second to none.

What more could you ask for, apart from a demonstration?

ICL trader point

To: ICL Trader Point, ICL House, Putney, London SW15 1SW.

Please send me further information on the new ICL Personal Computer.

Name: Position.

Company Name & Address

Telephone:

Type of business: FT 8/6

SMALL BUSINESS SYSTEMS VI



WITH THIS MUCH COMPUTER.

The limitations of an average micro-computer can become very critical as you make demands upon it.

Not so with MICROFACT, because this is no average micro-computer.

MICROFACT links your office to all the sophisticated systems, extensive capacity and professional services of CMG's central computer.

So your computer resources are always one step ahead of your business needs. And as your company grows, the computer grows with it.

The MICROFACT system extends this instant flexibility to all the key areas of business efficiency: word processing, invoicing, stock control, financial planning, payroll and accounting. And whenever your business demands more, it's there.

MICROFACT has two other vital advantages. It's just one of CMG's many information processing services and it comes complete with all the ongoing professional advice and technical support of Europe's largest independent computer services supplier.

And it requires no capital outlay, because you hire it in a simple, very cost-effective rental arrangement.

If you're looking for computers to help your business, or you're disappointed with your present one, you should fill in our FREEPOST coupon.

MICROFACT service is no ordinary computer system. It's the computer service with unlimited capacity.

MICROFACT from CMG
COMPUTER SOLUTIONS FOR BUSINESS

I want to know all the facts about MICROFACT.

Name:

Position:

Company:

Address:

Tel No:

Nature of business:

Send to: CMG (UK) Ltd., FREEPOST, Croydon CR9 9EB, or telephone 01-680 7027.

Alveronic's DECmate 278 commercial package combines the functions of a word processor and data processing system into a product which is little more expensive than many single-function, stand-alone devices.

UK INSTALLED BASE BY MAJOR VENDOR

Figures for year-end, 1981

	Units installed	% share	Value $m	% share	Average value $'000
IBM	3,008	15.3	223	27.5	74.1
Burroughs	2,400	12.2	134	16.5	55.8
Systime	1,300	6.6	78	9.6	60.0
Olivetti	3,500	17.8	56	6.9	16.0
DEC	1,116	5.7	52	6.4	46.6
NCR	860	4.4	34	4.2	39.5
Nixdorf	400	2.0	31	3.8	77.5
Kienzle	1,520	7.7	27	3.3	17.8
Others	5,606	28.3	176	21.8	31.4
TOTAL	19,710	100	811	100	41.1

WEST GERMANY INSTALLED BASE BY MAJOR VENDOR

(Figures for year-end 1981)

	Units installed	Share per cent	Value ($m)	Share per cent	Average value $K
IBM	6,935	10.7	488	22.0	70.4
Nixdorf	6,750	10.4	361	16.3	53.5
T-A	23,300	36.0	360	16.2	15.5
Kienzle	6,915	10.7	277	12.5	40.1
CTM	5,055	7.8	146	6.6	28.9
Wang	1,453	2.2	112	5.1	77.1
Olivetti	5,600	8.6	90	4.1	16.1
Philips	1,375	2.1	69	3.1	50.2
Others	7,386	11.5	314	14.1	42.5
Total	64,769	100	2,217	100	34.2

Jason Crisp shows how two different companies have benefited from small computer systems

Equipment proves to be valuable aid in administration

BERNARD WALSH, founder of Wheelers, the London based chain of restaurants which specialises in seafood, first heard of restaurateurs in the U.S. using computers to run their business about six years ago.

Although Walsh died last year he was able to see Wheelers become one of the first restaurant businesses to be computerised in Britain. Nick Newland, a young accountant hired six years ago, was given the task of finding out what could be done and who could do it. The urgent priority was to computerise the complex administration with 450 staff serving thousands of meals a week in 13 restaurants.

The search for a system began in earnest three years ago and after a considerable amount of work Newland produced a document detailing Wheeler's system requirements which was sent to 20 companies including IBM, ICL, Philips, NCR and Digital Equipment.

The responses were mixed. Some, says Newland, were very keen to implement the system he had worked out. Others wrote back and told him to forget his requirements but offered alternative solutions. Curiously IBM did not bother to reply at all.

From the replies Newland chose three companies which he asked to quote a price to meet his general specification, which was not a detailed system requirement. The successful company then spent three weeks at Wheelers making a very detailed and comprehensive systems specification.

In addition to fairly standard business requirements such as the computerising of payroll, sales and purchase ledgers Wheelers had several special requirements such as the "tronc." The tronc is the collection of 10 per cent service charge which is automatically levied on customers. The amounts collected are brought together at Wheelers head office close to Chinatown in Soho, VAT is deducted and all of the service charge is allocated to the staff on a points system in their pay packets the following week. With so many variables it took a clerk several days to work out.

The successful company with the lowest bid originally quoted £47,000. But after three weeks' study of Wheelers' special requirements, the company said the system would cost £55,000. It is not an unusual ploy of computer companies to bid below what they will eventually charge and it greatly irritated Nick Newland. He was not inclined to go back to his board to ask for an increase in his budget.

"It is a manner of selling I dislike and I refused on principle even though the company then reduced the price by £3,000. The company hopes that you have gone so far down the road with it that you feel you have to accept."

Coincidentally Wheelers' auditors had been looking for a small business system for themselves and after a detailed investigation had opted for a small UK computer company, Star, which had not been on the original list of 20 companies

Star was presented with the detailed system requirements compiled by the previous company. It made some amendments and quoted just over 10 per cent below the previous lowest initial quotation.

The system was installed in October 1980 after Wheelers had its warren-like offices completely wired so that video display terminals could be used, if needed, anywhere in the building.

Initially Wheelers had someone from Star for a brief period on call to help it get accustomed to the new equipment. Newland says that since it has had the computer virtually nothing has gone wrong with the hardware apart from an occasional failure of a video display unit. There have been problems with the software which have been cured by Star working remotely linked to Wheelers' computer via the telephone line and an acoustic coupler.

The main problems were on the bespoke software written especially for Wheelers rather than the standard packages. But Newland emphasises the problems are normally solved very quickly.

The system is also being used for the administration of customer credit accounts, mailing lists of its quarterly magazine and for word processing. Wheelers is now looking at tills for each restaurant which will record all the transactions directly on to magnetic tape or disc. Administration staff has been cut from 24 to 19, partly because of change in methods and partly because of computerisation.

Solution to complicated calculations

Tom Ravensdale's need for a small computer system is very different to that of Wheelers. Although he is a biology lecturer he is also a motor accident investigation consultant. Accident investigation is an esoteric art confined almost entirely to the police force.

Ravensdale is the only civilian to have been trained in accident investigation at the Hendon police college. He has also studied at Northwestern University Traffic Institute in Chicago under Stannard Baker, the doyen of accident investigators.

The core of reconstructing accidents is lengthy, detailed and complex mathematics which are based largely on Newton's laws of physics. With a keen interest in technical devices Ravensdale decided to buy a microcomputer to help him perform the laborious and time consuming problems of analysing accidents.

Ravensdale bought a Tandy TRS-80, one of the world's best selling microcomputers which competes with particularly Apple and Commodore. Largely self-taught, Tom Ravensdale has now written his own computer programs which he says have attracted considerable interest in the U.S.

Ravensdale has a wide range of programs for reconstructing a variety of accidents from fairly limited data such as the length of the skid marks and the final position of the vehicles. In a matter of seconds the computer will calculate, for example, the speeds of the two vehicles immediately prior to the collision. The same calculations performed manually would, he says, have taken a week.

Tom Ravensdale first used a computer to calculate accident reconstructions after meeting a director of a computer bureau who had a strong interest in motorbikes and let him have use of one of his terminals. Ravensdale's biggest problem has been condensing his program to operate on a microcomputer. Through a technique he devised for himself he has been able to compress very lengthy and complex programs.

He can calculate what happened in a wide range of incidents from a car hitting a pedestrian or another car to the speed and angle of lean of a motorbike crash from the gouges in the road.

Most scientific accident reconstructions are performed by the police for criminal prosecution. Ravensdale appears in court either defending in criminal proceedings or for civil litigation cases. With a small Japanese hand-held computer he even makes additional calculations in the witness box.

Choice of software

CONTINUED FROM PAGE IV

which the package will demand is an acceptable change to existing business practices—the promised productivity of the package may be frittered away in the confusion and frustration of change unless properly managed.

● Rule three is to make sure that all those that will use the package, and its output, are fully trained, before the package is run. And then do not abandon the old business routines the day the package first runs, operate the two in parallel until fully satisfied that you are getting what you want and what you expected.

Training and documentation should be provided as part of the package by the vendor.

● The fourth important rule is to evaluate the viability of the computer and package suppliers as your computer and packages may need extensive maintenance during their use. Apply the normal commercial criteria in your evaluation and do not be blinded by the fact that the market is growing rapidly into thinking that your supplier must survive; many have not, leaving customers without the support they badly need.

● The last rule, the one most difficult to keep but the one that really pays off in the future, is to choose a package that will not be a dead end. You may soon want to run the package you buy today on a more powerful computer with, for instance, more storage and screens than your existing model can support.

Equally, you may want to add another package beside your new purchase which gives you a different type of output from the same data.

One final word of warning about which computer-users are often caught out: if your supplier cannot talk your language, if they have to hide behind the jargon of the computer industry, then how can they write a package that fits neatly and profitably into your business?

The writer is Editor of "Computing" magazine.

No business is too small for this microcomputer The Xerox 820

How many times have you wished for a simple, straightforward, easy-to-use computer to help you with your budgeting, planning, forecasting, word processing etc etc?

And how often have you thought that if you found one you could'nt afford it anyway?

Now available with super density and fixed disc options for increased storage capacity

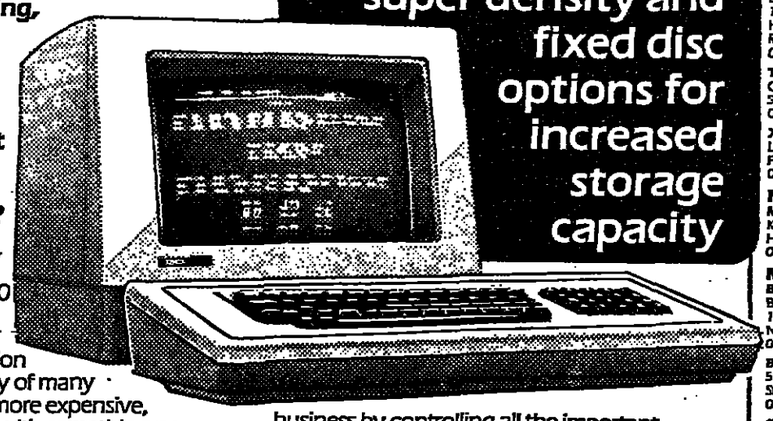

Two simple questions, with one simple answer: the Xerox 820 Microcomputer–ideally suited to the small business operation but with the capability of many more powerful, and more expensive, models. It also comes with something no other computer can offer–the Xerox name.

Being a small business, you'll know better than most the amount of routine, time-consuming data and information you have to gather and process before you can get down to making those decisions that take your business forward.

Rank Xerox knows only too well the pressures on you. To keep at your finger-tips, at all times, a complete picture of your business operations. The information needed to help you make informed business decisions, to provide your customers with statements and invoices, your suppliers with stock control reports and orders, to enable you to track sales, expenditure and cash flow, and above all to plan for the future.

The Xerox 820 frees your time. It enables you to keep your finger on the pulse of your business by controlling all the important activities essential in the running of a successful, efficient business.

Rank Xerox understands your problems. They've been helping small business now for 25 years. That's why they decided to introduce the Xerox 820 to the small business marketplace. As a desktop computer, the Xerox 820 is the practical, cost effective way of automating your daily business activities. It opens to you for the first time a wide choice of business applications and a versatile range of programmes to suit your own needs.

It's a truly versatile machine that will work wonders for even the smallest business.

If you would like to find out more about the Xerox 820 Microcomputer, contact your nearest Rank Xerox Authorised Microcomputer Dealer who would be pleased to help you.

RANK XEROX COMPUTERS
AUTHORISED DEALER

AVAILABLE NOW nationally from these Rank Xerox Authorised Microcomputer Dealers

SCOTLAND
Dual Business Systems, 8-10 Tam's Brig, Ayr, Ayrshire KA8 8JQ, 0292 81776

NORTH WEST
Business Research (Systems) Ltd, Queens Buildings, 8 Dale Street, Liverpool L2 4TQ, 051-236 0041
Computer Applications Ltd, 14 Ashfield Road, Chorley, Lancashire PR7 1LH, 02572 78277/70196
NSC Computer Shops Ltd, 29 Hanging Ditch, Manchester M4 3ES, 061-832 2269
Safari Computer Systems Ltd, 12 Sandown Road, Haslingden, Rossendale, Lancs BB4 6PL, 0706 226313
Target Business Systems Ltd, Computer Centre, Warwick Road, Stretford, Manchester M16 0QQ, 061-848 0638
Xetal Systems Ltd, Lawtex House, Holt Lane, Failsworth, Manchester M35 9NH, 061-682 7555

NORTH EAST
Megabyte Ltd, Kerry House, Kerry Street, Horsforth, Leeds LS18 4AW, 0532 584258

MIDLANDS
Benos Systems Ltd, Bennett House, 155 Mansfield Road, Nottingham NG1 3FR, 0602 48108
Blakies of Longton, 55 The Strand, Longton, Stoke-on-Trent ST3 2NS, 0782 312310
Central Micro Systems Ltd, Systems House, 233-234 Stafford Street, Walsall WS2 8DF, 0922 21086
Coleman Bird Computers Ltd, 51 Abington Street, Northampton NN1 2AW, 0604 36674
Daedalean Consultants, Colman House, Station Road, Knowle, Solihull B93 0HL, 05645 79114
Micro-Dynamics, Warwick Chambers, 14 Corporation Street, Birmingham B2 4RN, 021-632 5654
Wells & Blackwell Ltd, Church Gate, Loughborough, Leicestershire LE11 1UG, 0509 214489

WALES
Target Business Systems Ltd, 14 Cathedral Road, Cardiff CF1 9LJ, 0222 40804

SOUTH
A. Healey Office Equipment Ltd, Unit 7, Westfields, 30 Portsmouth Road, Horndean, Hants PO8 9JX, 0705 597555
Benworth Office Efficiency, 41 Southampton Road, Ringwood, Hampshire BH24 1HE, 042-54 3342
Grist Business Services Ltd, 6 Northlands Road, Southampton, Hants SO1 2LF, 0703 39061
Minichip Ltd, 61 New Market Square, Basingstoke, Hampshire RG21 1HW, 0256 54057

SOUTH EAST
Business Research (Systems) Ltd, 26 Store Street, London WC1E 7BT, 01-637 1773
Cooper, Richardson Associates, 8 Tooke Close, Pinner, Middlesex HA5 4JT, 01-421 2732
C.P.M. Data Ltd, Burford House, Burford Street, Hoddesdon, Herts EN11 8HY, 0992 442984
Eastkings Ltd, Micro Systems Division, Garfield House, 86-88 Edgware Road, London W2, 01-723 3645
F. Smith & Co (Office Equipment) Ltd, Spindle Way, Crawley, Sussex RH10 1BR, 0293 22215
Group N H Ltd, Weir Bank, Bray-on-Thames, nr. Maidenhead, Berkshire SL6 2FD, 0628 34281
Irradion Ltd, Irradion House, Southdown Industrial Estate, Harpenden, Hertfordshire AL5 1PW, 05827 69081
Micro General, 6 The Birchwoods, Tilehurst, Reading, Berkshire RG3 5UH, 0734 25226
Pluto Scientific (UK) Limited, Whitechapel Technology Centre, 61-95 Whitechapel Road, London E1 1DU
Protype, Crown House, London Road, Loudwater, High Wycombe, Bucks HP10 9TJ, 0494 38642
Reprographic Services, Hounslow, Pendle House, 39-43 Whitton Road, Hounslow, Middlesex TW3 2DB, 01-572 6211
Target Business Systems Ltd, 1A Turnpike Parade, Green Lanes, London N15 3LA, 01-889 0345
Tenbart Business Systems, 66 Carter Lane, St Pauls, London EC4V 5EA, 01-236 0991
The Business Bureau, 135 South Road, Haywards Heath, Sussex RH16 4LY, 0444 414641
The Micro Support Centre, Index House, Ascot, Berkshire SL5 7EU, 0990 23377/23536
Peters Business Computers, 45-47 Portland Road, Hove, Sussex BN3 5DZ, 0273 778875
Zilion, Midland House, 42 Buckingham Street, Aylesbury, Buckinghamshire HP20 2LJ, 0296 89715

SOUTH WEST
Datashorp, 26 Killigrew Street, Falmouth, Cornwall TR11 3PN, 0326 317552
Target Business Systems Ltd, 27-22 Alexandra Parade, Weston-super-Mare BS23 1QX, 0934 417724

SUPERBRAIN
MICROCOMPUTER
Self-contained desk-top unit, 64K RAM. CP/M. 320K, 680K and 1.5MB disc drives.
For full report and details of nationwide dealer network, contact:

ICARUS
Computer Systems Ltd.
27 Greenwood Place London NW5 1NN Tel: 01-485 5574 Telex: 28[illegible]

هكذا من الاصل

SMALL BUSINES S SYSTEMS VII

Users with more than one machine will eventually want to link them together to share resources. Geoffrey Charlish looks at the prospects for small business systems interconnection.

Vast potential for data-exchange devices

THERE ARE perhaps three aspects of communications for any organisation that is planning to acquire, change or expand a small business computing system.

One of them, the connection of terminals and peripherals to the stand-alone computer, is straightforward, as is transmission to a remote site over PTT data lines.

The second aspect is the way in which those national links might be expected to change — and they will change dramatically over the next decade or two — while the third is the currently "hot" topic of the local area network, or LAN. The LAN is an intra-company network arising in the main from a company's acquisition of further computers and peripherals together, perhaps, with other information devices, audio or visual, and the need to connect them all together to form an economic, integrated whole.

The ultimate, fourth aspect might be thought of as the integration of the other three — a brave new digital world, as it were, in which any terminal, anywhere, can talk to any other.

Communication within a simple, single computing system is nowadays fairly standard. The data will be coded for transmission using the eight bit international standard. Transmission can be parallel (all eight bits at once down eight wires) or serial (over one wire pair, which is cheaper for longer distances). It can be asynchronous (essentially intermittent, for man-machine communication) or synchronous for machine talking to machine. Data rates can be from about 100 bits/second to 9,600 bits/second and beyond.

Most of these matters are taken care of by the machine suppliers, but the small machine user should be assured that the interfaces and cabling are appropriate.

Connections to remote equipment are made more complicated by the fact that the world's PTT phone networks were designed to deal with audio sine waves, not digital pulses. Change has had to be slow while enormous sums invested in the analogue transmission systems and exchanges are amortised. So units called modems are needed to turn digits to tones and back again.

Data can be sent over national and international lines or satellite links at speeds from 300 to 16,000 or more bits/sec. Dedicated, leased lines are more suitable for heavy traffic while the dial-up services suit infrequent transmission and are more likely to appeal to small business system (SBS) users. Packet switched networks are being established and recently the first UK moves towards the "total digital network" were accelerated with the British Telecom announcement of Kilostream.

Multiplexing

Marconi is working closely with BT on this part of a hierarchical system which will employ a 64 kilobits/sec link from the customer's premises over his existing pair wire connection to the local System X digital exchange. Here, data streams at 64 kb/s will be multiplexed (merged together) to give higher rate data flows over existing pulse code modulation (PCM) "junction" links to other exchanges (BT has installed 11,000 such systems over 10 years to enlarge phone call capacity).

Further multiplexing to the 100 megabits/sec region will give digital trunk connections between main UK business centres by the end of next year, using copper, fibre optic and microwave links.

Thus, the framework is growing for a direct terminal-to-terminal national all-digital system which anyone, including the business microcomputer owner, will be able to use as easily as the present telephone system.

Within companies the LAN has assumed inevitable significance following the blossoming of the low cost microcomputer. As small companies grow and acquire further machines it makes much economic sense to share the relatively expensive disc stores and printers and to freely exchange data.

Similarly, the divisions or departments of larger companies can operate their own, tailored computing schemes without dependence on some big central machine and its communications links — but with the prospect of communicating with it if necessary.

The crucial point about such a system is that devices can be added or removed without affecting those already connected elsewhere on the cable and without any kind of rewiring (up to the maximum capacity of the cable and system). The cable is simply run around the building and the devices connected in with "T" junctions.

Such a system may not, however, have the capacity for ultimate additions of other services such as video and audio — and this is where there is a growing contention between the proponents of "baseband" and "*broadband*" *systems: the* latter can carry much more information at any moment than the former. How do they differ?

For baseband read "single channel pure digital," for broadband, "multi-channel, radio frequency carriers each modulated with digital data." The use of radio frequencies allows longer distance higher capacity transmission — of digital data and analogue signals such as speech and TV.

The baseband technique usually uses packet transmission in which, in essence, each device can send a message exactly when it needs to any other device. The devices share the cable in time slots instead of each having a separate wire.

When a device wants to transmit, it waits for an empty time slot and then emits into the cable the destination address, its own address and the data for transmission. The receive circuits of each connected device examine each passing message, accepting only those addressed to it.

This, approximately, is the basis of Xerox's Ethernet, which has been embraced by DEC and Intel and is licensed to other companies. Such techniques are also used in the Hasler SILK system and the Cambridge University Ring, which is marketed by Logica (Polynet), Linotype Paul, Orbis, Zionics and others.

In addition, many of the microcomputer makers are offering, or will soon offer, low capacity LANs, usually for their own machines. *Others, such as Texas* Instruments and Racal, in recent weeks, have offered further "open" systems where, through interfaces, various makes of device can be connected.

Rush is on

As might be expected, there is a growing need for standards, apart from the fact that there are a variety of baseband capacities offered from under one to over 50 megabits/sec. All this is being examined by the IEEE in the U.S. and other formal bodies but the belief is growing in the industry that it can only be specific commercial success that will spell out a standard.

Yet others feel there is no need for standards since most small users will be locked into a particular machine maker and interfaces can always be contrived where necessary, into other LANs or national networks.

In any event, the rush is on and there are believed to be over 100 companies selling LANs of one kind or another.

In the U.S. many of them make offerings based on a long background in cable TV and are natural exponents of broadband. They have a champion in Michael Killen, president of Strategic Inc., who recently issued a report on LANs which suggested that Ethernet, the front runner baseband system, would soon fail.

He believes that buyers are already opting for broadband to cover future capacity requirements and prevent expensive re-wiring later on. In London recently, Killen produced figures which seemed to show that, beyond about a dozen outlets, broadband is cheaper to instal.

Among the proponents of broadband in the UK are Interactive Systems/3M (tipped by Killen as leader), Sytek (from Network Technology in the UK) and Wang.

Complicating the issue are telecoms-based companies like ITT and other giants like Philips, who offer local nets based on the PABX. It is possible too to base networks on viewdata protocols (GEC, Rediffusion, etc.)—interesting in that standards can be applied over established networks.

So the market is wide open and it is likely to be worth $3-$5bn within a decade.

An operator prepares a message on a visual display unit for transmission via a Format Communications processor-based message switching system at Talbot Motor Company's London headquarters. The system links production centres in the UK and on the Continent, as well as Talbot's regional offices and dealer network.

The multi-purpose business machine (model P200) from Philips Business Equipment, is available in a variety of configurations, and can function as a microprocessor, or a viewdata terminal. In its basic form, P2000 consists of a microprocessor unit with QWERTY keyboard linked to a video display.

Leading SBS Models

Vendor	Model	Average system value, £'000
Burroughs	B80, B90 (B91, B92)	34
	B700, B800, B900, B20	66
CTM	SBS 900	19
Data General	CS10/20/30/40	20
	CS50/60/70	60
DEC	D 300	36
	D 700/800	160
Ericsson	D15, Series 16	82
IBM	System 23	20
	System 32/34	80
Kienzle	1000, 2000, 2100, 2200	13
	9000	61
Logabax	2000, 3000, 4000, 5000	28
MAI	Basic Four System 80, 210	36
	510, 610, 710, 730	75
NCR	8100, 8200, 9020	43
	8400, 9040, 9050	84
Nixdorf	8870	56
Olivetti	BCS 2005; 2025, 2030, 3030	15
Philips	P400, P450, P4000	52
Sperry Univac	BC7	47
	System 80	127
Systime	500, 700, 1000	15
	5000, 6400, 6700, 8000	60
Triumph-Adler	1100, TA 20SE/compact	16
	TA 20 NP, 1600	
Wang	2200 (MVP, SVP, LVP)	31
	VS (50, 80, 100)	169

Source: International Data Corporation.

Kalamazoo's new micro and manual business efficiency package, specially designed for the construction industry, uses Kalamazoo's own range of small business micros—the K1000, K1500 and K1600.

If you're looking at Wang, Univac, IBM, Olivetti or Honeywell, you *must* see the -

NEW KIENZLE COMPUTERS

Kienzle 9000 - an outstanding new range of powerful disk-based computers with a common operating system for easy expansion. Full communication capability, of course. Our user software remains the best in the world with proven packages for accounting, order processing and business management. A financial modelling package and a powerful new report generator are also available.

Training, engineering and software support nationwide, backed by 34 years of problem-solving experience in accounting and management systems - more good reasons why *you must see Kienzle.*

KIENZLE

Kienzle and Mannesmann
Programmed for the future

Kienzle is part of the Mannesmann group - a major European industrial organisation with billings last year of £3.6 billion.

Kienzle Data Systems Ltd, 224 Bath Road, Slough SL1 4DS Berkshire Tel: Slough 33355
Regional Offices: Birmingham (021) 454 9121, Manchester (061) 747 5191, Bristol (0272) 422271
Bury St. Edmunds (0284) 702562, Surbiton (01) 390 4922

CONTACT KIENZLE

See the new Kienzle 9000 - call SLOUGH 33355 or a regional office for a demonstration. Alternatively just clip the coupon.

The new Kienzle 9000 interests me.

☐ Please arrange a demonstration ☐ Please send brochures

Name.....Position.....
Company.....
Address.....
.....
.....Phone.....

T 187

Memory facilities are important for small business systems

Geoffrey Charlish looks at the advances being made in various memory devices

Rapid advances in storage technology

STORAGE of data in a small business system falls into two broad categories. One, the main memory, is entirely integrated within the electronics of the computer itself. It is implemented in solid state chip form on printed circuit boards and apart from the initial purchase and, usually, the prospect of expansion, the user is not greatly aware of it.

The other is bulk storage, in which the users business data files are kept together with any systems software not in use. Here, access time does not have to be in the billionths of a second region of the main store (necessary to manipulate data on line) and vastly larger amount of data are accessed rather more slowly.

Main memory is essentially "random access" (RAM) allowing data to be written, read and erased for manipulation by logic circuits in an applications program.

The more memory, the more powerful (and more expensive) the machine. Sizes vary from about 50,000 bytes (50 kB) to about 500 kB. "Byte" is computer jargon for "character," so that the larger memories can contain several hundred pages of text in say, a word processing system.

Main memory often also includes read-only memory (ROM), in smaller amounts. The contents of ROM cannot as a rule be changed and it is used to hold "housekeeping" software for quick and easy access.

The principal trend of main memory is the constant improvement of cost/byte due to semiconductor technical advances in which more and more storage cells are crammed into less and less area. Power consumption tends to go down in parallel, so that the computers become less expensive to run. This very large scale integration (VLSI) will soon produce 128k RAMs following the recent advance to 64k.

Of rather more practical interest to the computer-user are the bulk storage options. Over two decades or so very large sums have been spent on developing disc stores, small tape cassette and cartridge devices, magnetic cards and bubble memories. On the horizon are some highly sophisticated devices employing the laser.

Just as the pick-up arm of a domestic record player can be placed to play any music band, so the read/write head of a disc store can locate any of 100 or so concentric tracks magnetically recorded on the flat metal oxide surface. There can be several thousand bytes on each track.

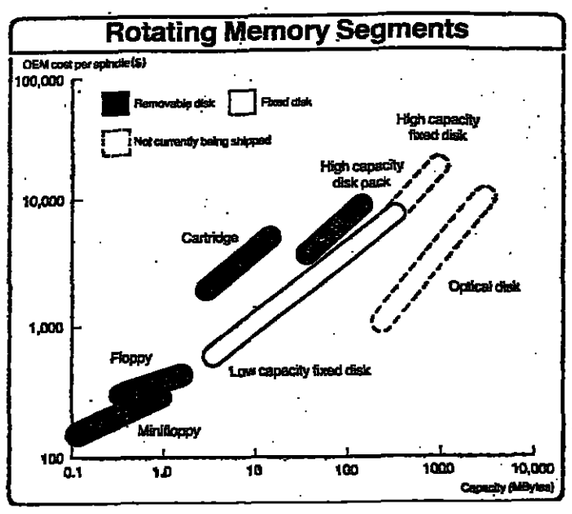

In larger computer systems, fixed-head discs are often used. These have an array of read/write heads arranged along a radius of the disc with one head for each track.

Moving-head

But for small business systems, attention has focused on the moving head type. Recording heads are expensive and the use of only one, on a fast moving solenoid-actuated radial arm, keeps the cost down. Also, because there are no spaced heads, more data can be put on the disc. But access is about five times longer than for the fixed-head type. Moving-head types can have fixed discs, removeable discs, or a combination of the two.

The small desk-top machine and word processor encouraged engineers to look for disc store designs that would be a better price match for those increasingly inexpensive computers. The answer came from IBM in the early 1970s and was the so-called "floppy disc." Many other companies have since embarked on manufacture.

"Floppy disc" is a rare, plain English description not often found in computing: the device is a 7 in diameter flexible disc with oxide coating, housed in an 8 in square envelope from which it is never removed. The disc rotates inside the envelope, which has a slot cut in it for the head to search radially.

These remarkable mechanics were regarded with suspicion at first, but have proved to be quite robust, with drive lives of five years. Access time of floppies is about half a second and some 0.25 megabytes (millions of bytes) can be stored on one side.

Mini-floppies, with discs only 5 in across have also appeared offering about half the capacity. They have proved to be extremely suitable for the microcomputer and have allowed systems to be sold with a performance that would have needed a minicomputer a few years ago.

According to George Sollman of Shugart, a leading disc company, current media development will lead to a 5 in drive within a year or two that will hold five megabytes.

Attracting the most attention in recent times however, has been the Winchester disc drive (Winchester was an IBM development code name which has stuck). The IBM researchers saw that if the spacing of head from disc could be made very small—implying an extremely true-running platter — then much smaller magnetic areas could be recorded and sensed and more data stored.

In Winchester technology the head is positioned only 20 millionths of an inch or so above the surface, making any specks of dust in the gap fatal. So the disc is not removeable and the whole mechanism is housed in a sealed enclosure.

Several of the computer companies and many "independents" offer Winchesters. A typical offering, from Shugart, is an 8 in version which offers 34 megabytes on three platters.

A further development has been the miniature Winchester or "mini-winni." An example of a recent introduction, from Rotating Memory Systems, is a drive that can have from one to four discs of about 5 in diameter, yielding up to 18 megabytes.

IBM in particular offers magnetic cards, a column and row magnetic recording system used in their small business systems.

However, the ultimate in magnetic recording was to have been the bubble memory, launched in 1978 and consisting of a large number of extremely small magnetisable areas on a "chip." Access is row-sequential rather than random, but the worst access time is about one second. With no moving parts or worries about contamination, the idea seemed attractive for robust bulk storage. But costs have removed all but Intel and Motorola in the U.S. from the scene, although several Japanese companies are said to be waiting in the wings.

The other major magnetic system, tape, is applied in small systems in the form of the Philips standard and micro-cassette drives and cartridges from 3M and others. They are less expensive than disc, but access is rather slow at 10 seconds or so.

A recent innovation is the "streamer" tape drive, used as a back-up for Winchesters. Because a duplicate disc cannot be put into a Winchester (it is not removeable) in the event of data loss, the information must be held in some other form. The streamer does this cheaply, consisting of a continuously running, non-capstan drive. Some 61 megabytes can be held on a recently announced Thorn-EMI unit, and a drive from Pertec called Starstreamer holds 92 megabytes at 3200 characters per inch.

Just around the corner is the optical disc, in which a laser makes minute impressions on a special surface.

Sony Philips, JVC and RCA have all made announcements and shown prototypes in this area, with the main emphasis on the consumer market, audio or visual. They use digital or near-digital recording and in theory lend themselves to computer data recording.

Approaching the market from the computer industry end are Shugart, and Drexler in the U.S., both of which have made disc announcements in the last few weeks.

Laser-card

Drexler, using the "micro-hole" system already employed in its laser-card, has developed a disc that can hold 1.25 gigabytes (billions of bytes) on one side. This is the equivalent of 50 14-in two-sided magnetic disc platters. Drexler plans a $7.8m plant to make the discs by the end of this year.

Shugart in Sunnyvale, California, is developing a semiconductor laser-based system that raises blisters rather than burning holes, and speaks of 5 gigabytes per surface. It hopes to have samples ready by the end of next year.

The exact future for such devices in small business systems has to remain indistinct for the time being. They are "read-only" devices: once recorded, the data cannot be altered or erased.

But this may not matter. Such a colossal amount of capacity exists on the disc that it will probably be possible to ignore the previous data and simply record and use the new.

FORTHCOMING SURVEYS

DURING THE present Information Technology Year, a number of surveys in the Financial Times are highlighting developments in computers and office equipment.

● Among these surveys is Computing Services and Software, due to be published in August.

Computing services, data processing, software, consultancy, recruitment and training continue to grow at more than 20 per cent a year, worldwide, despite the recession.

The survey will reflect the changes in the industry and identify the principal trends in its development.

Other articles will examine the pressures on computer bureaux, traditionally the backbone of the computing services industry. Writers will also report on the moves within the services industry towards self-regulation and its attitude to competition from outside.

Other articles will examine the trend towards packaged software; the demand for computer analysts and programmers; and the financial options available to computer users.

● Other FT surveys this year on the office environment will include Office Planning and Furnishing (in October), and Videotex Systems (in December).

● The impact of computer technology on industry will be examined in a survey next month on Manufacturing Automation, as industry is on the verge of a massive increase in productivity through the combination of computer-based technologies and robotics.

Articles in the survey will look at development in numerically-controlled and computer numerically-controlled systems; computer-aided design; flexible manufacturing systems and case studies in automated factories.

Glyn Genin

Users of small business systems need "a complete package," says Mr John Elsden, managing director of ABS Computers, seen above at his Portslade, Sussex, plant

PROFILE: ALLIED BUSINESS SYSTEMS

ABS shows signs of fulfilling its early promise

ALLIED Business Systems (ABS Computers as it likes to be known these days) is one of a clutch of UK minicomputer companies set up at the beginning of the past decade.

They all had a rough ride through the market place in their early days but those that survived are beginning to get their reward. Systime, the Leeds-based Digital Equipment (DEC) oem, is the best example. Now ABS is showing signs of fulfilling its early promise.

ABS was set up by Mr John Peers, one of the computer industry's most colourful characters. Reckoned by many to be an entrepreneurial genius ahead of his time, Mr Peers spun off a number of innovative companies none of which brought the instant success that DEC, for example, found.

Nevertheless, John Peers understood clearly the importance of installing small business systems in which hardware and software were combined in one turnkey package. ABS was set up to promote that philosophy.

There were early decisions from which the company has still not fully recovered. Mr Peers decided to build his machines around a computer architecture designed by a U.S. company, General Research Industries (GRI), now no longer in existence.

There was nothing much wrong with the architecture. After all, ABS's current high performance MX series still use the GRI concept; but it has none of the instant market appeal of a DEC or Data General offering.

As Mr John Elsden, ABS managing director, puts it: "If I had my time over again, I would have gone with DEC or Data General rather than GRI —it would have made the early days so much easier."

Now ABS is a very small fish in a very large pool. According to the consultancy IDC Europa, IBM held 28 per cent by value of the small business systems market in the UK by value in 1981 with Burroughs in second place with 10 per cent. Systime, Olivetti, DEC, NCR, Nixdorf and Kienzle all have a smaller share. ABS is somewhere among the 100 or so other companies which provide systems to the UK market.

What makes ABS of special interest is the fact that it is owned and supported by the mighty Trafalgar House group of companies and is, in fact, Trafalgar's only direct interest in computer marketing.

ABS turnover is somewhere under 1 per cent of that of its parent and its contribution to Trafalgar House's profitability is proportionately small. But Trafalgar House seems prepared to back its tiny subsidiary as it struggles for success in what is, for it, strange and unfamiliar territory.

Mr David Taylor, Trafalgar House finance director, is chairman of ABS and has been associated with the company since it became part of the group.

He says: "It was small and an odd fit in the group; it needed time to grow and time to establish itself in the group."

Trafalgar House became involved in the first place because it had provided John Peers with desperately needed working capital in the early days. In 1974, Trafalgar acquired the entire company and reconstruction began.

When John Elsden was appointed managing director in 1979, the ground had already been prepared for substantial growth.

Mr Elsden is himself something of a phenomenon in the industry. Only 30 years old now, he was the youngest managing director in the Trafalgar Group when he took up his post.

His rise in the company was meteoric. Joining as a programmer at the age of 20, he was software research and development manager within three years and technical manager within six.

Ability

Outgoing, instantly likeable Mr Elsden is a powerful combination of businessman and nuts-and-bolts technologist. In minicomputer companies, that is often essential. The microcomputer companies are already following the example of the first wave of minicomputer manufacturers, set up and run by technologists with little idea of financial needs.

That led to a heavy sprinkling of closures and reorganisations in the middle to late 1970s.

Mr Elsden has no such problems. His technical ability is of a standard to enable him to have created ABS's own computer language SIMPLE. His business ability leads to creativity of a different order.

"Stock is the major problem for minicomputer manufacturers. I keep a rigid grip on everything that is bought and everything that is sold. When I took over I bought 10,000 8K static RAMs (an important form of memory chip in computer systems). Within 12 months, market shortages had forced the price up to 16 times the original price."

What Mr Elsdon believes—and his view has the blessing of Trafalgar House via David Taylor—is that users of small business systems need a complete package. They need good, reliable hardware and effective software but they also need their hands held while the system is being run in.

Mr Taylor says: "We do not set out to be a flashy, gimmicky outfit. We want a reputation for well organised and professional service and we want every one of our sales to be a reference point."

The company is already beginning to draw in some prestigious orders. Late last year it was announced that the Post Office was setting up a new courier-type service based on ABS MX computers which provide the communications links between customers, despatcher and despatch riders.

And within the past few weeks it has become clear that ABS is one of the few companies which the Department of Industry has chosen to build prototype automated office systems. Only 12 companies—with Xerox, Systime and IBM among them—have put forward office schemes of sufficient quality to be accepted by the DoI.

These two projects have given ABS an immense boost in confidence. Mr Elsden and Mr Taylor feel their original strategy for improving the company's performance has been justified.

"When I took over," Mr Elsden said "we had 138 staff of whom only seven were salespeople. The company was dominated by technologists. We have roughly the same number of staff today but there are 40 people selling."

ABS is strong in a number of vertical markets—a sound approach for a small computer manufacturer. It is a major supplier of systems for magistrates' courts, for example. PAMS, its police and magistrates' courts system, costs about £100,000 and is used by 12 separate authorities.

The company is hoping for great things from its Works Information and Management System, WIMS, designed to provide maintenance and work departments with a shop floor level system.

Profitability

It is looking for a niche in production control with Manumark, a suite of programs intended for stock and production control.

ABS owns the manufacturing rights for its GRI-derived computers (a move which Mr Elsden believes to be among the most important he has made); the operating systems for its computers are now sound and mature; and although its figures are swallowed up somewhere in the £1bn or so that Trafalgar House turns over each year, David Taylor's statement, that ABS revenues are growing steadily and that there is a significant improvement in its profitability, is not just proprietorial pride.

"We are looking for confidence-led investment," he said. "That means getting the confidence of the group so that it will allocate the appropriate amounts of investment capital. There was no way we could simply have stood aside and done nothing about ABS and we could see the possibilities. You simply cannot dabble in this market. You are either in or you are out."

ABS is still in a market where a whole raft of companies have had to get out. That is one of its strengths. The continuing confidence of Trafalgar House is the other.

Alan Cane

Tandy TRS-80

MANAGERS SAVE TIME!

Increase Your Productivity With Our Desktop Business Computer

Model III Microcomputer is Available For Immediate Delivery



£1699

48K Dual-Disk TRS-80 Model III

Our Most Affordable Business Computer for ...

- Financial Planning
- Electronic Filing
- Forecasting
- Investments and Personal Finance
- Word Processing And Mailing Lists (Optional Printer)

The Model III is the ideal computer to save time and money, and to organize the jobs every manager faces daily. Come in today for a demonstration of our outstanding Model III management software.

Tandy COMPUTER CENTER

SALES TRAINING SERVICE LEASING

DROP-IN AT YOUR LOCAL TANDY STORE, COMPUTER CENTRE OR PARTICIPATING DEALER FOR A FREE NO OBLIGATION DEMONSTRATION.
See your Yellow Pages for details

NEW Send for your FREE 1982 TRS-80 Computer Catalogue
Computer Marketing, Tandy Corporation (Branch UK), Tameway Tower, Bridge Street, Walsall, West Midlands. WS1 1LA

Name
Address
Postcode FT1

OVER 290 STORES AND DEALERSHIPS NATIONWIDE
Check your phone book for the Tandy store or Dealer nearest you
Known as Radio Shack in the USA
Prices may vary at individual stores.
Offers subject to availability.

WHETHER YOU ARE SPENDING £10,000 or £250,000 ON YOUR COMPUTER YOU NEED

Unbiased Computer Consultancy

YES — REALLY UNBIASED

WE MATCH EVERY CLIENT'S NEEDS AGAINST 1050 MANUFACTURERS AND SUPPLIERS OF COMPUTERS AND OVER 25,000 APPLICATION PROGRAMS.

4 years research into the computer and word processor market has been transformed into the world's first computerised information library.

Atlas can now match your company's requirements against the equipment, programs and expertise offered by over 1050 manufacturers and suppliers in over 300 market areas from Accountancy to Yacht Design.
It's more efficient — Far less costly — Reduces risk — and cuts out all pressure from Salesmen.
Our nationwide network of Consultants is available to help you — Without obligation.

RETURN THE COUPON

Or, if urgent - Telephone:
Maurice R. Hamlin on 0204-24117

To: 'COMPUTERSCAN'
ATLAS COMPUTER CONSULTANTS LIMITED
MANCHESTER ROAD
BOLTON BL2 1EX

PLEASE SEND FULL INFORMATION ONLY

To:
Company's Name
Address
Post Code
Contact Name
Position
Tel. No:

ATLAS ARE PARTLY OWNED BY ONE OF THE MAJOR BANKS AND HAVE NO AFFILIATION TO ANY COMPUTER COMPANY

هكذا من الاصل

THE VERSAILLES SUMMIT

Everyone has their way

By Reginald Dale in Paris

"PRUDENCE" AND "process." These are the two latest catch words to make their entry into the murky vocabulary of international negotiations following the weekend's Versailles summit.

In their final communiqué, the seven leaders of the West's largest industrial nations officially pledged urgently to pursue "prudent" monetary policies and a "prudent and diversified" economic approach to the Eastern bloc, and said they would take into account the need for "commercial prudence" in limiting export credits to the Soviet Union and its allies.

If they had tried to agree on what "prudence" actually means in the practical terms of exchange rates or the future volume of credits to the East, they would be condemned to banquets in the Hall of Mirrors for the foreseeable future.

"Commercial prudence" turned out to be one of the stars of the summit. It was one of the most important ingredients in the concoction of an inevitably rather vague agreement on export credits, which emerged as the make-or-break issue as the Versailles talks threatened to reach an argumentative showdown. Disagreement on the issue between President Ronald Reagan and President Francois Mitterrand of France turned the closing hours of the summit into what the Americans described as a "cliff hanger."

In accepting the key phrase "including also the need for commercial prudence in limiting export credits," M Mitterrand went rather further than he had originally intended. France had opposed any reference to limits—there subsequently developed a rather fruitless argument about whether the word meant the same in English as in French (the majority view was that it did)—and had wanted to keep its hand free to grant government-subsidised export credits to the East.

It was typical of the Versailles talks that the final outcome on credits allowed everyone to claim that they had had things their own way. M Mitterrand immediately declared that it was up to each government to decide what was commercially prudent, and both French and German officials said that there was nothing in the agreement to stop credits rising as European governments thought fit.

The Americans, for their part, claimed a major victory. For the first time, they said, all the leading Western countries had agreed that economic, commercial and financial pressure should be applied to the Soviet Union, alongside political and diplomatic pressure.

A hard-pressed Mr Donald Regan, the U.S. Treasury Secretary, had a tiresome time answering questions on whether "limiting" credits could also involve allowing them to increase. He did not want to admit that it might, but had trouble with the deliberate ambiguity that is usually built into such phraseology to make it acceptable to everyone at the negotiating table.

U.S. officials, while admitting that the wording was not quite as tough as it might have been, claimed to be satisfied with the agreement that each country's performance should be monitored every six months in the OECD, and with the implication that governments should increasingly move towards commercial rates. One of Washington's preoccupations has been that as private banks have run down their lending to the East bloc, governments have stepped in with subsidised credits on loans that the banks no longer regard as commercially justifiable.

To get an agreement he felt he could live with, Mr Reagan had to pull out all the stops. Without saying so in so many words, he implicitly threatened to torpedo any consensus on a new move ahead in the North-South dialogue between industrial and developing countries if he did not get satisfaction on the East-West issue.

However, a fairly clear package of mutual concessions — mainly between France and the U.S.—emerged at Versailles. France, under pressure as the host country to achieve a summit "success," budged on export credits. The U.S. made what the Europeans regarded as significant moves on exchange rate intervention to stabilise the dollar and on the North-South dialogue.

This is where the magic word "process" takes its place alongside "prudence." By agreeing to increase monetary co-operation, including a U.S.-inspired study of the effectiveness of intervention, Washington, in the European view, has got itself drawn into a "process" that will make it more difficult for it to resist pressure to intervene in the exchange market if the dollar climbs too high.

The leaders of France and the U.S.—mutual concessions at Versailles

A similar "process" again in European eyes, could give the Europeans a greater say in the dollar's exchange rate and U.S. policy in general, following the summit's agreement to co-operate more closely on the convergence of economic policies. France, Germany and Italy made it clear that they regarded the U.S. as having virtually become an honorary member of the European Monetary System.

Needless to say, Mr Regan disagrees. The U.S. did not put its name to that particular part of the summit's "statement" of international monetary undertakings, and showed little inclination to change its policy of non-intervention except when market conditions become "disorderly"—in accordance with IMF rules. The Reagan Administration has only intervened once in the exchange markets—following last March's assassination attempt on the President—and Mr Regan made it clear that even if the Versailles agreement had been in force over the past 18 months it would not have done so more often.

Far from leading to greater intervention, the U.S. believes that the study agreed at Versailles will prove its point that intervention simply cannot work once a medium- or long-term trend in a currency has taken hold. Mr Reagan said that the U.S. would not intervene against either an upward or downward trend in the dollar—except of course, "in disorderly conditions." One of the hopes of the Europeans is that the study can be used to reach a clearer definition of what "disorderly" actually means—one, of course, that would oblige the U.S. to intervene more often.

The Americans, on the other hand, still believe that the way to fulfil the Versailles commitment to greater exchange rate stability is through the parallel commitment to economic convergence. The idea here is to extend existing annual bilateral surveillance of industrial countries' economies by putting it on a multi-lateral footing. Each country would have a greater opportunity to comment on the likely impact of another's medium-term economic policies — although any recommendations would not be binding.

As in the case of credits and intervention, it is far from clear that this is actually going to make much impact on the real world. The European Community has for years been trying to promote the convergence of member nations' economic policies, under tighter institutional control than that envisaged for the Versailles summit, with less than devastating success.

The motives are laudable enough. Everyone would like to see lower inflation, higher growth and more jobs, as called for at Versailles. But Mr Reagan's view of the best way of setting about it is never going to be the same as that of M Mitterrand.

Two major causes of transatlantic strife were notably absent from the headlines at Versailles—which in any case tended to be dominated by the Falklands and the Middle East. They were the once predicted major European assault on high U.S. interest rates and Washington's objections to the natural gas pipeline from Siberia, which it sees as making Western Europe dangerously dependent on the Soviet Union as an energy supplier.

Herr Helmut Schmidt, the West German Chancellor, did indeed raise the interest rates issue and there was a mild reference in the communiqué to rates in general being "unacceptably high." But Herr Schmidt said that he was not necessarily pointing the finger at the U.S., and M Mitterrand did not return to the charge in the way that he did at the last world economic summit in Ottawa last July.

At that meeting he warned Mr Reagan that Europe would have something pretty tough to say about U.S. interest rates if they were not well down by the end of 1981.

U.S. officials said that no deals had been made on the pipeline, and that Mr Reagan has still to make up his mind about whether to try to prevent U.S. subsidiaries and licensees in Europe participating in its construction. He will do so after he gets back to Washington from Europe at the end of this week.

The Americans were pleased with the communiqué's renewed commitment to free trade and said that they had been impressed by the dedication of all present to making a success of the GATT ministerial meeting to be held in Geneva in November.

For their part, the Europeans expressed satisfaction at what they regarded as a major U.S. concession on the North-South dialogue, in which Washington accepted that the latest position of the developing countries—calling for the opening of a broad round of "global negotiations" in the United Nations—could be a basis for further consultations. In return, the Americans secured a public commitment that the independence of existing international institutions would be respected—and a private one that the Europeans and Canadians would not gang up with the developing countries against Washington.

The seven nations have made commitments that sound praiseworthy, but in language that still conceals major differences. Most participants regarded it as just another step along an already well-worn road. Prudence may be a virtue but after Versailles the process of putting it into practice still remains to come.

Lombard

The obstacles to corporate bonds

By Max Wilkinson

THE TREASURY has been giving a lot of earnest thought recently to the question of how to patch up a relationship between those two pillars of capitalist society, the company treasurer and the ordinary saver. Efforts to bring them together again in a revived corporate bond market have gained momentum for two reasons: first, there is a theory among officials that when interest rates fall to around 12 per cent companies might once again be prepared to issue fixed interest stock to the public; secondly, this is seen as one of the few painless ways in which excess monetary growth now would be mopped up.

However, there is a fundamental dilemma about how the investors' return on a commercial bond should be treated by the taxman. This difficulty arises directly out of the last Budget which for the first time offered ordinary savers the chance of an inflation-proofed investment in indexed gilts. This offers the investor complete protection, since government stocks are in any case exempt from capital gains tax. Private sector investments were in theory given the same privilege by the decision to exempt inflationary gains from capital tax. This has increased the appeal of equity investment, but is not as even handed as it appeared, since it leaves the indexed gilt with a clear advantage over private sector bonds, as opposed to equities.

The reason is that high inflation rates have created a deep and muddy confusion between the once distinct concepts of capital and interest. A large part of the payments normally called "interest" are in a real sense repayments of capital. Out of a 14 per cent interest coupon perhaps 10 per cent is being paid as compensation to the investor for the fact that his capital is being eroded by inflation. This erosion represents, in effect, a transfer to the borrower, because inflation reduces his debt at the same time as reducing the savers' real asset. This effect is counter balanced by inflated interest rates.

But under the present rules the adjustment to capital values concealed in the interest rate suffers the full penalty of income tax and investment income surcharges.

One answer to this long-standing injustice would be to design a corporate bond which would compete with the indexed gilt, by taking full advantage of the new inflation-proofing of capital gains tax. A low coupon bond with an interest rate of, say three per cent, might be offered at half its par value. Most of the investor's return would come from the 100 per cent "capital gain" when the bond was redeemed. This gain would not be taxed except to the extent that it exceeded inflation for the period.

Unfortunately, the Inland Revenue does not appear to see it this way. It says that under its special powers it could—and probably would—treat the gain as income and tax it accordingly. Since no bond of this sort has been issued in the UK there is still uncertainty about this position. However, the Inland Revenue is extremely worried about the possibility of a bonanza of tax avoidance if people were able to switch income, and perhaps even salaries, into capital gains, through cleverly designed bonds.

But even if the gain were allowed to be treated by the investor as capital, as it should be on any conventional view, there is a further catch. The authorities insist on the principle of "symmetry" which says that if a payment is capital in the hands of the investor it must be treated as a capital transfer also by the company. Consequently companies could not offset the payment against corporation tax as is possible with an interest payment. No such bonds would be issued.

Thus, for powerful reasons, the Inland Revenue seems likely to block any private sector scheme which would allow the ordinary saver to protect his capital from being squeezed between the pincers of inflation and income tax. It is plainly unsatisfactory that the tax position should remain uncertain.

If inflation were really stabilised at a low level, then the corporate bond market could revive spontaneously. Otherwise there probably are adjustments to the tax system which could give the market a worthwhile help, even if they do not solve fundamentally the problem of inflation-proofing in the private sector.

Letters to the Editor

The tyranny of the common agricultural policy

From Mr W. Jones

Sir, — John Cherrington (May 21) referred to the "tyranny of distance which puts New Zealand on the rack." This is indeed an interesting point of view, particularly so at a time when the UK has been able to mount naval and military operations 8,000 miles away from base. We appear to have overcome successfully the tyranny of distance in the case of the Falklands. I hope that we may be no less successful in overcoming the tyranny of distance in the case of New Zealand foodstuffs.

The real problem is not the tyranny of distance but the tyranny of the common agricultural policy. If it were not for the limitations imposed by the EEC upon the importation of foodstuffs, New Zealand would have little to fear from the distance involved. New Zealand is faced with a situation in which Britain, as a result of joining the EEC, has lost the right to import foodstuffs from other territories without the imposition of import duties or other restraints. One could have understood it more easily had this been a penalty imposed upon us by a victorious enemy determined to bankrupt the UK.

We have very powerful interests which try to tell the consumers of the UK that there is no more cheap food available from overseas, and that for policy reasons we should not seek to buy it even if it were available. I do not think that anyone can predict the possible market for butter or for any other foodstuff in the UK in the years ahead. It is possible that changes of taste, increased (or reduced) prosperity, different medical opinions may affect the consumption of particular foodstuffs.

Butter is certainly a case in point. We are told that the consumption of butter has been reduced. This is hardly surprising when the operation of the common agricultural policy has had the intentional effect of increasing the price. Some people distrust market forces and consider that we are better served by giving unprecedented powers to the Ministers of Europe and to their executives at Brussels. I would prefer to take my chance with market forces which, over the years, have proved much more beneficial to the people of the UK than any of the many forms of regulation from which we have from time to time suffered.

In a previous article (December 18 1981) Mr Cherrington pointed out that "farmers' returns have at the moment overriding support from the common agricultural policy which effectively keeps out imports from the outside world by means of levies and outright prohibitions." I suggest that this is the real tyranny facing both New Zealand and consumers in Britain, and not 12,000 miles.

We must also be grateful to Mr Anthony Rosen (May 29) for giving the consumers of this country a real insight into the thinking which supports the built in restrictions of the common agricultural policy. He wants British tax payers to pay New Zealand to pour milk down disused coal mines.

When the history of our times is written I wonder what will be said of the politicians and statesmen of the United Kingdom and of the EEC countries who, as a matter of deliberate policy, ensured that the consumers of Britain and Europe were forced to pay high prices for their daily food. This, after all, is the object and intention of the common agricultural policy, and the result has been a reduced standard of living for consumers throughout the EEC.

W. A. Newton Jones.
c/o W. H. Jones and Co. (London),
Whetstone, N20.

The Wembley factor

From the Leader, Hillingdon Borough Council.

Sir,—I read with amusement (June 3) Mr Paul Tyler's extraordinary analysis of the Beaconsfield by-election. I did observe the campaign at close range. My observations on the evening of polling day enable me to identify the cause of what he refers to as "the remarkable level of abstention." It was "the Wembley factor." For some unaccountable reason many voters—preponderantly male—were glued to their television sets between 7.30 pm and 9.30 pm, the hours when polling is traditionally at its heaviest. I was unable to dissuade them from watching a football match whose result was unpredictable in order to vote in an election whose result was entirely predictable.

John Watts.
Civic Centre,
Uxbridge, Middlesex.

Not so blinkered engineers

From the Secretary, Institution of Mechanical Engineers.

Sir,—Christian Tyler's very readable feature, "The blinkered engineer" (May 27), skilfully encapsulates the thinking that two years ago led us in the institution to establish a management division to extend as widely as possible the managerial competence of chartered mechanical engineers. Our aim thus matches the theme of the feature which is to improve the engineers' knowledge of those managerial skills required to make a full contribution to the corporate objectives of their organisations.

Our researches suggest that our engineers have every incentive to do just that, because, given appropriate management training and experience, the engineer, of all the professions, is best equipped to cope with the immense technological changes required to enable industry to compete, survive and prosper in a changed and much more demanding economy.

Our efforts are therefore being concentrated upon the post-graduate training required to achieve that aim. Needless to say, however, we cannot succeed in isolation but must rely on the active support of educationalists, employers and, indeed, the media if we are to improve significantly the status of engineers and the standard of engineering management in industry.

Alex M. McKay,
1 Birdcage Walk, SW1.

Distributing welfare funds

From Mr D. Lindsay

Sir,—While I certainly agree with Frank Field (May 20) that the tax system requires root and branch reform to remove its bias against those supporting children, and to eliminate other anomalies, I cannot accept that, once so pruned, it should play any part in the welfare system. Indeed, almost by definition, those in need of welfare should not be paying tax, and vice versa. The purpose of taxation is simply to provide the funds required by the state (which include, of course, those needed for welfare), and it should do this by levying taxes according to ability to pay, such ability being a function of income and of personal and family basic need. It is not the place of the tax system to provide benefits; simply to be fair.

The principal reforms needed to bring the tax system into line with these objectives are abolition of mortgage interest relief, disallowance of the non-parental covenant for children, re-introduction of child tax allowances, abolition of married man's allowance, abolition of aggregation of spouse's incomes (and capital gains), partnership status for the "home-running" spouse in relation to family income, abolition of investment income surcharge, and the exclusion of investment income (as it does not cease on death) from the calculation of maximum life assurance relief.

As for the welfare system, I am happy to leave proposals for its reform to Mr Field and his more responsible friends, asking them only not to tamper with the tax system and not to waste welfare funds by distributing them where there is not the need.

David G. Lindsay
36 Orchard Coombe,
Whitchurch Hill,
Reading, Berks.

A stock of skills

From the Chief Education Officer, City of Sheffield

Sir,—Hampshire's chief executive's local solution (May 22) to local education and training issues are fine, in their local context. One could have no difference with him so far as he goes. But it is perhaps comparatively easy for him to believe that his prescription is adequate for Hants, which is bowered in that London and south coast area identified by a recent survey as providing 50 per cent of all computing jobs in the UK. It is a good deal less easy to see the absolute truth of the local solution and nothing but the local solution in places like mine where the employment tide of the old industrial revolution is ebbing.

A more complete view of the country's need for qualified manpower would say that the UK economy is going, rather too rapidly for comfort, through a process of profound change: that perceptive forward economic analysis and intelligence is urgently required for the country as a whole: and that the business of developing the stock of skills necessary to meet the demand of new technologies and of new economic management—and so to bring regeneration in a more competent national system of production and trade—is far too important to be left simply to the chancy aggregate performance of 121 local education authorities in Great Britain.

Michael Harrison,
PO Box 67,
Leopold Street, Sheffield.



Reed Intl. expands by £21.2m

DESPITE A sharp downturn by the newspaper division taxable profits of Reed International advanced by £21.2m to £71.6m for the 53 weeks to April 4 1982, with the final quarter contribution expanding from last time's £8.3m to £15.9m.

Full year stated earnings per £1 share came through well ahead at 47.3p (34.1p) and an increased final dividend of 10p (9p) raises the net total to 14p (13p).

The group's interests cover paper, paperboard, packaging, printing, publishing (Mirror Group Newspapers), wallcoverings and building products.

The directors say that although sales for the 53 weeks (up from £1.48bn to £1.7bn) increased by no more than the approximate rate of inflation which reflected difficult trading conditions, at the trading level profits increased from £55m to £82m with improved results in many sectors together with reduced losses in UK paper making and decorative products.

In addition, they point out that no significant losses were caused by industrial disputes, compared with an estimated loss of £12m reported in 1981 as a result of action taken by printers and journalists.

The pre-tax profit was struck after taking account of exceptional costs and provisions totalling £19.5m (£22.6m). UK rationalisation costs amounted to £20m of which £4m related to paper, £2m to packaging, £8m to decorative products and £6m to printing offset by a net gain of £1m from the disposal of subsidiaries and associated companies.

The profit was also after higher interest charges of £12.5m, compared with £7.7m but included a share of profit of associates of £2.5m (£3.1m).

Tax paid rose from £11.3m to £17.6m, with the UK share moving up from £1m to £6.1m, after which the net balance emerged £14.9m ahead at £54m.

At the attributable level profits were £54.1m (£22.9m) after minorities and an extraordinary debit last time of £15.4m.

A divisional breakdown of sales and trading profits for the 53 weeks shows: paper, UK £289m (£281m) and loss £0.9m (£15.1m loss), overseas £160m (£125m) and £23.3m (£17.5m); packaging £283m (£254m) and £20.1m (£20.7m); publishing £501m (£413m) and £30.9m (£25.9m); newspapers £254m (£220m) and £2.1m (£12.1m); decorative products £266m (£255m) and £0.3m (£14.1m loss); building products £133m (£124m) and £9m (£9.6m). Central costs, net of property sales amounted to £3.2m (£1.6m) and intercompany sales totalled £187m (£192m).

Paper-making in the UK recovered to a small profit before rationalisation costs. The Quebec Mill continued to perform well in a strong newsprint market, its results also gained from the weakness of sterling. Packaging operations in the UK and Holland maintained profits and market shares in highly competitive markets.

The group continued to expand its profitable publishing and related business both in the UK and U.S. Although advertising and circulation markets were weak, the combination of higher revenue with the absence of losses from industrial action in the UK resulted in increased profits despite the cost of providing for the redundancy programme at Odhams.

Newspaper had much reduced profits as a result of severely competitive market conditions and higher newsprint costs caused by the fall of sterling against the U.S. dollar.

In decorative products, Crown paints, Polycell and the Canadian businesses had improved results. UK and U.S. wallcoverings and UK textiles lost £12m (£24m) after charging £8m (£11m) for rationalisation

Building products again did well from UK home and export trade, but the Sphinx ceramic business in Holland suffered from the severe decline of the building industry in Europe.

Loan capital was increased in February by the issue of £25m Sterling Eurobonds and at year end amounted to £210m (£186m). Net cash deposits increased by £9m and net debt amounted to £156m (£141m), with £9m of the increase derived from exchange differences. Capital expenditure totalled £68m (£64m).

On a CCA basis pre-tax profits for the 53 weeks were £26.6m (£11.6m) and earnings per share 8.1p (0.6p loss).

See Lex

P. Brotherhood £2.1m loss: dividend held

AFTER ALLOWING for redundancy payments of £1.24m Peter Brotherhood ended the year to March 31 1982 well in the red, the pre-tax figure emerging at £2.14m, compared with a surplus the previous year of £297,000.

However, a same-again final dividend of 2p maintains the net total at 3p per 50p share.

The group had already fallen £393,000 into loss at mid-year after charging exceptional items of £84,000. The directors at that time anticipated increased sales and a profit in the second six months and expected the recovery to continue into 1982-83.

Full-year turnover of the group, a manufacturer of machinery and power plant, declined from £16.69m to £13.15m—the second-half figure being £6.7m (£7.6m). Operating loss for the year was £332,000 (£682,000 profit), after interest receivable of £237,000 (£87,000).

Commenting on the results they point out that failure of a European shipyard resulted in delayed delivery of a major waste heat recovery turbine and political difficulties in Poland meant that completion of one of the group's largest contracts was held back for several months. Both of these problems have been resolved since year-end.

As well as the redundancy payments the taxable deficit was also after taking account of interest charges of £327,000 (£317,000) and an increase in forward contract provision of £244,000 (£68,000). Tax took £20,000 (£66,000 credit).

The directors say that it is necessary to reduce the group workforce by 200. Operating cost savings will be in the region of £1.5m a year. The net cost of this redundancy programme will be £850,000. Provision for this was included in the results for the year under review.

To ensure that the maximum benefit is obtained from the reductions, the group is being reorganised into separate divisions, each responsible for a product group serving a defined market sector. Each division will return capability to meet existing and anticipated contractural requirements and will be able to respond quickly to any upturn in demand.

The directors remain confident that the group is well placed to take advantage of any improvement in world economy.

● comment

At the interim stage the Peter Brotherhood share price was 150p and the company was "confident" that the second half would show a profit. Redundancy costs of £1.15m apart, the second half showed a trading loss of £389,000 and yesterday the share price fell 6p to a 1981-82 low of 100p. Not so long ago Peter Brotherhood's change of marketing strategy towards high technology energy conserving products had endeared it to the market, and the dash for growth based on boosting turnover seemed to herald sharply rising profits. Turnover in the year to March 1982 in fact fell by 21 per cent. Market share has been increased, but the market has ben shrinking, so that Brotherhood has had to sell at 1979 prices against a backdrop of 1982 costs. Brotherhood now concedes that "we almost got away with the dash for growth." But the gamble has not paid off, and plain old-fashioned cost-cutting is now the order of the day. Peter Brotherhood insists that engineering capability will not be impaired, and the dividend is being maintained, but a profitable 1982 is not yet being predicted.

EUROPEAN OPTIONS EXCHANGE

Series		Aug. Vol.	Aug. Last	Nov. Vol.	Nov. Last	Feb. Vol.	Feb. Last	Stock
GOLD C	$325	62	19	3	54.50 B	—	—	$325.50
GOLD C	$350	96	10	10	22 A	9	32	"
GOLD C	$375	5	5	—	—	—	—	"
GOLD P	$300	—	—	—	—	15	12	"
GOLD P	$325	7	15	—	—	—	—	"
GOLD P	$350	5	32	7	35	—	—	"
GOLD P	$375	10	62	5	52 A	—	—	"
12¾ NL 81 87-91								
P	F.110	100	0.70	—	—	—	—	F.112.70
P	F.112.50	100	1.70	—	—	—	—	"
10¾ NL 80 86-95								
C	F.102.50	—	—	4	1.10	—	—	F.101.70
11½ NL 82 88-92								
C	F.102.50	5	1.60	—	—	—	—	F.103.70
C	F.105	10	0.30	—	—	—	—	"
P	F.105	50	2.20	—	—	—	—	"
10 NL 82 86-89								
C	F.100	—	—	4	1	—	—	F.98.80
		July		Oct.			Jan.	
AKZO C	F.25	—	—	19	1.30	—	—	F.24
AKZO C	F.27.50	—	—	12	0.60	—	—	"
AKZO P	F.25	100	1.30	5	1.80 B	—	—	"
AKZO P	F.27.50	7	3.50 B	10	3.50	—	—	"
AKZO P	F.30	—	—	10	6	—	—	"
HEIN C	F.65	48	5.20	—	—	—	—	F.60.20
HEIN P	F.60	—	—	5	3.40	—	—	"
HOOG C	F.15	—	—	30	1.40	—	—	F.14.90
HOOG P	F.17.50	15	2.80	—	—	—	—	"
IBM C	$60	—	—	6	4½	—	—	$60⅜
IBM P	$60	6	1¼	—	—	—	—	"
KLM C	F.80	15	10 B	—	—	—	—	F.88.80
KLM C	F.90	200	3.70 B	104	7.50	—	—	"
KLM C	F.100	49	1.10	73	4	16	6	"
KLM C	F.110	140	0.70	27	2.40 A	—	—	"
KLM C	F.120	15	0.20	28	1.50	10	2.50	"
KLM P	F.80	47	1.50	42	2.80	—	—	"
KLM P	F.90	104	4.80	97	5.50	—	—	"
KLM P	F.100	179	12	26	12.20	—	—	"
KLM P	F.110	9	21.50	—	—	—	—	"
NEDL C	F.120	—	—	7	3.50	—	—	F.114
NEDL C	F.130	—	—	13	2	—	—	"
NEDL C	F.140	7	0.10	—	—	—	—	"
NEDL P	F.110	13	1.10	50	3.20	—	—	"
NEDL P	F.120	12	7.20 B	25	7.50	—	—	"
PHIL C	F.22.50	—	—	60	1.70	—	—	F22.90
PHIL C	F.25	216	0.20	50	0.70	61	1	"
PHIL C	F.27.50	—	—	40	0.50	—	—	"
PHIL P	F.20	20	0.10	—	—	—	—	"
PHIL P	F.22.50	—	—	6	0.90	23	1.20	"
PHIL P	F.25	77	2.20	—	—	33	2.40	"
RD C	F.70	—	—	6	21.50	—	—	F90.50
RD C	F.80	30	11	—	—	—	—	"
RD C	F.90	200	2.90	57	4.80	8	5.50	"
RD C	F.100	40	0.30	28	1.50	23	2.50	"
RD P	F.80	—	—	16	1	—	—	"
RD P	F.90	269	2.20	177	4	5	4.80	"
UNIL C	F.150	—	—	15	4.20	—	—	F145.40
UNIL C	F.160	—	—	—	—	10	2.70	"
UNIL P	F.140	20	1	25	2.50 B	—	—	"

TOTAL VOLUME IN CONTRACTS: 3671

A=Asked B=Bid C=Call P=Put

Dencora raises £1.22m and seeks USM quote

Dencora, an East Anglian industrial property development and investment group, is seeking a quotation on the Unlisted Securities Market, following a £1.22m placing. Stockbrokers Phillips & Drew are placing 2.1m ordinary 25p shares at 58p each, representing some 17 per cent of equity.

The placing prices values the company at £7.02m in which founders and joint managing directors Colin Holmes and Richard Youngs each retain an interest of about 37 per cent.

Mr John Laurence, a senior partner of chartered accountant Hayes Allan and chairman of the property company Estates and General Investments, was appointed non-executive chairman of the group in March.

The money raised will be used to fund new development work and reduce borrowings, which at May 24 last totalled £8.66m. This compares with net assets at the end of 1981 of £8.17m and a property portfolio valued at £16.09m, of which 81 per cent was industrial and warehouse property. Following the placing net assets are estimated to be 80.7p.

Mr Holes, 49, and Mr Youngs, 46, were two of the founders of Dencora Properties in 1970. This company's first major project was the development of 12 factories on a site in Beccles, Suffolk. Two years later Harvey and Leech, a local housebuilder was acquired.

Since then a portfolio of industrial and warehouse units in East Anglia has been built up with developments funded by bank loans, primarily from Chase Manhattan Bank. Sites are obtained chiefly from local authorities on a long leasehold or freehold basis and standard type units are constructed using sub-contract labour controlled by the company's own site foreman.

In addition to the property side the group has an ironmongers and builders' merchants business with a warehouse and two retail shops in Beccles. Up to two years ago this business was the major contributor to gross profit.

Over the last five years pre-tax profits have changed little: £233,000 in 1977 to £271,000 in 1981. But net rents received have grown from £149,000 to £888,000 before net interest costs and overheads, which last year amounted to £781,000 and £638,000 respectively.

At the placing price the historic p/e is given as 32.2p. The main aim is asset base growth as a result a high proportion of distributable profits will be retained and no dividend is likely to be paid for the foreseeable future, the company says. No profit forecast is given.

Dencora points out that many of the current rents are due for review in 1983 and the group has enough industrial land for planned developments over at least the next two years. These involve the development of about 100 more light industrial and warehouse units, increasing total space for letting by some 50 per cent.

● comment

Dencora stands out from many property developers and investors because of its direct involvement with construction. It has also established a good relationship with local authorities for securing valuable sites thus up front costs of a development are little more than the actual construction work. These factors, together with the use of standard units, has enabled it to keep building costs well below average and exposure risks low. East Anglia has not figured highly as a growth area in the past but improved road links are helping to change that. However, while rent reviews should take the group's income well over £1m next year, the high level of borrowing leaves the company's ability to expand very much at the mercy of interest rates until there is a significant strengthening in the rental market.

SPAIN

June 4	Price %	+ or −
Banco Bilbao	356	+2
Banco Central	344	+4
Banco Exterior	309	
Banco Hispano	316	
Banco Ind. Cat.	114	
Banco Santander	331	+2
Banco Urquijo	193	
Banco Vizcaya	368	
Banco Zaragoza	250	
Dragados	136	−2
Espanola Zinc	70	
Fecsa	65.2	+0.2
Gal. Preciados	34	+1
Hidrola	67	−0.2
Iberduero	51.5	
Petroleos	92	
Petrolber	99	
Sogelisa	10	
Telefonica	71	+0.5
Union Elect.	62.5	−0.2

ICL cuts losses to £13.5m at midway

FOR THE six months ended March 31 1982 ICL, computer manufacturer, has cut its pre-tax losses to £13.5m, compared with £33.9m last time, indicating that significant progress has been made in restoring profitability as quickly as possible, the directors state.

The group's major manpower reduction programme was largely completed at the end of March. This, together with other rationalisation measures should enable the group to show a pre-tax profit, in the second half, in excess of the loss for the initial period, they say.

The directors also announce plans to bring the business of Computer Leasings (CLL) into the group. ICL holds 5 per cent of the shares and it intends to acquire, on June 30, the remaining 95 per cent from the financing participants at their par value of £2.8m.

ICL will also repay to the same, over the period to December 1983, cash advances to CLL of some £42m. "We will be able to finance this repayment obligation from cash flowing from the existing hire contracts with ICL customers."

The net effect of the acquisition, which will take place from July 1, on ICL's P and L account, based on current forecast of equipment returns by customers, will be to increase 1981-82 pre-tax profits by more than £2m, and in the range of £7m to £10m in a full year, but reducing as existing CLL equipment comes off hire.

First-half turnover of ICL edged ahead to £335m, against £318m, with some £7m of the increase due to currency movements. Deliveries and new orders improved in the UK, but there was an offsetting deterioration in certain overseas markets. The resultant modest improvement was in line with overall plans, the directors state.

They add, however, that despite the relatively low growth, trading loss, before interest, was reduced from £19.1m to £0.6m, mainly because of the lower cost base of the business, resulting from major rationalisation measures.

Total world-wide group borrowings, as at March 31 last, were £132m after deducting cash balances, but including £85.6m of export credits. At March 31 1981 and September 30 1981, the group's net borrowings were £189m and £164m respectively, but the former was before the conversion, last September, of £50m of bank borrowings into redeemable preference shares.

The directors state that borrowing levels were reduced by the rights issue last January, which raised a net £32m. The major rationalisation measures cost about £40m in cash during the 12 months to the end of March.

If net borrowings are adjusted for these three factors, the group generated a net cash inflow of £15m during the year to end March 1982, they state. "This achievement reverses the trend of the previous two years when the group suffered significant net cash outflows."

Although the present economic environment is less favourable than the group expected a year ago, particularly overseas, the directors say there were some indications of a stronger order position towards the end of the first half. "For the full year, both deliveries and order levels should be somewhat ahead of last year."

ICL sells equipment to CLL at prices comparable with sales direct to customers on the basis that customers will maintain their hire contracts in being for a specified time. ICL has an obligation to repurchase equipment should this be returned by the customer—ICL provides for this as a deferred liability, Leasing Repurchase Provision.

This is intended to cover the difference between the price payable to CLL on repurchase—at CLL's net book value—and the value to ICL based on original cost less ICL's imputed depreciation to the date of repurchase.

The value of the CLL assets to be acquired is estimated at £104m, based on the CLL valuation of equipment. On acquisition ICL will write these assets down to their original costs to ICL, less the group's imputed depreciation to the acquisition date. The related part of the Leasing Repurchase Provision held by ICL will therefore no longer be required.

In addition, CLL's estimated deferred tax liability of £57m, at June 30 next, will be available for credit to ICL's reserves since this liability should not materialise within the group in the foreseeable future.

The effect on ICL's reserves shows an improvement in net worth of £28m.

For the six months interest charges took £12.9m (£14.8m), and tax was £2.7m, against £2.2m.

Minority interest amounted to £0.2m compared with £0.1m, and the attributable loss came out at £16m, which was £34.6m less than the 1980-81 period, when there was an extraordinary debit of £14.6m.

Loss per share is given as 7.86p (21.29p).

See Lex

Laird Group ahead so far

Profits of Laird Group for the first four months of the current year were ahead of last time, Sir Ian Morrow, chairman, told shareholders at the annual meeting. And the group faced the future with confidence, on the basis that it was in a sound position to develop its business further, he said.

Almost £100m export sales had been won so far, dominated by orders for trains and conveyors. Elsewhere in the group, however, demand had fallen back, particularly in components for aero-engines and in buses.

In the U.S. trading conditions were extremely hard and were expected to remain so during the year.

Good second half boosts Metal Box to £40.2m

SECOND half taxable profits of Metal Box, packaging containers and central heating equipment manufacturer, were better than expected at £21.5m, against £9.24m, and have boosted the figure for the whole of the March 31 1982 year to £40.2m, compared with a previous £29.1m. Sales moved ahead by £119m to £1.2bn.

Mr D. I. Allport, chairman and chief executive, says there was some improvement from the UK operations and a further significant advance from those overseas.

After tax of £18.2m (£14.2m) earnings per £1 share are shown well up at 16.3p, against 7.6p, and with a maintained final dividend of 6.51p net, the total for the year is increased from 10.71p to 11.55p.

A divisional analysis of sales and profits, before interest and tax, of £75.4m (£55.9m) shows: packaging—open top £260m (£275m) and £1.6m (£0.4m); general line £155.9m (£133.3m) and £10.6m (£5m); paper and plastics £119.8m (£127.4m) and £4m (£3.4m); engineering £39.1m (£38.8m) and £0.8m (£0.6m loss); overseas subsidiaries £513.4m (£400.1m) and £57.1m (£45.4m); associates £3.4m (£3.5m) profits; central heating—Steirad £107m (£101.5m) and £2.1m (£1.2m loss).

Mr Allport says that in the UK the beverage can business still gave problems, because of acute over-capacity in the industry, but that "robust action" has been taken in this area; the group is in the course of closing four unprofitable two-piece can production lines at Westhoughton.

The modernisation of UK radiator production is nearing completion and the Monmouth factory is being closed. As a result, the chairman says, the central heating business—the group's other problem area—is showing signs of an improvement.

The general line side made "real progress," as to a lesser extent did the paper and plastics division. The engineering sector performed better, the chairman states, most of these improvements coming from increased productivity.

Funds generated during the year were less than planned, and although the increase in borrowings was well within manageable limits, there was an increase of £45m over the year, Mr Allport states.

The company will continue to invest where this is deemed essential, "but in the current year absolute priority is being given to cash generation and conservation."

He adds that paramount importance is attached to improving profitability of the company's UK business, building on the energetic steps which have been taken to contain costs and improve productivity.

Towards the end of the current year, some improvement in demand and price for the packaging business in UK should take place, Mr Allport says.

However, plans for this year are not based on the assumption of "anything more than a very modest increase in level of sales in this country."

He adds that the uncertainties of the present are still such that it would not be prudent at this stage to be specific as to the scale of the improvement.

Associate companies' share of profits for the year were little changed at £3.4m (£3.5m) but interest charges expanded by £8.4m to £35.2m.

Minority interest took £9.6m, against £9.1m, leaving profits of £12.4m (£5.8m); but there were extraordinary debits totalling £30.3m for the period, against a previous £21m.

Of these items some £14m was for redundancy payments and the balance for write-down in respect of plant, equipment and inventory surplus to requirements on factory closures and other costs. The charge will only partially affect cash outflow, it is stated.

A revaluation of land and buildings during the year resulted in a £63.1m net surplus which has been credited to reserves and minority interests.

On a CCA basis pre-tax profits are reduced to £16.6m (£13.3m loss).

Mr Allport said later that after two years of effort on reducing operating costs and raising productivity in the UK, he felt with some confidence that the rationalisation process would be "much more gradual from now on."

Commenting on the fact that the cash position had been adversely affected he said the group was giving "high priority this year to rectifying this situation." He added that a rights issue was not on the immediate horizon.

See Lex

Anderson Strathclyde hits target

TAXABLE PROFITS of mining equipment manufacturer Anderson Strathclyde advanced sharply from £6.33m to £11.16m for the year ended March 30, 1982 after redundancy and reorganisation costs of £499,000, against £840,000, and interest charges £927,000 lower at £123,000.

The 76 per cent rise in the pre-tax figure was in line with the estimate given by Sir Monty Finniston, the chairman, in a defence circular to shareholders in May backing his rejection of a £64m cash bid for the group made by Charter Consolidated.

The offer has since been blocked by a reference by the Department of Trade to the Monopolies and Mergers Commission.

Turnover for the year rose from £8.42m to £10m and at the trading level profits were £11.78m, compared with £8.22m. Tax took £3.08m (£1.6m) after which stated earnings per share were 17p (10.4p).

The total net dividend is also in line with forecast, rising by 50 per cent to 6p by a final of 4.9p.

The increase in turnover was achieved in spite of the internationally depressed economic situation. As expected, the rate of increase which was achieved in the first half, moderated slightly in the second six months.

The full year increase brought advantage of higher margins on the additional volume.

On a CCA basis trading profits were £5.79m (£2.38m).

Downturn at Gill and Duffus

PROFITABILITY at Gill & Duffus Group is running at a "materially lower level than has been the case for some years," chairman Mr David Pearson told the annual meeting.

Mr Pearson said it was too early to forecast 1982 profits. But he said later that his remarks on this year's profitability should not be compared with the exceptional losses in Hong Kong last year.

The chairman told the meeting that as previously intimated trading in virtually all the company's markets continued to be very quiet.

Because of the recession, the world is in an over-supply situation for most commodities, and this naturally reduced trading opportunities, he said.

N. Brown jumps 44%

ON A 5 per cent increase in turnover from £28.55m to £30.05m, taxable profits of N. Brown Investments jumped by 44 per cent from £2.13m to £3.07m, in the year to February 27 1982.

Earnings per 20p share of this direct mail order business are stated at 13.92p (13.26p), while the final dividend is being raised to 4p (3.5p) net making a higher total of 6p (4.5p).

Mr Davoud Alliance, chairman, says the group seems to have reached a profitability platform from which increases at the sort of rate—40 per cent to 50 per cent—enjoyed during the last three years must be considered difficult to maintain. Sales for the current year, however, are ahead of the first three months of last year and he is therefore hopeful of at least "respectable growth" again this year.

He says the rise of only 5 per cent in turnover is misleading because of the effects of a fire at the group's principal mail order warehouse last June. This caused damage to the premises and stock, resulting in severe disruption in service and loss of sales.

Insurance indemnity has been received for the damage but the directors are of the opinion that but for the fire, group turnover would have been £3.5m more than achieved, which would have represented an increase on the previous year of 18 per cent.

Tax took £1.32m (£466,000), leaving net profits of £1.74m (£1.64m), and after extraordinary credits of £119,000 (£87,000 debits) the attributable surplus emerged at £1.87m (£1.58m). At the half year stage the group was already ahead with pre-tax profits of £1.02m (£605,000).

Losses at Caffyns cut to £0.22m

Taxable losses of Caffyns, automobile agent and engineer, were reduced from £383,792 to £222,194 for the 12 months to March 31 1982 after deducting interest charges, depreciation and staff pension fund contributions totalling £1.85m, compared with £1.94m. The loss included a surplus on properties following rationalisation of £725,900, against £313,575.

Turnover rose from £56.71m to £63.27m and at the trading level profits came through at £905,234 (£1.24m). Tax took £101,443 (£103,243), and after extraordinary credits of £129,943 (£38,045) there was an attributable deficit of £193,694 (£448,990).

The total dividend is held at 4.5p net by a final of 2.3p (same).

Southend Stadium

Taxable profits of Southend Stadium declined from £147,100 to £121,835 for the 1981 year. Net receipts were also lower at £84,256, against £132,931.

The pre-tax surplus was after tote tax of £56,395 (£68,886), but included rents receivable of £88,212 (£82,446) and investment income of £5,782 (£609). Tax took £55,424 (72,733), leaving a net profit of £66,411 (£74,367).

The dividend for the year is being increased from 0.43p to 0.47p net per 5p share.

DIVIDENDS ANNOUNCED

	Current payment	Date of payment	Corresponding div.	Total for year	Total last year
Anderson Strathclyde	4.9	Aug. 6	2.9	6	4
P. Brotherhood	2	Oct. 1	2	3	3
N. Brown	4	—	3.5	6	4.5
Caffyns	2.3	July 23	2.3	4.5	4.5
Lon. Prudential	3.05	July 22	2.6	5.3	4.85
Metal Box	6.51	July 23	6.51	11.55	10.71
Reed International	10	Aug. 17	9	14	13
Southend Stadium	0.47	—	0.43	0.47	0.43

Dividends shown pence per share net except where otherwise stated.
* Equivalent after allowing for scrip issue. † On capital increased by rights and/or acquisition issues. ‡ USM Stock.

The Fleming Far Eastern Investment Trust Public Limited Company

(Formerly The Guardian Investment Trust PLC)

Results for year ended 31st March 1982:

Ten Year Record

Year to 31st March	Gross Revenue £'000	Earnings per Share p	Net Dividend p	Net Asset Value p
1972	1,619	1.40	1.29	106.9
1980	3,856	4.69	*4.60	106.7
1981	3,981	4.78	4.70	147.7
1982	4,266	5.05	4.70	151.7

*Including special dividend of 0.70p.

The change in policy to that of a specialist Far Eastern Investment Trust approved by shareholders on the 13th April, 1982 is being progressively implemented. To date we are 45% invested in this area. The main emphasis will be on capital growth.

The Fleming Far Eastern Investment Trust PLC,
P&O Building (2nd Floor), 122 Leadenhall Street, London EC3V 4QR.
Telephone: 01-283 2400.

A world of knowledge in a nutshell

HENRY ROOT'S WORLD OF KNOWLEDGE

It has no rival

On sale now £6.50

Weidenfeld & Nicolson

M. J. H. Nightingale & Co. Limited

27/28 Lovat Lane London EC3R 8EB — Telephone 01-621 1212

1981-82 High	Low	Company	Price	Change	Gross div.(p)	Yield %	P/E Actual	P/E Fully taxed
120	120	Ass. Brit. Ind. Ord.	120	—	6.4	5.3	10.9	13.4
130	100	Ass. Brit. Ind. CULS	127	−1	10.0	7.9	—	—
75	62	Airsprung	73	—	6.1	8.4	8.3	14.3
51	33	Armitage & Rhodes	43	—	4.3	10.0	3.6	8.1
212	187	Bardon Hill	212	—	9.7	4.6	10.3	12.5
108	100	CCL 11pc Conv. Pref.	108	—	15.7	14.5	—	—
265	240	Cindico Group	265	—	26.4	10.0	10.7	12.0
104	61	Deborah Services	61	—	6.0	9.8	3.0	5.7
131	97	Frank Horsell	129	−1	6.4	5.0	11.6	23.9
83	39	Frederick Parker	76	—	6.4	8.5	3.8	7.3
78	48	George Blair	54	—	—	—	—	—
102	83	Ind. Precision Castings	89	−1	7.3	7.4	7.1	10.8
110	100	Isis Conv. Pref.	110	—	15.7	14.3	—	—
113	84	Jackson Group	103xd	−3	7.5	7.3	3.2	6.6
130	108	James Burrough	114	—	8.7	7.6	8.3	10.5
334	232	Robert Jenkins	232	—	31.3	13.5	3.2	8.2
67	51	Scruttons "A"	67	—	5.3	7.9	12.9	12.0
222	158	Torday & Carlisle	158	−1	11.4	7.2	7.1	12.2
15½	10	Twinlock Ord.	15	−0½	—	—	—	—
80	66	Twinlock 15pc ULS	78	+1	15.0	19.2	—	—
44	25	Unilock Holdings	25	—	3.0	12.0	4.5	7.6
103	73	Walter Alexander	83	—	5.4	7.7	5.5	8.7
263	212	W. S. Yeates	235	—	14.5	6.2	6.2	12.3

Prices now available on Prestel page 48146.

LADBROKE INDEX

Close 588-593 (+5)

THE TRING HALL USM INDEX

125.7 (+0.3)

Close of business 7/6/82

BASE DATE 10/11/80 100

Tel.: 01-633 1591

Duport to liquidate subsidiary

By Ray Maughan

Duport, the metal forming, furniture and plastics group has decided to put its still subsidiary into liquidation in an effort to deflect the Government's "remorseless" pursuit of grant recovery. The grants—£2.2m in regional development grants and a further £1.3m from the Welsh Office—now add up to some £4m including accrued interest.

They were paid to assist Duport set up a major steels plant in Llanelli, South Wales, an investment which "after four months of running beautifully," as Mr John Russell, the chairman, said yesterday, forced the group into a financial crisis 18 months ago.

The group has resisted the Government's claim in the belief that the Department of Industry acted unfairly in supporting the British Steel Corporation's aggressive pricing policies through a deep recession.

Although Duport has taken preliminary counsel's advice that its resistance is legally supportable, it is to appoint Mr Guy Baker of accountants Ernst and Whinney, as liquidator of the steel subsidiary. This would mean that the Government would rank only *as a conditional creditor*

The liquidation itself should be very straightforward. British Steel Corporation (Overseas Services) will take the remaining equipment—the melt unit—for £2m leaving only land and buildings in Llanelli with a book value of £500,000.

BOARD MEETINGS

The following companies have notified dates of board meetings to the Stock Exchange. Such meetings are usually held for the purpose of considering dividends. Official indications are not available as to whether dividends are interims or finals and the subdivisions shown below are based mainly on last year's timetable.

TODAY

Interims — Archimedes Investment, Bass, Carr's Milling Industries, Robert Kitchen Taylor.

Finals—Atkins Brothers (Hosiery), Capper-Neill, Cullen's Stores, Doornfontein Gold Mining, Driefontein Consolidated, Fleet Street Letter, Kloof Gold Mining, James Latham, Libanon Gold Mining, Premier Consolidated Oilfields, Scoreros, Sketchley, Venterpost Gold Mining, Vlakfontein Gold Mining.

FUTURE DATES

Interims:—	
Crest Nicholson	June 15
Finals:—	
Butterfield-Harvey	June 15
Charter Consolidated	June 22
Cohen (A.)	June 10
Electra Investment Trust	June 9
Eve Industries	June 9
Ferguson Industrial	June 14
Highams	June 9
London and O'seas Freighters †	June 18
Powell Duffryn	June 23
Standard Fireworks	June 17

† Amended.

See Lex

BIDS AND DEALS

British Sugar to try and shake Berisford off again

BY RAY MAUGHAN

British Sugar is going back to the EEC Commission with additional submissions in an attempt to shake off its 40.02 per cent shareholder, S. and W. Berisford. Time, however, is becoming tight as the EEC has imposed a deadline but of vastly greater importance, Berisford will be free to bid for the beet producer once more from July 1 onwards.

British Sugar has been attempting since February to convince the European Commission that Berisford's stake is in contravention of Article 86 of the Treaty of Rome, in that it had abused a dominant position in a major EEC market.

Thus far, the Commission has been less than enthusiastic in its response to British Sugar's pleading and, in an interim judgment delivered at the end of last month, concluded that there was "insufficient evidence" to force Berisford to divest.

It is now understood that the Commission was quite emphatic in its ruling and concluded that the acquisition of a major producer by a merchant such as Berisford would not harm the remaining traders and any such deal would not inflate prices artificially.

Nevertheless, the beet producer remains undaunted and is currently preparing fresh evidence. Consideration of an appeal to the European Court of Justice in Luxembourg now appears to have been shelved; the Court would decide the issue on points of law which is not what British Sugar is seeking. It is attempting, instead, to "get a dialogue going and to crystallise the situation," a spokesman for the group said yesterday.

The Commission has already called for and digested copious evidence since British Sugar started proceedings four months ago but the supplicant remains confident that it can stimulate a fresh interpretation of its uneasy relationship with Berisford.

Jas. Fisher deal with Hunting

James Fisher and Sons, the shipping, port terminals and marine services group, has agreed in principle to acquire a number of shipping activities from Hunting Gibson for £3.65m.

Fisher announced yesterday it will pay £2m in cash, £850,000 in the form of a bill of exchange maturing on June 30 1984 and the remaining £800,000 by the issue of new James Fisher shares.

Fisher will buy Gibson's wholly-owned Westfield Shipping subsidiary, a company which has the mv Thamesfield, a 50,310 dwt lumber carrier on a profitable long term charter. The vessel has relating financial obligations of $13m (£7.2m).

It will also acquire the business of Hunting Stag Management, which has staff with experience of deep sea tonnage, including the operation of large bulk carriers. The company manages the mv Thamesfield, vessels owned by Stag Line, which is another Gibson subsidiary, as well as vessels for other shipowners.

Finally, Fisher will acquire the mv Silloth Stag, a 1,165 dwt general purpose vessel engaged in coastal and short-sea trade.

Fisher said the deal will allow it to expand its specialised shipowning and ship management activities while Gibson said Fisher will be able to make investments in these areas at a level which Gibson could not match.

Pernod buys whisky distiller

THE FRENCH drinks group, Pernod Ricard, yesterday announced a further expansion of its foreign interests with the acquisition of William Whiteley the London-based whisky distiller.

Pernod's Campbell Distillers subsidiary has bought Whiteley's London headquarters, the Edrador distillery at Pitlochry as well as a number of whisky brandnames from J. and G. Turney for an undisclosed sum.

House of Lords and King's Ransom, both blended whiskies, and Glenforres Glenlivet, a malt brand, will in future be bottled at Campbell's Kilwinning plant, though distilling will continue at Pitlochry.

Whiteley, which exports 95 per cent of its production, will continue under its present management, Pernod said.

"Besides production advantages, this acquisition allows us to complete our portfolio of brandnames and diversify our whisky export markets," said Mr Thierry Jacquillat, Pernod's managing director and chairman of Campbell.

Pernod, which claims to be the world's sixth largest drinks group has been expanding abroad, last year acquiring Field Crest Importers, a U.S. company for $210,000 following the $97.5m acquisition of Austin Nicholls in 1980. It has also taken over importers in Spain, Switzerland and the UK.

R. P. Martin purchase

The Merchant Navy Officers Pension Fund has purchased 1m —10.7 per cent—of the shares in money-broker R. P. Martin, at a cost of about £3.35m.

The stock was sold by leading German currency broker Bierbaum, which retains 52 per cent of the equity. Under the terms of the merger between Martin and Bierbaum, which was completed on October 14 1981 Bierbaum undertook to sell within a year approximately 1m shares out of its 63 per cent stake.

Yesterday Mr Peter Watling, a director of Martin said "We are happy to have the Merchant Navy Officers Pension Fund as an investor in the company."

After the news of the transaction, the Martin share price gained 10p to 345p.

MINING NEWS

Tronoh facing fall in profit

BY KENNETH MARSTON, MINING EDITOR

MALAYSIA'S tin-producing Tronoh Mines looks to be facing a fall in earnings this year following a recovery in 1981 which was provided by a gain on a land sale.

Raja Badrol Ahmad, the chairman, says in the annual report that tin production and prices this year will be lower and sales of tin will be restricted by the quota allotted to the company by the International Tin Council.

He point out that while the tin concentrate output from the company's two dredges is expected to increase slightly the retreatment of tin-shed residues is now almost completed.

The ITC sales quota allotted is about 70 per cent of Tronoh's anticipated production this year from April 27 until the end of June, "therefore a significant stock of unsold concentrates will be accumulated."

Even so, the chairman comments that the International Tin Agreement "has been a stabilising influence on the tin market to the benefit of consumers and producers alike and it offers the best prospect for a healthy tin price in the future."

He thus finds it disturbing that the proposed Sixth Tin Agreement failed to gain sufficient support from consumer members to come into effect from July 1 next. But he says that the sixth ITA can still come into force "if those who have signed it meet and renew their resolve to participate in it, albeit without some members of the fifth ITA."

Tronoh's tin concentrate production for the first four months of this year amounts to 174 tonnes compared with 204 tonnes in the same period of 1981.

Meanwhile, output figures for *May announced by the Malaysian* tin producers include that of Gopeng which makes a total for the first eight months of the current financial year to September *30 of 1,206¼ tonnes compared* with 1,057¾ tonnes a year ago.

The small Tanjong has produced 47¾ tonnes in the first five months of this year compared *with 65¾ tonnes* a year ago. The latest output figures are compared in the following table.

	May tonnes	Apr tonnes	Mar tonnes
Gopeng	147½	159½	165½
Mambang	30	45	43
Tanjong	6¼	8	9¾

Durban Deep & ERPM leave dividend list

NOT SURPRISINGLY in view of the lower gold price and rising costs South Africa's struggling veteran gold mines, Durban Deep and East Rand Proprietary Mines have decided not to declare interim dividends for this year.

Unless there is a sharp recovery in the bullion price it is doubtful whether they will pay any 1982 final dividends. For 1981 Durban Deep paid a total of 185 cents (95p) and ERPM 50 cents.

Blyvooruitzicht, which runs its financial year to June 30, is declaring a final for the current year of 90 cents. This fits in with the higher expectations and brings the year's total to 190 cents compared with 260 cents for 1980-81.

Canadian news round-up

IN HIS latest round-up of the Canadian mining investment scene John Soganich reports from Toronto that overall net profits this year for the companies in the Little Long Lac Gold Mines group are expected *to dip to C$25m-C$30m from* C$37m (£16.5m) last year, according to Mr Peter A. Allen, the chairman. Production will be about 190,000 oz gold against 188,000 oz in 1981, albeit at a lower average price and at a higher operating cost.

In a look at Canada's copper producers, investment house Lévesque, Beaubien likes the longer-term share-price prospects of Gibraltar Mines. The brokerage house notes that with copper prices currently at 30-40 year lows in real terms, Gibraltar (a *member of the Placer Development* group) will lose money this year and will only break even in 1983.

However, in the short term, copper industry layoffs and strikes could bring some firmness in the metal price

LONDON TRADED OPTIONS

June 7. Total Contracts 2,280 Calls 1,934 Puts 346

Option	Ex'rcise price	July Closing offer	July Vol.	Oct. Closing offer	Oct. Vol.	Jan. Closing offer	Jan. Vol.	Equity close
BP (c)	300	30	4	42	—	52	—	324p
BP (c)	330	9	33	20	—	38	5	"
BP (c)	360	3	5	—	—	—	—	"
BP (p)	280	4	1	8	—	—	—	"
BP (p)	330	16	10	26	—	32	—	"
CU (c)	130	11	14	16	—	21	—	134p
CU (c)	140	5	28	12	—	16	—	"
Cons. Gld (c)	390	5	—	16	1	27	1	354p
Cons. Gld (p)	360	18	—	30	8	40	—	"
Cons. Gld (p)	390	45	—	60	1	67	1	"
Ctlds. (c)	50	36	4	—	—	—	—	84p
Ctlds. (c)	60	26	5	—	—	—	—	"
Ctlds. (c)	70	16	1	25	8	—	—	"
Ctlds. (c)	80	8½	36	14	25	19	—	"
Ctlds. (c)	90	2½	35	9	15	12	5	"
Ctlds. (c)	100	1	73	4	15	8	—	"
GEC (c)	900	72	2	92	—	122	—	957p
GEC (p)	950	38	10	57	1	82	—	"
GEC (p)	950	30	10	30	—	42	—	"
Gr'd Met. (c)	174	68	9	60	—	—	—	229p
Gr'd Met. (c)	194	38	5	42	—	47	—	"
Gr'd Met. (c)	200	53	—	39	—	43	9	"
Gr'd Met. (c)	214	19	139	27	125	31	—	"
Gr'd Met. (c)	220	14	10	21	11	25	2	"
Gr'd Met. (p)	194	1	49	4	—	5	—	"
Gr'd Met. (p)	220	6	44	9	5	14	4	"
ICI (c)	300	38	3	45	—	54	—	332p
ICI (c)	330	13	14	24	14	36	—	"
ICI (c)	360	5	—	8	25	—	—	"
Land Sec. (c)	260	25	2	36	—	46	—	280p
Land Sec. (c)	280	11	2	23	—	33	—	"
Mks & Sp. (c)	160	10½	10	16	9	19½	9	168p
Mks & Sp. (c)	180	—	—	5	—	9	41	"
Shell (c)	390	44	1	54	2	64	—	422p
Shell (c)	420	22	1	34	19	44	1	"
Shell (c)	460	7	—	17	15	26	—	"
Shell (p)	360	2	3	5	—	—	—	"
Shell (p)	390	6	9	10	—	18	—	"
Shell (p)	420	14	—	24	3	30	—	"
Shell (p)	460	40	—	48	—	52	3	"
		August		November		February		
Barclays (c)	460	30	—	45	—	57	4	468p
Barclays (c)	500	8	1	20	—	37	—	"
Barclays (p)	460	14	—	22	—	25	2	"
Imperial (c)	60	40½	77	—	—	—	—	99p
Imperial (c)	70	30½	201	—	—	—	—	"
Imperial (c)	80	20½	272	23	—	—	—	"
Imperial (c)	90	12½	144	15½	—	21	17	"
Imperial (c)	100	6	249	9	27	13	15	"
Imperial (p)	70	¾	16	—	—	—	—	"
Imperial (p)	80	1	55	2	—	—	—	"
Imperial (p)	90	1¾	35	3	—	5	—	"
Imperial (p)	100	5	65	8	—	9½	—	"
Lasmo (c)	300	47	5	60	—	—	—	329p
Lasmo (c)	360	15	10	34	2	43	—	"
Lasmo (c)	390	8	2	—	—	—	—	"
P & O (c)	160	4	10	8	5	12	5	149p
Racal (c)	360	77	5	93	—	—	—	430p
Racal (c)	390	52	1	70	—	82	—	"
Racal (c)	420	27	10	48	3	62	—	"
Racal (c)	460	11	47	27	—	40	—	"
Racal (p)	420	13	10	27	—	32	—	"
RTZ (c)	420	16	15	30	2	37	—	414p
RTZ (c)	460	6	2	15	—	27	—	"
Vaal Rfs (c)	40	7⅞	2	8½	—	—	—	$45
Vaal Rfs. (c)	45	4¼	1	5½	2	7½	2	"
Vaal Rfs. (p)	45	3¾	10	6½	1	7½	—	"
Vaal Rfs. (p)	60	7½	—	10	1	11½	—	"

C=Call P=Put

BP Oil shows £24m loss

BP Oil Group, the UK and Eire refining and marketing arm of British Petroleum, made an operating loss of £24m in the first three months of 1982 on a full current cost accounting basis. This compared with a loss of £30m in the first quarter of 1981.

Judged against historic costs, the operating loss before tax and interest was £38m compared with a profit of £17m in the first quarter of 1981. Taking account of the replacement cost of oil, the operating loss was £18m compared with a loss of £21m in the same period last year. It is this result which most realistically illustrates the Group's trading performance, the directors state.

The results reflect a continuation of the difficult trading conditions experienced in 1981, during which surplus crude oil supplies and refining capacity created intense competition and exerted great pressure on margins.

House of Fraser

Professor Roland Smith, chairman of House of Fraser, the Harrods stores group, responding to reports that he was seeking a top job in nationalised industry, said yesterday "my life is with House of Fraser. I have not been approached by a minister or a management consultant for any public appointment.

Reed International P.L.C.

Preliminary Results for Year Ended 4th April 1982

Trading Results (Historical Cost)

£ million	1982 Sales	1982 Trading Profit	1981 Sales	1981 Trading Profit
Paper: UK	289	(0.9)	281	(15.1)
Overseas	160	23.3	125	17.5
Packaging	283	20.1	254	20.7
Publishing	501	30.9	413	25.9
Newspapers	254	2.1	220	12.1
Decorative Products	266	0.3	255	(14.1)
Building Products	133	9.0	124	9.6
Central Costs (Net of Property Sales)		(3.2)		(1.6)
Inter-Company Sales	(187)		(192)	
	1,699	81.6	1,480	55.0

Sales for the 53 weeks period (1981: 52 weeks) increased by no more than the approximate rate of inflation, reflecting difficult trading conditions in a year of continued economic recession. Nevertheless, trading profit increased from £55m to £82m with improved results in many sectors together with reduced losses in UK paper-making and decorative products. In addition, no significant losses were caused by industrial disputes compared with an estimated loss of £12m reported in 1981 as a result of action taken by printers and journalists.

The programme of rationalisation initiated in previous years continued. Exceptional costs and provisions charged against trading profit for the year totalled £19m (1981: £23m). UK rationalisation costs amounted to £20m of which £4m related to paper, £2m to packaging, £8m to decorative products and £6m to printing offset by a net gain of £1m from disposal of subsidiaries and associated companies.

Paper-making in the UK recovered to a small profit before rationalisation costs. The Quebec Mill continued to perform well in a strong newsprint market and its reported results also gained from the weakness of sterling.

Packaging operations in the UK and Holland maintained profits and market shares in highly competitive markets.

The Company continued to expand its profitable publishing and related business both in the UK and USA. Although advertising and circulation markets were weak, the combination of higher revenue with the absence of losses from industrial action in the UK resulted in increased profits despite the cost of providing for the redundancy programme at Odhams.

Newspapers had much reduced profits as a result of severely competitive market conditions and higher newsprint costs caused by the fall of sterling against the US dollar.

In Decorative Products, Crown Paints, Polycell and the Canadian businesses had improved results. UK and US wallcoverings and UK textiles lost £12m (1981: loss £24m) after charging £8m (1981: £11m) for rationalisation costs including provision for closure of a further wallcoverings mill.

Building Products again did well from UK home and export trade, but the Sphinx ceramic business in Holland suffered from the severe decline of the building industry in Europe.

Current Cost Results

CCA Trading Profit before Exceptional Items increased from £37m to £51m. CCA Profit attributable to shareholders was £9m (1981: Nil), giving CCA earnings per Ordinary Share of 8.1p after providing for exceptional items and Advanced Corporation Tax written-off.

Taxation

With high capital allowances and stock relief, no corporation tax is payable in the UK. £7m Advanced Corporation Tax has been charged against UK profit as not recoverable in one year.

Brought-forward tax losses are still being utilised in the USA and overseas taxation has been provided at an average rate of 27% (1981: 30%).

The effective rate of tax on consolidated pre-tax profit was 25% compared with 22% last year.

Investment

Capital expenditure totalled £68m (1981: £64m), compared with CCA depreciation of £57m (1981: £51m). The acquisition of new businesses cost £16m, including £12m for The Berrow's Organisation, publishers of local newspapers, which was financed mainly by the issue of 4.7m Ordinary Shares of the Company.

The acquisition of two additional local newspaper groups, Benham Newspapers and St Regis Newspapers, for a total consideration of approximately £10m, has been agreed subject to consent under the Fair Trading Act.

Finance

CONSOLIDATED BALANCE SHEET (unaudited)

£ million	4.4.82	29.3.81
Funds Invested		
Shareholders' Funds	569	498
Outside Shareholders' Interests	4	5
Loan Capital	210	186
Historical Cost Total	783	689
CCA Adjustments	151	133
Current Cost Total	934	822
Funds Employed		
Properties and Plant	391	345
Investments	19	19
Goodwill	76	62
Working Capital	243	218
Net Cash Deposits	54	45
Historical Cost Total	783	689
CCA Adjustments	151	133
Current Cost Total	934	822

Loan Capital was increased in February 1982 by the issue of £25m Sterling Eurobonds and, at the end of the year, amounted to £210m (1981: £186m). Net cash deposits increased by £9m and Net Debt amounted to £156m (1981: £141m); £9m of the increase derived from exchange differences.

The Debt/Equity ratio at the end of the year was 32%, unchanged from 1981.

Dividends

The Board has decided to recommend a final dividend of 10p per share. Together with the interim dividend of 4p already paid, the proposed final dividend will make a total of 14p for the year (1981: 13p).

Subject to approval at the Annual General Meeting, which will be held on 5 August 1982, the final dividend will be paid on 17 August 1982 to shareholders on the register on 2 July 1982.

PRELIMINARY CONSOLIDATED (UNAUDITED) PROFIT STATEMENT

for the 53 weeks to 4 April 1982

	Historical Cost Year Ended 4.4.82	Historical Cost Year Ended 29.3.81	Current Cost Year Ended 4.4.82	Current Cost Year Ended 29.3.81
	£ million		£ million	
Sales				
United Kingdom and Exports	1283.5	1139.7	1283.5	1139.7
Overseas	415.0	340.4	415.0	340.4
	1698.5	1480.1	1698.5	1480.1
Trading Profit before Exceptional Items	101.1	77.6	51.3	36.6
Exceptional Items	(19.5)	(22.6)	(22.0)	(26.3)
Share of Profits of Associated Companies	2.5	3.1	1.6	2.4
Operating Profit/(Loss)				
United Kingdom	44.4	29.9	5.6	(4.6)
Overseas	39.7	28.2	25.3	17.3
	84.1	58.1	30.9	12.7
Gearing Adjustment	—	—	8.2	6.6
Interest	(12.5)	(7.7)	(12.5)	(7.7)
Profit before Taxation	71.6	50.4	26.6	11.6
Taxation				
United Kingdom	(6.1)	(1.0)	(6.1)	(1.0)
Overseas	(11.5)	(10.3)	(11.5)	(10.3)
	(17.6)	(11.3)	(17.6)	(11.3)
Profit after Taxation	54.0	39.1	9.0	0.3
Outside Shareholders' Interests	0.1	(0.8)	0.1	(0.8)
Profit/(Loss) before Extraordinary Items	54.1	38.3	9.1	(0.5)
Extraordinary Items	—	(15.4)	—	—
Profit/(Loss) attributable to Shareholders after Extraordinary Items	54.1	22.9	9.1	(0.5)
Dividends paid and proposed				
Preference	(0.2)	(0.2)	(0.2)	(0.2)
Ordinary 1982 14p per share (1981: 13p)	(16.3)	(14.7)	(16.3)	(14.7)
Profit/(Loss) Retained	37.6	8.0	(7.4)	(15.4)
Earnings per Ordinary Share	47.3p	34.1p	8.1p	(0.6)p

REED INTERNATIONAL P.L.C.
REED HOUSE, 83 PICCADILLY, LONDON W1A 1EJ

Owing to a shortfall in yesterday's circulation, this advertisement is being repeated today.

Copies of this Offer for Sale, having attached thereto the documents specified herein, have been delivered to the Registrar of Companies for registration.

Application has been made to the Council of The Stock Exchange for the ordinary shares and convertible preference shares of Argyll Foods PLC ("Argyll") issued and now being issued to be admitted to the Official List. This Offer for Sale includes particulars given in compliance with the Regulations of the Council of The Stock Exchange for the purpose of giving information with regard to Argyll.

This Offer for Sale is conditional on completion of the acquisition by Argyll of Allied Suppliers Limited ("Allied") and has been prepared on the assumption, where relevant, that such completion has taken place. The directors of Argyll have taken all reasonable care to ensure that the facts stated herein are true and accurate in all material respects and that there are no other material facts the omission of which would make misleading any statement herein whether of fact or of opinion. All the directors accept responsibility accordingly.

The Application List for the ordinary shares now offered for sale will open at 10 a.m. on Thursday, 10th June, 1982 and may be closed at any time thereafter.

presto Liptons ARGYLL FOODS PLC LO-COST Cordon Bleu

ARGYLL FOODS PLC

(Incorporated in England under the Companies Act, 1929. No. 358043)

Offer for Sale by Tender

by

Samuel Montagu & Co. Limited

of

95,000,000 ordinary shares of 10p each at a price of between a minimum of 85p per share and a maximum of 100p per share, payable in full on application.

The ordinary shares now offered for sale rank in full for all dividends and distributions declared, made or paid on the ordinary share capital of Argyll after the date hereof, save that they will not be entitled to the second interim dividend of Argyll in respect of the fifty two week period ended 27th March, 1982, amounting to 2.25p per share, nor for the proposed scrip issue of warrants described in paragraph 1 of Appendix V.

Summary information

The following information is derived from, and should be read in conjunction with, the full text of the Offer for Sale.

Business

The new Argyll group, which combines the former Argyll group and the Allied group, is engaged principally in food retailing. It is one of the largest food retail groups in the United Kingdom and trades under the principal names of Presto, Liptons, Lo-Cost and Cordon Bleu.

Offer for Sale

95 million new ordinary shares of Argyll are being offered for sale by tender at a price of between a minimum of 85p per share and a maximum of 100p per share.

All shares will be sold at the same striking price. The striking price, which will not be less than 85p per share, will not necessarily be the highest price at which sufficient applications are received to cover all the new ordinary shares being sold.

Pro forma financial information

The pro forma results and net tangible assets, based on combining the audited accounts of Argyll and Allied for the year to end March, 1982 after making certain adjustments described in paragraph 5 of Appendix III, are set out below. For illustrative purposes, the effects of striking prices of 85p per share and 100p per share are indicated. At a striking price of 100p, profits and earnings per share are higher, as a consequence of a greater amount of cash being raised from the Offer for Sale, leading to lower interest costs.

Ordinary shares in issue and arising from the convertible preference shares	139m	
Turnover	£1,077m	
	85p striking price	*100p striking price*
Market capitalisation	£118m	£139m
Profit before taxation, including profit of £2.5m on sale of trade properties	£17.3m	£19.4m
Profit after taxation, including profit of £2.5m on sale of trade properties	£15.3m	£17.4m
Earnings per share—		
after actual tax, including above property profit—1.8p per share	11.0p	12.5p
after notional full tax, including above property profit—0.9p per share	6.0p	6.7p
Price earnings ratios—		
after actual tax	7.7	8.0
after notional full tax	14.2	14.9
Price earnings ratios, excluding above property profit—		
after actual tax	9.2	9.3
after notional full tax	16.6	17.1
Gross dividend yield, on basis of forecast dividend of not less than 3.75p for the year to end March, 1983	6.3%	5.4%
Net tangible assets, excluding property surplus of £15.9m	£55m	£69m
Net tangible assets per share, excluding property surplus of 11p per share	40p	50p

This table should be read in conjunction with the notes set out in paragraph 5 of Appendix III.

Share capital

Authorised		*Issued and now being issued fully paid*
£17,000,000	Ordinary shares of 10p each	£13,710,469
4,468,048	8 per cent. convertible redeemable cumulative preference shares of £1 each	1,037,763
31,952	Unclassified shares of 10p each	—
£21,500,000		£14,748,232

Indebtedness

Details of the indebtedness of the new Argyll group, which, at 22nd May, 1982, amounted to a total of £45.2 million, excluding any term loans to be drawn subsequent to this date in connection with the acquisition of Allied, are set out in paragraph 2 of Appendix V. Save as disclosed in that paragraph, and apart from intra-group indebtedness and guarantees, no company in the former Argyll group or in the Allied group had outstanding as at 22nd May, 1982, any mortgages, charges, debentures, loan capital or any loan capital created but unissued, or other borrowings or indebtedness in the nature of borrowings, including bank overdrafts, liabilities under acceptances or acceptance credits, hire purchase commitments or any guarantees or other material contingent liabilities.

Timetable

Application list open	10.00 a.m. 10th June, 1982
Expected date of commencement of dealings on The Stock Exchange	17th June, 1982
Last date for registration of renunciation	3.00 p.m. 30th July, 1982

Definitions

The following principal definitions are used in this document:

"Argyll"	Argyll Foods PLC
"Allied"	Allied Suppliers Limited
"former Argyll group"	Argyll and its subsidiaries prior to the acquisition of Allied
"new Argyll group"	Argyll and its subsidiaries following the acquisition of Allied
"Allied group"	Allied and its subsidiaries
"Allied (Holdings)"	Allied Suppliers (Holdings) Limited
"Samuel Montagu"	Samuel Montagu & Co. Limited
"Gulliver Foods"	Gulliver Foods Limited
"Oriel"	Oriel Foods Limited
"Cordon Bleu"	Cordon Bleu Freezer-Food Centres Limited
"JGA"	James Gulliver Associates Limited
"ordinary shares"	ordinary shares of 10p each of Argyll
"new ordinary shares"	the 95 million ordinary shares being issued as part consideration for the acquisition of Allied
"convertible preference shares"	8 per cent. convertible redeemable cumulative preference shares of £1 each of Argyll
"Offer for Sale"	the Offer for Sale by tender of new ordinary shares, as described in this document
"warrants"	warrants to subscribe for ordinary shares, as summarised in paragraph 1 of Appendix V
"striking price"	the sale price for the new ordinary shares

Directors

James Gerald Gulliver
Chairman
49 Pont Street, London S.W.1.

David Frederick Burditt
Willows, Windsor Road, Datchet, near Slough, Berkshire.

Charles Martin Edwards
Longmeade, Oak Road, Mottram St. Andrew, near Prestbury, Cheshire.

Evan Kendrick Edwards
Nobold House, near Shrewsbury, Shropshire.

Matthew Alistair Grant
Meppershall Manor, Meppershall, Shefford, Bedfordshire.

Charles Sharpe Lawrie
19 Shurdington Road, Atherton, Manchester.

Hugh Martin Plowden Roberts
The Boxes, Ockham Lane, Hatchford, Cobham, Surrey.

Roy Edward Semark, FCA
Higher Bowden, Wilkins Green Lane, Nast Hyde, Hatfield, Hertfordshire.

David Gordon Comyn Webster
South Winds, The Common, Berkhamsted, Hertfordshire.

Secretary and registered office
Colin Deverell Smith, FCA,
St. Christopher House,
217 Wellington Road South,
Stockport, Cheshire SK2 6QW.

Solicitors to Argyll
Ashurst, Morris, Crisp & Co.,
Broadgate House,
7 Eldon Street,
London EC2M 7HD.

Solicitors to the Offer for Sale
Herbert Smith & Co.,
Watling House,
35/37 Cannon Street,
London EC4M 5SD.

Reporting accountants on and auditors of the former Argyll group
Arthur Andersen & Co.,
Chartered Accountants,
Bank House, 9 Charlotte Street,
Manchester M1 4EU.

Reporting accountants on and auditors of the Allied group
Price Waterhouse, *Chartered Accountants,*
Southwark Towers,
32 London Bridge Street,
London SE1 9SY.

Brokers
Panmure Gordon & Co.,
9 Moorfields Highwalk,
London EC2Y 9DS.

Principal Bankers
Midland Bank plc,
Poultry, London EC2P 2BX.

Samuel Montagu & Co. Limited,
114 Old Broad Street,
London EC2P 2HY.

Barclays Bank PLC,
54 Lombard Street,
London EC3P 3AH.

National Westminster Bank PLC,
41 Lothbury, London EC2P 2BP.

Receiving bankers
Samuel Montagu & Co. Limited,
New Issue Department,
Augustine House, Austin Friars,
London EC2N 2JL.

Registrars
Williams & Glyn's Registrars Limited,
P.O. Box 27, 34 Fettes Row,
Edinburgh EH3 6UT.

Introduction

The new Argyll group, which combines the former Argyll group and the Allied group, is engaged principally in food retailing. It is one of the largest food retail groups in the United Kingdom with combined sales of more than £1 billion and a current share of the national packaged grocery market in excess of 5 per cent. with strong regional market shares in Scotland and Tyne Tees. In addition, it has other food distribution and manufacturing interests.

The merger of the former Argyll group and the Allied group was announced on 11th May, 1982, when Argyll agreed to acquire, subject to certain conditions, the whole of the share capital of Allied from Allied (Holdings), a subsidiary of Generale Occidentale, for a consideration of approximately £101 million. The acquisition now remains conditional solely on listing being granted by the Council of The Stock Exchange for the new ordinary shares. It is expected that this will be granted on 9th June, 1982, subject only to allotment of the new ordinary shares. In such circumstances, the acquisition should be completed on 16th June, 1982. The Offer for Sale has been prepared on the assumption that this condition has been fulfilled and, where relevant, that the acquisition has been completed.

The board of Generale Occidentale has stated that it is selling its interest in Allied in order to concentrate on the expansion of activities in North America, on which it has already embarked.

The consideration of approximately £101 million for Allied is being satisfied substantially through the allotment to Allied (Holdings) of 95 million new ordinary shares of Argyll. These new ordinary shares are being sold by Allied (Holdings) to Samuel Montagu, which is now offering them for sale by tender to the public at a price of between a minimum of 85p per share and a maximum of 100p per share. The Offer for Sale is thus raising gross cash proceeds of between £81 million and £95 million and the balance of the consideration of between £20 million and £6 million is being settled in cash by Argyll.

At the request of the directors of Argyll, the Council of The Stock Exchange suspended listing of the ordinary and convertible preference shares of Argyll on 10th May, 1982, pending the announcement the following day that Argyll had agreed to acquire the whole of the share capital of Allied. In view of the substantial nature of the acquisition of Allied in relation to the size of Argyll, the listing of existing Argyll shares has remained suspended pending completion of the acquisition. Application has been made for the whole of the ordinary share capital of Argyll to be admitted to the Official List by the Council of The Stock Exchange and, subject thereto and to completion of the acquisition of Allied, dealings are expected to commence on 17th June, 1982.

History and development

Argyll was incorporated on 5th December, 1939 with the name of Louis C. Edwards & Sons (Manchester) Limited to acquire a meat processing business founded in 1919. Its shares were listed on The Stock Exchange in 1962. On 28th July, 1980 the name of the company was changed to Argyll Foods Limited.

In February, 1979, Gulliver Foods, an investment holding company controlled by JGA, acquired a 20 per cent. interest in the then issued share capital of Argyll. Mr. J. G. Gulliver, Mr. M. A. Grant and Mr. D. G. C. Webster joined the board of Argyll at that time and assumed responsibility for its management and direction. Subsequently, Mr. R. E. Semark, Mr. D. F. Burditt and Mr. C. S. Lawrie, all experienced senior executives in the food industry, joined the board of Argyll.

During 1979 and 1980 the activities of Argyll were substantially increased, principally through a number of acquisitions including in particular the Cordon Bleu freezer centre business. In February, 1981, Argyll purchased Oriel from RCA Corporation for £19.5 million in cash, thereby transforming the scale and range of Argyll's operations and establishing the former Argyll group as a major United Kingdom food group with national food distribution interests. Mr. J. G. Gulliver, as chairman and chief executive, together with his present senior management team, was responsible for the development of Oriel over a period of four years from January, 1973 to January, 1977. The management of Oriel, when Argyll acquired it in February, 1981, was substantially that established during the period of his previous association with the business and this greatly facilitated the integration of Oriel with Argyll. Argyll's retail activities now comprise two divisions, Lo-Cost and Cordon Bleu.

Allied was created in 1929 through the merger of a number of long established retail grocery businesses including Liptons Limited, The Home and Colonial Stores Limited and Maypole Dairy Co. Limited. By 1959, Allied had absorbed further grocery companies including Galbraith Stores Limited and R. & J. Templeton Limited. In 1972, Allied was acquired by Allied (Holdings), then called Cavenham Limited. Moores Stores, which had been jointly owned by Allied (Holdings) and The Southland Corporation Inc. since 1971, has been managed within Allied since 1976, although only purchased from Allied (Holdings) in 1980. The Caters supermarket division was acquired from Debenhams in 1980. Allied now comprises two divisions, Presto and Liptons.

Location of Presto stores

Business

The principal activity of the new Argyll group is retail food distribution, as shown by the table below which analyses turnover for the year to end March, 1982. The table is based on combining the turnover of the former Argyll group and of the Allied group for that year, as further analysed in paragraph 4 of Appendix III.

	Turnover £m	*Percentage*
Retail food distribution		
Presto—large supermarkets and superstores	435	40%
Liptons—supermarkets	412	38%
Lo-Cost—limited range discount stores	73	7%
Cordon Bleu—freezer centres	49	5%
	969	90%
Wholesale food distribution	70	6%
Food manufacturing	38	4%
	1,077	100%

Retail food distribution

Large supermarkets and superstores

The Presto division operates 129 supermarkets and superstores, having a total sales area of some 2.0 million square feet and an average sales area per store of some 15,000 square feet. Of these, 11 stores have a sales area in excess of 25,000 square feet each.

The Presto division was formed in 1967 to develop the traditional strength of Allied in bacon, cheese and other provisions, including high quality fresh meat and produce, in combination with a wide range of groceries at discount prices.

From a small base in the early seventies in the North East and Yorkshire, Presto was expanded into Scotland in 1976 and then to other areas of the country through the conversion of the larger Moores stores. Thereafter, while maintaining a strong market share in Scotland and the North, the development of Presto was directed towards the South, first to the Midlands and then, with the purchase of Caters stores, most of which were converted to Presto, to London. By March, 1980 Presto had 25 stores in the London area to give it a significant presence there. Since then, 5 new stores have been added and a further 2 are under construction in the London area.

American ideas in the design, layout and equipment of supermarkets have progressively been incorporated into Presto over the last two years. In particular, some 37 stores have now been remodelled into the "Food Market" concept, which emphasises a wide range of fresh foods (including fresh meat, fresh fish, fresh produce, dairy and delicatessen departments and in-store bakeries) together with competitively priced packaged groceries and low priced own label and generic grocery products. The Presto Food Market concept creates an attractive shopping environment and further Presto store conversions are being implemented in the current year.

In 1978, Presto's operations consisted of 77 stores with a total sales area of 1.1 million square feet, and an average sales area per store of 14,000 square feet. Since 1978, 60 new Presto stores have been opened, including conversions of Caters supermarkets, and turnover has increased from £166 million in 1978 to £435 million for the year to end March, 1982. The location of the existing Presto stores is shown by the map opposite.

ARGYLL FOODS PLC

ARGYLL FOODS PLC *Continued*

Supermarkets

The Liptons division operates 789 convenience grocery stores under the names of Liptons, Templeton and Galbraith and has a total sales area of some 1.9 million square feet, with an average sales area per store of some 2,400 square feet.

Liptons is the trading name for the 588 smaller stores, averaging 2,300 square feet of sales area, trading in England and Wales. A previous multitude of fascias was rationalised into Liptons in the early 1970s. These stores have been progressively refined with loss-making stores being closed. Their disposal has provided funds to refit and modernise the remainder, thereby improving quality and facilitating the introduction of fresh produce, meat, fruit, vegetables and wines and spirits.

The Liptons name is strongest in the North East, Lancashire, Yorkshire and London, and is also well represented in the holiday areas of North Wales, Devon and Cornwall, the South Coast and Kent. In addition, there are Liptons Foodhalls in 13 of the Debenhams department stores.

Templeton is the trading name for the larger Scottish supermarkets within the division, comprising 85 stores with an average sales area of 4,500 square feet per store. Templeton has a reputation for fresh foods and quality and is particularly strong in the West of Scotland and the Ayrshire coast. The use of the traditional Templeton name with local management maintains the Scottish identity of these stores.

Galbraith is the name used for the 103 smaller Scottish convenience stores, averaging 1,200 square feet per store. The stores are mainly in estate and high street locations in and around Glasgow.

Limited range discount stores

The Lo-Cost division operates 157 discount supermarkets having a total sales area of 541,000 square feet and an average sales area per store of some 3,400 square feet. Turnover in the year to end March, 1982 was £73 million and, with the benefit of the recent Pricerite stores acquisition, is currently at an annual rate of around £100 million.

Lo-Cost are mainly located in the West Midlands, Wales and North West England. Lo-Cost offers customers the benefit, through a policy of central bulk buying, of purchasing a range of branded products, including quality fresh foods, at competitive prices in convenience small town and suburban locations. The policy of concentration on branded products has lead to the establishment of a strong trading relationship between this division and manufacturers.

Retail food distribution and administration

The Presto and Liptons divisions are serviced from 9 distribution depots with a total warehouse area of 688,000 square feet and 4 fresh produce depots, located throughout the country. Some 1,800 grocery lines, including own label products, are distributed by a fleet of 213 vehicles. The Lo-Cost division is serviced from 3 distribution depots, with a total warehouse area of 149,000 square feet, located at Queensferry in North Wales, Shrewsbury and Heathfield in Devon. Distribution of some 1,300 grocery lines is by Lo-Cost's fleet of 42 vehicles.

Administration for the Presto and Liptons divisions is concentrated in a modern office of 41,000 square feet in South Shields, employing some 500 staff. Remote computer facilities are directly linked to the main computer installation in the modern head office of 58,000 square feet at Hayes. Buying is directed centrally from Hayes with specialist divisions for fresh meat, fresh produce, in-store bakeries and fresh fish. The supporting departments of property and development, finance, marketing and personnel are also located at Hayes. Administration and buying for the Lo-Cost division is centred in an office of 10,000 square feet at Queensferry, North Wales.

Freezer centres

The Cordon Bleu division operates 137 freezer centres located throughout England having a total sales area of 303,000 square feet and an average sales area per store of some 2,200 square feet. Its 137 stores include 45 of the original Cordon Bleu stores acquired in November, 1979, 31 stores acquired with Dalgety Frozen Foods in February, 1980, 38 of the 66 Freezer Fare stores acquired in October, 1980 and 5 Bonimart stores acquired in November, 1980. Cordon Bleu has also opened 13 stores over the last twelve months.

All Cordon Bleu freezer centres carry a uniform range of products, with common merchandising and pricing policies. In addition to selling approximately 600 lines of frozen foods, Cordon Bleu sells a limited range of groceries, freezers and microwave ovens.

The stores are principally serviced from 2 cold store depots located at Salford, near Manchester and Sevenoaks in Kent. The head office of Cordon Bleu is located in modern premises of 15,000 square feet at Stockport, Cheshire.

Cash and carry

Mojo operates 29 wholesale cash and carry depots throughout England and Wales having a total sales area of 578,000 square feet, and is a member of the Keencost buying and marketing group. Mojo originally operated principally as a supplier to the retail grocery trade but has extended its market and is now involved in catering supplies, wines and spirits, cigarettes and tobacco, confectionery, grocery provisions and fresh meat. The majority of its outlets are well established in defined local markets.

Frozen foods

Snowking Frozen Foods is a specialist wholesale distributor of frozen foods, operating from 12 depots with a total capacity of 721,000 cubic feet, principally located in the South of England and the Midlands. Snowking offers a range of some 1,750 frozen food products, both branded and own label, to service the food retail and catering markets.

Food manufacturing

Argyll Quality Foods manufactures and sells a range of quality plain and half-coated biscuits under the "Bronte," "Yorkshire Biscuits" and "Furniss" labels. It also manufactures and sells shortbread and oatcakes under the "Paterson" label, and tinned cakes and pies under the "Purdy" label. Argyll Quality Foods is located in premises at Haworth in Yorkshire, Truro in Cornwall and Livingston in West Lothian.

Gold Crown Foods blends and packs tea both under its own "Mantunna" regional brand label and under private labels and also packs coffee. Gold Crown Foods is located in central Liverpool.

Liverpool Central Oil refines and supplies edible oils and fats which are largely sold to the major food manufacturers in the United Kingdom. It is located in central Liverpool.

Management and employees

Directors

Mr. J. G. Gulliver, who is aged 51, is chairman of Argyll and has been a director since February, 1979. From 1965 to 1972 he was chief executive, and from 1967 also chairman, of Fine Fare Limited. He was also a director of its parent company, Associated British Foods Limited. In 1971, in addition to retaining his Fine Fare responsibilities, he was appointed executive vice president of Loblaws, an associated company, the second largest supermarket chain in Canada. In October, 1972, he left Fine Fare to develop his own interests and in January, 1973 acquired a substantial shareholding in Oriel, where, as chairman and chief executive, he was responsible for its development until the end of 1976. His prime commitment is as executive chairman of Argyll, to which he devotes the greater part of his time; in addition, he is chairman of Alpine Holdings PLC and Amalgamated Distilled Products PLC, which are separate public listed companies. He is also chairman of JGA and Gulliver Foods.

Mr. D. F. Burditt, who is aged 52, has been a director of Argyll since June, 1980. Following a period of time with Procter & Gamble, he was employed by Beechams from 1971 to 1977, latterly as managing director of Beecham International Consumer Products Division. From 1977 to 1979 he was group managing director of Thomas Borthwick & Sons Limited. He is responsible for Argyll's food manufacturing division. He is also a director of Gulliver Foods.

Mr. C. M. Edwards, who is aged 36, has been a director of Argyll since September, 1972. He is a non-executive director.

Mr. E. K. Edwards, who is aged 70, has been a director of Argyll since March, 1980, following the acquisition by Argyll of Morgan Edwards Limited. He is a non-executive director.

Mr. M. A. Grant, who is aged 45, has been a director of Argyll since February, 1979. From 1968 to 1972 he was part of Mr. Gulliver's management team at Fine Fare, latterly as marketing director. From 1973 to 1977 he was managing director of Oriel. He is an executive director, with group operational responsibility. He is also a director of Alpine Holdings PLC, Amalgamated Distilled Products PLC, JGA and Gulliver Foods.

Mr. C. S. Lawrie, who is aged 48, has been a director of Argyll since September, 1981. From 1959 to 1973 he was a senior executive of an associated company of Fine Fare, for which Mr. Gulliver was responsible, engaged in delivered and cash and carry wholesaling. Since 1974, he has been part of the management of Oriel, latterly as a director. He is responsible for Lo-Cost Stores and Mojo.

Mr. H. M. Plowden Roberts, who is aged 49, was appointed a director of Argyll in June, 1982. Following a period of several years as an executive and director of a retail and wholesale meat company, he was appointed to Allied in 1967 to establish the fresh meat operation as part of the supermarket development programme. He joined the board of Allied as fresh foods director in 1971, becoming marketing director in 1972 and operations director in 1975. He became managing director and chief executive of Allied in 1979, and chairman in 1980.

Mr. R. E. Semark, who is aged 42, has been a director of Argyll since July, 1979. From 1964 to 1978 he was part of Mr. Gulliver's management team at Fine Fare, and a director from 1974. He is responsible for Cordon Bleu and Snowking. He is also a director of JGA and Gulliver Foods.

Mr. D. G. C. Webster, who is aged 37, has been a director of Argyll since February, 1979. He was director of corporate finance of Oriel from 1973 to 1977. As an executive director he is responsible for group corporate finance. He is also a director of Alpine Holdings PLC, Amalgamated Distilled Products PLC, JGA and Gulliver Foods.

Employees

The new Argyll group has the following employees, of whom some 11,700 are employed on a part-time basis:

Retail food distribution:	
Large supermarkets and superstores	12,300
Small supermarkets	10,900
Limited range discount stores	1,600
Freezer centres	900
Warehouse and distribution	900
Wholesale food distribution	700
Food manufacturing	700
Central and regional administration	2,200
Total	30,200

Financing of the acquisition of Allied

The consideration receivable by Allied (Holdings) for Allied amounts to approximately £101 million, which is being settled through the allotment of the 95 million new ordinary shares and through cash. The cash element of the consideration represents the difference between the consideration and the gross cash proceeds of the Offer for Sale and is estimated in the table below on the basis of different striking prices for the new ordinary shares (in multiples of 5p for illustration only) which may be achieved under the Offer for Sale.

Striking price of new ordinary shares	85p (minimum striking price)	90p	95p	100p (maximum striking price)
	£m	£m	£m	£m
Gross cash proceeds of Offer for Sale	81	85	90	95
Cash element of the consideration	20	16	11	6
Estimated total consideration before expenses	101	101	101	101

The above table thus indicates that the cash element of the consideration, to be financed by new term loans, reduces as the price at which the new ordinary shares are sold increases. In addition, interest on the consideration, estimated to be £2.5 million, is payable in respect of the period from 16th April, 1982 up to the date of completion. Argyll will at the same time have the benefit of the profits of the Allied group arising since 3rd April, 1982. Further details of the financial terms of the acquisition are given in Appendix III.

The term loans to finance the cash element of the consideration and interest and expenses are being provided by Samuel Montagu and Midland Bank plc. Details of these loans are given in paragraph 6 (xiv) of Appendix V.

Terms of the Offer for Sale

The 95 million new ordinary shares are being offered for sale by Samuel Montagu by means of a tender offer whereby applicants choose a price of between a minimum of 85p per share and a maximum of 100p per share at which they wish to apply.

When the application list for the new ordinary shares has been closed, the applications will be considered with a view to providing an appropriate distribution of shares among large and small investors and to establishing a market in the new ordinary shares for which a reasonable spread of shareholdings is required. The striking price will then be determined by Samuel Montagu and all the shares will be sold at the one striking price. The striking price, which will be not less than 85p per share, will not necessarily be the highest price at which sufficient applications (including applications at higher prices) are received to cover all the new ordinary shares being sold.

Applicants tendering at a price below the striking price will receive no allocation of shares and will have their cheques returned to them. If any applications at or above the striking price are accepted in part only, applicants will have any surplus amount following allocation returned to them.

The new ordinary shares will rank pari passu with the existing ordinary shares currently in issue, save that they will not rank for the proposed scrip issue of warrants described in paragraph 1 of Appendix V, nor for a dividend of 2.25p per share, which was declared on 10th May, 1982, to be paid on 27th August, 1982; this dividend will be paid as a second interim dividend in lieu of a final dividend in respect of the fifty two week period ended 27th March, 1982.

The new ordinary shares will rank for the interim dividend proposed to be paid in November, 1982 in respect of the year to March, 1983, which is forecast to be 1.25p per share, as referred to below.

Details of how to apply for the new ordinary shares now being offered for sale are *set out in "Procedure for Application" at the end of this document.*

Preferential applications

Of the 95,000,000 new ordinary shares being offered for sale, a maximum of 21,804,724 new ordinary shares, representing approximately 23 per cent. of the shares being sold, is being made available for preferential applications, on the terms described above, by holders of existing ordinary and convertible preference shares of Argyll, on the register of members of Argyll at the close of business on 1st June, 1982. Such shareholders are entitled to make preferential applications on the following bases:

Ordinary shareholders	one new ordinary share for every two existing ordinary shares then held;
Convertible preference shareholders	145 new ordinary shares for every 200 convertible preference shares then held and so in proportion for holdings of any other amount (being an offering pro rata to the conversion rights attached to the convertible preference shares).

Fractional entitlements have been ignored.

A maximum of 1,000,000 new ordinary shares is being reserved for preferential applications by the management and employees both of the former Argyll group and of the Allied group, on the terms described above. In the event that the aggregate applications from the management and employees exceed 1,000,000 new ordinary shares, allocations to management and employees may be limited to 10,000 new ordinary shares per individual applicant. Applications for more than 1,000,000 new ordinary shares will then be treated on the same basis as that of the other applications not subject to preferential treatment.

In the event that applications for new ordinary shares at or above the striking price are received for a total in excess of the number available, preferential applications at or above the striking price will be accepted in full on the bases described above, and other applications will be scaled down. No allocation will be made in respect of applications, whether preferential or otherwise, for new ordinary shares at prices tendered below the striking price.

The preferential invitations for shareholders of Argyll, together with those for employees, are not transferable or assignable and, accordingly, do not represent a benefit which may be claimed through the market, and are available only to shareholders named on the register at the close of business on 1st June, 1982 and to employees to whom the invitations are addressed.

Profits

Both the former Argyll group and the Allied group have made significant acquisitions over the last five years and, as referred to below, Allied has distributed very substantial levels of dividends over the period. Accordingly, it is not considered informative to set out a five year summary of pro forma profits before and after taxation, and earnings per share, of the combined group.

The table below summarises the turnover and trading profits before interest and exceptional items of the former Argyll group and the Allied group for the last five years. Detailed analyses of the turnover and trading profits, together with the bases on which they have been prepared, are set out in paragraph 4 of Appendix III.

	Years ended on or about 31st March, 1978	1979	1980	1981	1982
	£m	£m	£m	£m	£m
Turnover:					
Former Argyll group	20.0	19.5	30.0	90.6	229.8
Allied group	526.4	568.8	647.1	780.9	846.8
	546.4	588.3	677.1	871.5	1,076.6
Trading profits:					
Former Argyll group	0.2	(0.2)	0.7	1.8	7.0
Allied group					
–retailing	9.4	7.2	9.7	10.2	11.5
–property profits	0.8	4.0	4.3	4.5	2.4
Combined trading profit before interest and before certain other property profits	10.4	11.0	14.7	16.5	20.9

A table indicating the pro forma profits and earnings per share of the combined group for the year to end March, 1982, appears in paragraph 5 of Appendix III. This table shows that the pro forma profit before taxation of the combined group for the year to end March, 1982, after making pro forma adjustments for interest and other items, varies between £17.3 million and £19.4 million, depending on the striking price of the new ordinary shares under the tender; as the striking price increases, so is a greater amount of cash raised from the Offer for Sale, leading to lower interest costs and higher profits and earnings per share.

Summaries of the trading results and earnings per share of the former Argyll group and of the Allied group for the last five years are set out in Appendices I and II, respectively.

It will be noted that the profits of the former Argyll group increased significantly subsequent to 1979 following the implementation by new management of a substantial programme of acquisitions and the development of new activities from that year.

Allied, as a wholly owned subsidiary of an international group, has distributed very substantial levels of dividends to the Allied (Holdings) group during the last five years, which have in total exceeded its profits after taxation. The directors of Argyll believe that the growth of Allied's business has been considerably restricted by this dividend policy and, in accordance with Argyll's present policy, would anticipate the retention of a substantially higher proportion of future profits within Allied, in order to finance the future expansion and development of operations, and thereby enhancing profit prospects.

Dividends

The directors forecast for the new Argyll group an interim dividend of 1.25p per ordinary share in respect of the year to March, 1983, proposed to be paid in November, 1982. The directors expect to recommend a final dividend of not less than 2.50p per ordinary share, making total dividends for the year to March, 1983 of not less than 3.75p per ordinary share. As previously stated, dividends in respect of the year to March, 1983 will be payable on all the ordinary shares in issue, including the new ordinary shares being offered for sale. It is the directors' intention that future dividend policy will broadly reflect the progress of the new Argyll group.

Prospects

The new Argyll group is a broadly based food retailer with substantial representation, and separate trading identities, within four important food retailing sectors.

Presto—large supermarkets and superstores

Presto, with turnover in the year to end March, 1982 of £435 million, has opened new Presto Food Markets in Manchester and Swansea since April, 1982, making a current total of 129 stores. New Presto Food Markets have an average sales area of approximately 18,000 square feet. Under Presto's store development programme, a further 6 stores are scheduled to open by March, 1983, mostly in the South of England, increasing the sales area of Presto stores to some 2.1 million square feet, which represents an increase of 91 per cent. since April, 1978. An additional 4 stores are under construction for opening after April, 1983 and negotiations are in progress to acquire further sites. By April, 1983 more than half of the total sales area of Presto (over 1,000,000 square feet) will have been remodelled into the Presto Food Market concept. The directors of Argyll believe that the Food Market concept offers attractive prospects for further development and they intend to give strong emphasis to the expansion of the Presto division.

Liptons—supermarkets

The Liptons division, which operates a total of 789 stores, with turnover in the year to end March, 1982 of £412 million, will continue its refit and modernisation programme. By April, 1983 271 stores, representing 46 per cent. of the Liptons division sales area, will have been refitted and modernised within the preceding four years.

The Liptons division's trading concept, based on a quality fresh food image in convenience locations, is expected to continue to offer sound prospects from stores trading in appropriate locations.

Lo-Cost—limited range discount stores

Lo-Cost, which operates a total of 157 limited range discount stores with an average sales area per store of some 3,400 square feet and total turnover at a current annual rate of around £100 million, including the recent acquisition of Pricerite stores, will continue its successful trading concept of providing mainly branded lines, and fresh food, in convenience locations at discount prices. Lo-Cost obtains 60 per cent. of its total volume from products distributed from its own warehouses.

It is planned that Lo-Cost's present regional concentration in the North West and West Midlands will be extended both through an acceleration of new store openings and through the conversion to the Lo-Cost trading format of suitable Liptons stores.

Cordon Bleu—freezer centres

Cordon Bleu, with turnover in the year to end March, 1982 of £49 million, has opened 4 new stores since April, 1982, of which 3 were conversions of Pricerite stores, to make a current total of 137 freezer centres. Cordon Bleu plans to open a total of 20 freezer centres during the year to March, 1983, including 5 Pricerite conversions.

It is considered that significant opportunities will exist for the accelerated expansion of Cordon Bleu through the selective conversion of a number of existing stores within the Liptons division into Cordon Bleu freezer centres in the course of the next two years and also to extend Cordon Bleu's penetration into the North East and Scotland, where it is not at present represented.

The former Argyll group's food wholesaling and manufacturing activities will represent some 10 per cent. of the total turnover of the new Argyll group. These activities are supplementary to the mainstream retail operation.

The directors consider that the capital funds required for developing new stores and for the modernisation and conversion of existing stores can be generated from current resources, from the cash flow of the business and from the disposal of surplus properties.

Summary

The directors of Argyll are confident of the trading prospects for the new Argyll group. Efficient food distribution, which involves the buying, physical distribution, marketing, administration and control of very substantial volumes of food products, is a business which offers significant benefits of scale. Accordingly, the directors of Argyll believe that the major opportunities for profit improvement and increased efficiencies resulting from such scale benefits are available both within the Allied group, to ensure its continued development and expansion as a strong and efficient national grocery retailer, and also from the combination of the complementary activities of Argyll and Allied.

Priority will be given to seeking to obtain through such profit improvement and efficiency programmes an increased net operating margin for each of the four retail operating divisions of the new Argyll group in line with best food industry sector performance and standards.

APPENDIX I

ACCOUNTANTS' REPORT ON THE FORMER ARGYLL GROUP

The following is a copy of a report on the former Argyll group received from Arthur Andersen & Co., Chartered Accountants:

Bank House,
9 Charlotte Street,
Manchester M1 4EU.

The Directors,
Argyll Foods PLC,

The Directors,
Samuel Montagu & Co. Limited.

4th June, 1982

Gentlemen,

We have audited the balance sheet of Argyll Foods PLC ("Argyll") and the consolidated balance sheet of Argyll Foods PLC and its subsidiaries (together the "former Argyll group") at 27th March, 1982 and the related consolidated profit and loss accounts and consolidated statements of source and application of funds for the five accounting periods ended on or about 31st December, 1977, 1978 and 1979, 28th March, 1981 and 27th March, 1982, prepared on the basis of the accounting policies set out in paragraph 4 below, in accordance with approved auditing standards.

The principal subsidiaries in the former Argyll group are set out in paragraph 4 below.

We were not the auditors of the former Argyll group for the years ended on or about 31st December, 1977 and 1978. The consolidated accounts for those years were reported on, without qualification, by another firm of Chartered Accountants. We were the auditors of the former Argyll group for the year ended 31st December, 1979, the fifteen month period ended 28th March, 1981 and the 52 week period ended 27th March, 1982.

In our opinion, the financial information presented in paragraphs 1 to 4 below for the five accounting periods ended 27th March, 1982, which is based on the audited accounts after making such adjustments as we consider necessary, gives a true and fair view, on the basis of the accounting policies set out in paragraph 4 below, of the state of affairs of Argyll and the former Argyll group at 27th March, 1982 and of the profits or losses and source and application of funds of the former Argyll group for each of the five accounting periods then ended, on a consistent basis.

Further, in our opinion the consolidated current cost accounts set out in paragraph 5 below have been properly prepared in accordance with the stated policies to give the information required by Statement of Standard Accounting Practice Number 16.

No audited accounts for any of the companies in the former Argyll group have been prepared in respect of any period since 27th March, 1982.

1. CONSOLIDATED PROFIT AND LOSS ACCOUNTS

The table below sets out the audited consolidated results of the former Argyll group for the five accounting periods ended 27th March, 1982.

	Notes	Years ended on or about 31st December, 1977	1978	1979	15 month period ended 28th March, 1981	52 week period ended 27th March, 1982
		£'000	£'000	£'000	£'000	£'000
Turnover:						
Food manufacturing		—	—	1,519	5,225	15,363
Edible oil refining		—	—	—	3,456	23,211
Food distribution						
–grocery retail and wholesale		10,471	10,583	9,081	48,026	142,871
–freezer centres		—	—	3,695	45,323	45,414
Discontinued activities		9,539	9,564	8,519	—	—
		20,010	20,147	22,814	102,030	229,759
Trading profit/(loss) before group expenses:	(ii)					
Food manufacturing		—	—	330	746	1,482
Edible oil refining		—	—	—	67	573
Food distribution						
–grocery retail and wholesale		148	117	186	595	3,572
–freezer centres		—	—	138	1,135	1,863
Discontinued activities		297	(164)	(174)	—	—
		445	(47)	470	2,543	7,490
Group expenses		(156)	(187)	(154)	(412)	(443)
Profit on sale of a trading property	(ii)	—	—	—	—	633
Net interest expense	(iii)	(82)	(110)	(105)	(532)	(487)
Profit/(loss) before taxation and extraordinary items		207	(344)	211	1,599	7,093
Taxation credit/(charge)	(iv)	(98)	172	—	—	(687)
Profit/(loss) before extraordinary items		109	(172)	211	1,599	6,406
Extraordinary items	(v)	—	(572)	(373)	(111)	(1,147)
Net profit/(loss)		109	(744)	(162)	1,488	5,259
Dividends:						
Convertible preference shares		—	—	—	(64)	(86)
Ordinary shares		—	—	—	(757)	(1,368)
Transfer to/(from) revenue reserves		109	(744)	(162)	667	3,805
Revenue reserves at beginning of period		730	839	95	(67)	600
Transfer to capital redemption reserve		—	—	—	—	(32)
Revenue reserves/(deficit) at end of period		839	95	(67)	600	4,373
Earnings/(loss) per share	(vi)	0.7p	(1.2p)	1.2p	5.3p	15.0p
Dividends per share:						
Convertible preference		—	—	—	6.0p	8.0p
Ordinary		nil	nil	nil	2.0p	3.25p

2. BALANCE SHEETS

The table below sets out the audited balance sheet of Argyll and the audited consolidated balance sheet of the former Argyll group at 27th March, 1982.

	Notes	Argyll 27th March, 1982		Former Argyll group 27th March, 1982	
		£'000	£'000	£'000	£'000
Assets employed:					
Fixed assets	(vii)		202		25,653
Goodwill			—		8,135
Interest in subsidiaries			28,039		—
Current assets:					
Stocks		—		27,750	
Debtors		251		8,162	
Cash		1,141		997	
		1,392		36,909	
Less: Current liabilities:					
Corporation tax		406		1,395	
Creditors		398		39,755	
Dividends		947		947	
Bank overdrafts (secured)		—		30	
		1,751		42,027	
Net current liabilities			(359)		(5,118)
			27,882		28,671
Financed by:					
Shareholders' funds:					
Share capital	(viii)		5,249		5,249
Share premium			12,226		12,226
Capital redemption reserve			32		32
Revenue reserves			4,373		4,373
			21,882		21,882
Deferred taxation	(ix)		—		489
Deferred purchase consideration			—		300
Bank loans (secured)	(x)		6,000		6,000
			27,882		28,671

3. CONSOLIDATED STATEMENTS OF SOURCE AND APPLICATION OF FUNDS

The table below sets out the audited consolidated statements of source and application of funds of the former Argyll group for the five accounting periods ended 27th March, 1982.

	Notes	Years ended on or about 31st December, 1977	1978	1979	15 month period ended 28th March, 1981	52 week period ended 27th March, 1982
		£'000	£'000	£'000	£'000	£'000
Source of funds:						
Arising from/(absorbed by) operations:						
Profit/(loss) before taxation and extraordinary items		207	(344)	211	1,599	7,093
Extraordinary items before taxation		—	(750)	(373)	(111)	(1,447)
		207	(1,094)	(162)	1,488	5,646
Adjustments for items not involving the movement of funds:						
Depreciation		112	156	265	1,361	2,809
Profit on sale of fixed assets		(79)	(13)	(12)	(146)	(629)
Profit on sale of subsidiary		—	—	—	—	(31)
Provisions for losses on fixed assets held for sale		—	103	127	—	—
Total arising from/(absorbed by) operations		240	(848)	218	2,703	7,895
Other sources:						
Proceeds from sale of fixed assets		135	24	66	790	1,354
Proceeds from sale of subsidiary	(xi)	—	—	—	—	76
Estimated proceeds from fixed assets held for sale		—	386	602	156	—
Proceeds from issues of shares		—	—	1,284	15,768	—
Consideration due to vendors of subsidiaries		—	—	1,000	—	—
Deferred purchase consideration		—	—	—	400	—
Bank loans		—	—	1,170	12,650	—
Taxation recovered		3	—	—	5	10
Decrease in working capital requirement		—	575	2,498	3,709	3,032
Total source of funds		378	137	6,838	36,181	12,277

ARGYLL FOODS PLC

ARGYLL FOODS PLC *Continued*

Application of funds:						
Purchase of fixed assets		320	180	413	4,905	8,848
Bank loans repaid		—	—	—	7,820	—
Acquisition of subsidiaries	(xi)	—	—	4,546	25,051	—
Consideration due to vendors of subsidiaries		—	—	—	1,000	—
Deferred purchase consideration		—	—	—	—	100
Additional payments for Cordon Bleu		—	—	—	680	—
Goodwill arising on acquisitions of businesses		—	—	—	971	1,509
Debentures repaid		—	—	—	470	—
Taxation paid		—	—	95	—	669
Dividends paid		—	—	—	274	1,138
Increase in working capital requirement		216	—	—	—	—
Total application of funds		536	180	5,054	41,171	12,264
Increase/(decrease) in cash and bank balances		(158)	(43)	1,784	(4,990)	13
Increase/(decrease) in working capital requirement:						
Stocks		302	(497)	(615)	1,870	3,099
Debtors		130	(651)	(563)	(4,191)	290
Assets held for sale		—	1,114	(172)	(961)	(765)
Creditors		(216)	(581)	(778)	(907)	(5,656)
Consideration due to vendors of a subsidiary		—	—	(480)	480	—
		216	(575)	(2,498)	(3,709)	(3,032)

4. NOTES TO THE FINANCIAL INFORMATION

Notes (i) to (xiv) below refer to the consolidated profit and loss accounts, balance sheet and statements of source and application of funds of the former Argyll group, except where otherwise relevant or where it is indicated that they refer to Argyll.

(i) Accounting policies

The accounts have been prepared on the historical cost basis using the following accounting policies:

Principles of consolidation

The consolidated accounts comprise the accounts of Argyll and its subsidiaries, after eliminating all significant inter-company balances and transactions. Subsidiaries are accounted for as from their effective date of acquisition or disposal, as defined by Statement of Standard Accounting Practice Number 14.

Interest in subsidiaries

Argyll accounts for interests in subsidiaries under the equity method whereby such interests are stated at cost, adjusted for retained profits and losses since acquisition.

Goodwill

Goodwill represents the excess of the purchase consideration and acquisition expenses of the subsidiaries and businesses acquired over the fair values attributed to the related net assets at the dates of acquisition. Goodwill is carried forward unamortised, unless the directors are of the opinion that there has been a permanent diminution in value.

Fixed assets

Fixed assets are stated at cost less accumulated depreciation. Depreciation is provided to write off the cost of the assets over their estimated economic lives on a straight-line basis. The current annual depreciation rates used are as follows:

Freehold and long leasehold buildings	2%
Short leasehold buildings	term of lease
Plant and equipment	10-12½%
Motor vehicles	25%

Stocks

Stocks are stated at the lower of first-in, first-out cost and net realisable value. The cost of manufactured products includes an appropriate proportion of manufacturing overheads.

Assets held for sale

Assets held for sale in respect of discontinued activities or those surplus to the requirements of the continuing activities are included in current assets at the lower of their net book value and estimated net realisable value.

Turnover

Turnover represents sales to external customers less returns and allowances and is exclusive of value added tax.

Foreign currency items

Transactions in foreign currencies are translated into sterling at the rates of exchange current at the dates of the transactions. Foreign currency items in the balance sheets are translated into sterling at the rates of exchange ruling at the end of the periods. Resulting exchange gains and losses are reflected in the consolidated profit and loss accounts.

Taxation

Corporation tax is provided on the taxable profits for the periods at the rate current during the periods. Deferred taxation is provided, using the liability method, in respect of tax allowances for fixed assets in excess of depreciation provided in the accounts and other timing differences except to the extent that the directors are satisfied that the tax benefits resulting from these timing differences will continue in the foreseeable future.

(ii) Trading profit/(loss) after group expenses

Trading profit/(loss) after group expenses for the former Argyll group has been determined after charging/(crediting) the following items:

	Years ended on or about 31st December, 1977	1978	1979	15 month period ended 28th March, 1981	52 week period ended 27th March, 1982
	£'000	£'000	£'000	£'000	£'000
Depreciation	112	156	265	1,361	2,809
Profit on sale of fixed assets	(79)	(13)	(12)	(146)	(96)

The profit on sale of a trading property of £533,000 arising in the 52 week period ended 27th March, 1982, shown as an exceptional item, arose on the sale for development purposes of a property previously used in the trade of the former Argyll group.

(iii) Net interest expense

Net interest expense for the former Argyll group comprises:

	Years ended on or about 31st December, 1977	1978	1979	15 month period ended 28th March, 1981	52 week period ended 27th March, 1982
	£'000	£'000	£'000	£'000	£'000
Bank loans repayable 1986/88	—	—	—	253	931
Other bank loans and overdrafts	82	110	105	279	32
Interest income on bank balances and cash	—	—	—	—	(476)
	82	110	105	532	487

(iv) Taxation

The taxation credit/(charge) for the former Argyll group comprises:

	Years ended on or about 31st December, 1977	1978	1979	15 month period ended 28th March, 1981	52 week period ended 27th March, 1982
	£'000	£'000	£'000	£'000	£'000
United Kingdom corporation tax at 52%	—	—	—	—	(389)
Deferred taxation	(98)	172	—	—	—
Unrelieved advance corporation tax written off	—	—	—	—	(611)
Write back of provision for development land tax	—	—	—	—	313
	(98)	172	—	—	(687)

In the 52 week period ended 27th March, 1982, the taxation charge has been reduced by the tax benefit of stock relief of £1,028,000 and deferred taxation not provided of £2,633,000. In the year ended 31st December, 1979 and the 15 month period ended 28th March, 1981, the taxation charge was eliminated by the tax benefit of stock relief and by deferred taxation not provided during those periods, and by tax losses carried forward from previous years. Because of the effect of the significant acquisitions during the course of these periods, the amounts involved are not determinable.

(v) Extraordinary items

Extraordinary items for the former Argyll group comprise:

	Years ended on or about 31st December, 1977	1978	1979	15 month period ended 28th March, 1981	52 week period ended 27th March, 1982
	£'000	£'000	£'000	£'000	£'000
Net costs relating to offer for Linfood Holdings Limited which did not proceed	—	—	—	—	(1,447)
Net costs relating to discontinued activities	—	(750)	(373)	(111)	—
Taxation relief on extraordinary items	—	178	—	—	300
	—	(572)	(373)	(111)	(1,147)

(vi) Earnings/(loss) per share

Earnings/(loss) per share for each period are based on profits or losses attributable to the ordinary shareholders, being profits or losses after taxation and before extraordinary items less dividends on convertible preference shares where these are applicable, and the weighted average number of ordinary shares in issue during the period. Earnings/(loss) per share have been adjusted for changes in the issued share capital.

The issue of convertible preference shares and options under The Argyll Executive Share Option Scheme has not resulted in a material dilution of earnings per share during any period.

(vii) Fixed assets

Fixed assets at 27th March, 1982 comprise:

	Cost	Accumulated depreciation	Net book value
	£'000	£'000	£'000
Former Argyll group:			
Land and buildings:			
Freehold	7,739	337	7,402
Long leasehold	1,693	69	1,624
Short leasehold	3,188	554	2,634
Plant, equipment and vehicles	25,500	11,407	14,093
	38,020	12,367	25,653
Argyll:			
Plant, equipment and vehicles	300	98	202

(viii) Share capital

The share capital of Argyll at 27th March, 1982 comprises:

	Authorised Number of shares	Authorised Nominal £'000	Issued Number of shares	Issued Nominal £'000
Ordinary shares of 10p each	55,000,000	5,500	42,104,692	4,211
8 per cent. convertible redeemable cumulative preference shares of £1 each	4,468,048	4,468	1,037,763	1,038
Unclassified shares of 10p each	319,520	32	—	—
		10,000		5,249

(ix) Deferred taxation

Deferred taxation provided in the balance sheet of the former Argyll group at 27th March, 1982 and the total potential liability at that date, including the amounts provided, comprises:

	Potential liability	Provided
	£'000	£'000
Stock relief	688	688
Tax allowances in excess of recorded depreciation	6,763	85
Other timing differences	(852)	(284)
Capital gains deferred by roll-over relief	630	—
Tax effect of unutilised losses available for carry forward	(2,309)	—
Advance corporation tax recoverable	(611)	—
	4,309	489

(x) Bank loans

Argyll has secured bank loans jointly from Midland Bank plc and Samuel Montagu & Co. Limited of £6,000,000. The loans are for a period of seven years from 6th February, 1981, with three repayments each of £2,000,000 due on the fifth, sixth and seventh anniversaries of drawdown. Interest on the loans is based on a rate of 1¼ per cent. over the London Interbank Offered Rate.

(xi) Acquisition and sale of subsidiaries

The effects on the consolidated statements of source and application of funds of the acquisition and sale of subsidiaries are:

	Years ended on or about 31st December, 1977	1978	1979	15 month period ended 28th March, 1981	52 week period ended 27th March, 1982
	£'000	£'000	£'000	£'000	£'000
Fixed assets	—	—	2,234	15,007	(12)
Goodwill	—	—	—	122	—
Current assets:					
Stocks	—	—	2,536	19,998	(27)
Debtors	—	—	398	11,128	(141)
Assets held for sale	—	—	—	784	—
Cash	—	—	423	6,916	—
	—	—	3,357	38,825	(168)
Current liabilities:					
Corporation tax	—	—	264	1,407	(14)
Creditors	—	—	2,682	27,537	(94)
Dividends	—	—	—	84	—
Bank overdrafts	—	—	321	1,544	(12)
	—	—	3,267	30,572	(120)
Net current assets/(liabilities)	—	—	90	8,254	(48)
Deferred taxation	—	—	—	(494)	5
Debentures	—	—	—	(470)	—
Net assets acquired/(sold)	—	—	2,324	22,419	(55)
Goodwill/(profit on sale)	—	—	2,222	2,632	(21)
Consideration, including acquisition expenses	—	—	4,546	25,051	(76)
Consideration satisfied by way of:					
Cash: to vendors/(from purchasers)	—	—	3,280	19,870	(81)
acquisition and disposal expenses	—	—	266	1,063	4
Shares: issued	—	—	—	4,118	—
due to be issued	—	—	1,000	—	—
	—	—	4,546	25,051	(76)

(xii) Commitments and contingent liabilities

Commitments and contingent liabilities of the former Argyll group at 27th March, 1982 comprise:

(a) Capital commitments	£'000
Contracted for	512
Authorised but not contracted for	275
	787

(b) Lease commitments

The former Argyll group leases a number of properties for which the current net annual rentals amount to approximately £3,670,000.

(c) Pension scheme

The former Argyll group maintains contributory defined benefits pension schemes for certain eligible employees. The costs under these schemes were approximately £184,000 in the 52 week period ended 27th March, 1982.

(xiii) Development of group structure and principal subsidiaries

Argyll was incorporated in England on 6th December, 1939 under the name of Louis C. Edwards & Sons (Manchester) Limited to acquire a meat processing business founded in 1919. Its shares were listed on The Stock Exchange in 1962 and its name was changed to Argyll Foods Limited (now Argyll Foods PLC) on 28th July, 1980.

In February, 1979, Gulliver Foods Limited acquired an interest in 20 per cent. of the then issued share capital of Argyll. At the same time, Gulliver Foods Limited assumed a central role in the management and direction of Argyll with the objective of expanding Argyll's scale of operation and product base. Since that date, a substantial number of acquisitions and changes have taken place, the most significant being summarised below:

Effective date of acquisition	Company or business acquired	Consideration £m
May, 1979	Yorkshire Biscuits Limited	1.8
November, 1979	Cordon Bleu Freezer-Food Centres Limited	2.6
March, 1980	Morgan Edwards Limited	4.1
October, 1980	66 Freezer Fare stores	1.5
February, 1981	Oriel Foods Limited	13.5
	The principal trading subsidiaries of Oriel Foods Limited at that time were: Mojo Carryway Limited, Lo-Cost Stores Limited, Snowking Frozen Foods Limited, Liverpool Central Oil Company Limited, Gold Crown Foods Limited.	
January, 1982	67 Pricerite stores	3.0

In view of the substantial changes which have taken place in the former Argyll group and to its subsidiaries subsequent to their acquisition during the five year period covered by this report, it is not considered meaningful to include within this report a five year record for each of the companies acquired. In order to facilitate the comparison of the group in the year to 27th March, 1982, with the preceding 15 month period, the table below summarises on a *pro forma* basis turnover and trading profit before group expenses of the individual entities now comprising part of the former Argyll group as if they had been members of the group throughout the fifteen month period. The financial information included below has been extracted from the audited accounts of the individual companies on a time apportionment basis, and excludes exceptional and extraordinary items and interest. In preparing this analysis, no account has been taken of the turnover and trading profit of Freezer Fare and Pricerite stores prior to their acquisition, as comparable trading information on these is not available.

	Pro forma information on 15 month period ended 28th March, 1981 Turnover	Trading profit before group expenses
	£'000	£'000
Food manufacturing	19,215	731
Edible oil refining	32,361	1,419
Food distribution:		
—grocery retail and wholesale	172,925	2,985
—freezer centres	45,323	1,135
	270,524	6,260

Subsidiaries whose assets or results are now considered to be material to the former Argyll group are:

Company	Business	Date of incorporation	Issued share capital £
Oriel Foods Limited	Sub-holding company	6th February, 1969	1,879,407
Argyll Foods (Properties) Limited	Sub-holding company	20th November, 1919	3,442,692
Morgan Edwards Limited	Sub-holding company	26th March, 1968	334,286
Argyll Quality Foods Limited	Biscuit and cake manufacturer	15th April, 1968	522,000
Yorkshire Biscuits Limited	Biscuit manufacturer	14th September, 1971	18,000
Furniss & Co., Limited	Biscuit and confectionery manufacturer	17th July, 1886	240,000
Paterson's Scottish Shortbread Limited	Biscuit manufacturer	23rd November, 1936	37,849
Purdy Cakes Limited	Cake manufacturer	20th January, 1964	40,400
Gold Crown Foods Limited	Tea and coffee blenders	16th February, 1916	24,000
Liverpool Central Oil Company Ltd.	Edible oil refiner	27th September, 1904	344,000
Cordon Bleu Freezer-Food Centres Ltd.	Frozen food retailer	14th April, 1964	158,193
Snowking Frozen Foods Limited	Frozen food wholesaler	18th October, 1961	30,000
Lo-Cost Stores Limited	Grocery retailer	14th April, 1924	109,848
Edwards Meats Limited	Fresh meat retailer	24th May, 1963	10,000
Mojo Carryway Limited	Cash and carry wholesaler	9th February, 1967	350,975

The table set out above includes the former Argyll group's principal subsidiaries, all of which are wholly owned. All subsidiaries are incorporated in England, with the exception of Argyll Quality Foods Limited and Paterson's Scottish Shortbread Limited which are incorporated in Scotland.

(xiv) Restatement of accounts at 31st December, 1979

The consolidated statement of source and application of funds for the year ended 31st December, 1979 given in this report has been restated on the basis that the effective date of acquisition of a subsidiary, Morgan Edwards Limited, was 28th March, 1980 and not 31st December, 1979, as originally shown in the accounts to 31st December, 1979. Consequently, the reference to the accounting treatment of the acquisition of this subsidiary in the report of the auditors in the published accounts of the former Argyll group for the year ended 31st December, 1979 is not repeated in this report.

The turnover and operating profit of Morgan Edwards Limited for the three month period ended 28th March, 1980 are not included in the consolidated profit and loss account for the fifteen month period ended 28th March, 1981 given in this report.

5. CURRENT COST ACCOUNTS

The tables below set out the consolidated current cost balance sheet of the former Argyll group at 27th March, 1982, and the consolidated current cost profit and loss accounts for the two accounting periods then ended:

	Notes	15 month period ended 28th March, 1981	52 week period ended 27th March, 1982
(a) Consolidated current cost profit and loss accounts		£'000	£'000
Turnover		102,030	229,759
Historical cost profit before taxation and interest, after group expenses		2,131	7,047
Historical cost profit on sale of a trading property		—	533
Current cost operating adjustments	(ii)	(745)	(2,054)
Current cost operating profit		1,386	5,526
Interest expense		(532)	(487)
Gearing adjustment	(iii)	292	640
Current cost profit before taxation		1,146	5,679
Taxation		—	(687)
Current cost profit before extraordinary items		1,146	4,992
Extraordinary items		(111)	(1,147)
Current cost profit attributable to shareholders		1,035	3,845
Dividends		(821)	(1,454)
Current cost retained earnings		214	2,391
Revenue reserves/(deficit) at beginning of period		(67)	147
Transfer to capital redemption reserve		—	(32)
Revenue reserves at end of period		147	2,506
Current cost earnings per share	(vi)	3.7p	11.7p

(b) Consolidated current cost balance sheet

	Notes	27th March, 1982 £'000	£'000
Assets employed:			
Fixed assets	(v)		32,523
Goodwill			8,136
Current assets:			
Stocks		27,750	
Debtors		8,162	
Cash		997	
		36,909	
Less: Current liabilities:			
Corporation tax		1,295	
Creditors		39,167	
Dividends		947	
Bank overdrafts (secured)		30	
		41,439	
Net current liabilities			(4,530)
			36,129
Financed by:			
Shareholders' funds:			
Share capital			5,249
Share premium			12,238
Capital redemption reserve			32
Revenue reserves			2,506
Current cost reserve	(vi)		9,325
			29,340
Deferred taxation			489
Deferred purchase consideration			300
Bank loans (secured)			6,000
			36,129

(c) Notes to current cost accounts

(i) *Basis of accounting*

The current cost accounts have been prepared in accordance with Statement of Standard Accounting Practice Number 16, adopting the accounting policies set out in paragraph 4 of this Appendix as modified below.

The current cost system, whilst not a system of accounting for general inflation, allows for price changes specific to the group when reporting assets employed and profits earned. The current cost operating profit is the surplus before interest and taxation arising from the ordinary activities of the business. It is determined after allowing for the impact of price changes on the net operating assets (fixed assets, stocks and monetary working capital) needed to maintain the operating capability of the former Argyll group. This result is achieved by making adjustments to trading profit before interest calculated on the historical cost basis. These adjustments are described in note (ii).

Corresponding amounts for the previous period are shown in values relating to that period, without further adjustment.

The current cost accounts can only give an approximate indication of the effects of inflation on the former Argyll group, and may show significant fluctuations from one period to the next.

(ii) Current cost operating adjustments

These comprise:

	Notes	15 month period ended 28th March, 1981	52 week period ended 27th March, 1982
		£'000	£'000
Depreciation	(a)	381	1,281
Cost of sales	(b)	868	1,945
Monetary working capital	(c)	(636)	(1,601)
Loss on sale of fixed assets	(d)	132	429
		745	2,054

(a) Depreciation adjustment:

This represents the difference between depreciation calculated on the closing fixed asset balance sheet values for current cost accounts purposes and depreciation charged in the historical cost accounts. It has been calculated by applying the former Argyll group's annual rates of depreciation to the estimated current cost of the assets employed. The estimated current cost has been arrived at by using relevant indices published by the Central Statistical Office which reflect the changes in input prices experienced by the former Argyll group.

Asset lives were reviewed by the directors upon the introduction of current cost accounting and the lives used for the historical cost accounts were considered to be appropriate.

(b) Cost of sales adjustment:

This represents the difference between the historical cost of purchase or manufacture of goods sold and the estimated current cost of those goods at the time of sale. It has been computed by applying the averaging method using relevant indices published by the Central Statistical Office which reflect the changes in input prices experienced by the former Argyll group.

Stock has not been revalued in the balance sheet as any adjustment would not be material.

(c) Monetary working capital adjustment:

This represents the effect of price changes on the monetary working capital needed to support the operating capability of the former Argyll group. It is calculated on trade debtors and creditors using the averaging method and applying the price indices appropriate to stocks, debtors and creditors.

(d) Loss on sale of fixed assets:

This represents the difference between the historical and current cost net book values of fixed assets sold during the period.

(iii) Gearing adjustment

The gearing adjustment represents the proportion of the current cost operating adjustments which is financed by net borrowings rather than by shareholders' funds. It has been calculated on a group basis using the method illustrated in the Guidance Notes to the Statement of Standard Accounting Practice Number 16.

(iv) Current cost earnings per share

Current cost earnings per share are based on current cost profits before extraordinary items, less dividends on convertible preference shares, and the weighted average number of ordinary shares in issue during the period.

(v) Fixed assets

Freehold and leasehold properties are stated at their value to the business. This has been calculated by applying those specific indices published by the Central Statistical Office which are considered most appropriate to the business concerned, to valuations performed as at 28th March, 1981. These valuations were prepared on the basis of the estimated open market values of the properties in their existing use, mostly by personnel of Argyll's property department. However, properties with significant unit values were valued by external valuers who also carried out sample valuations of the retail properties in order to corroborate the internal valuations.

Plant, equipment and motor vehicles is stated at its value to the business, being the lower of indexed historic cost less accumulated depreciation and recoverable amount. Indexed historic costs are calculated using those specific indices published by the Central Statistical Office considered to be the most appropriate to the business concerned. No account has been taken of changes in the rate or availability of government grants.

Consolidated fixed assets at 27th March, 1982 comprise:

	Current cost	Accumulated depreciation	Net current value
	£'000	£'000	£'000
Land and buildings	12,985	952	12,033
Plant, equipment and vehicles	33,974	13,484	20,490
	51,959	19,436	32,523

(vi) Current cost reserve

The current cost reserve at 27th March, 1982 comprises:

	£'000
Surplus on revaluations of fixed assets	8,053
Write back of dilapidations provisions	593
Cost of sales adjustment	2,833
Monetary working capital adjustment	(2,237)
Gearing adjustment	(912)
	9,325

The current cost reserve represents the amounts set aside by the former Argyll group to maintain the operating capability of its business to the extent that this has not already been allowed for in the historical cost accounts.

Yours faithfully,
ARTHUR ANDERSEN & CO.
Chartered Accountants.

APPENDIX II

ACCOUNTANTS' REPORT ON THE ALLIED GROUP

The following is a copy of a report on the Allied group received from Price Waterhouse, Chartered Accountants:

Southwark Towers,
32 London Bridge Street,
London SE1 9SY.

The Directors,
Argyll Foods PLC,

The Directors,
Samuel Montagu & Co. Limited,

4th June, 1982

Gentlemen,

We have examined the audited financial statements of Allied Suppliers Limited ("Allied") and the subsidiaries (together the "Allied group") for the five accounting periods ended 3rd April, 1982. These financial statements were prepared under the historical cost convention as modified by the revaluation of certain land and buildings. The principal operating subsidiaries in the Allied group are set out in note (xiv) in paragraph 4 of this report.

Throughout the period covered by this report, Allied was a wholly owned subsidiary of Allied Suppliers (Holdings) Limited ("Allied (Holdings)") which itself is a wholly owned subsidiary of Generale Occidentale, a company incorporated in France. We have been auditors of all companies in the Allied group for all periods relevant to this report.

In our opinion, the financial information set out below, which has been prepared from the audited financial statements after making such adjustments as we consider appropriate, gives, under the modified historical cost convention, a true and fair view of the state of affairs of the Allied group at 3rd April, 1982 and of the profits and source and application of funds of the Allied group for the five periods then ended.

No audited financial statements for any of the companies in the Allied group have been prepared in respect of any period since 3rd April, 1982.

1. CONSOLIDATED PROFIT AND LOSS ACCOUNTS

The table below summarises the results of the Allied group for the five accounting periods ended 3rd April, 1982 on the following bases:

(i) the results of the Allied group as published have been adjusted so as to include the results of Moores-Wrights Group Limited ("Moores-Wrights") and its subsidiaries (together the "Moores-Wrights group") for the entire five year period, because the Moores-Wrights group was acquired for shares and was managed by Allied throughout that period;

(ii) the profits before taxation of Alliance Property Holdings Limited ("Alliance") and its subsidiaries (together "the Alliance group"), and Argyle Securities Limited ("Argyle Securities") and its subsidiaries (together the "Argyle Securities group") since acquisition by Allied, which are included within profit before taxation, have also been separately identified at the foot of the table. These groups were acquired by Allied for shares, but the level and nature of their activities were significantly different prior to acquisition, and accordingly it has not been considered appropriate to include in the table the profits of these groups prior to their acquisition by Allied.

	Notes	Periods ended on or about 31st March, 1978	1979	1980	1981	1982
		£'000	£'000	£'000	£'000	£'000
Turnover:						
Presto division		166,877	202,524	267,608	376,142	424,969
Liptons division		359,737	366,330	379,515	404,804	421,760
		526,414	568,854	647,123	780,946	846,729
Trading profit:						
Retailing		9,876	7,178	9,701	10,230	11,626
Property income and disposals:						
Profit on sale of surplus trade properties and on supermarket developments		909	4,407	3,910	3,976	2,470
Profit on sale of non-trade properties and non-recurring profits		—	—	337	808	350
Rental income less expenses		(87)	(365)	436	468	(40)
		10,197	11,220	14,384	15,482	14,305
Net interest receivable/(payable)	(ii)	1,212	1,803	3,050	(164)	370
		11,409	13,023	17,434	15,318	15,675
Net profit on sale and leaseback of certain properties		2,202	—	1,490	—	493
Profit before taxation		13,611	13,023	18,924	15,318	15,668
Taxation (charge)/credit	(iii)	(5,162)	2,160	518	(68)	3
Profit after taxation		8,449	15,183	19,442	15,250	15,671
Minority interest		—	—	—	(13)	(28)
Extraordinary items	(v)	635	550	—	—	—
		9,084	15,733	19,442	15,237	15,643
Dividends		(18,301)	(20,840)	(17,001)	(20,968)	(27,080)
Transfer to/(from) reserves		(9,217)	(5,107)	2,441	(5,731)	(11,357)
Earnings per share	(vi)	32.0p	57.4p	64.4p	45.8p	41.4p
Retail trading profit is stated after charging:						
Management charges paid to Allied (Holdings)		666	848	1,310	1,450	1,600
Depreciation		2,796	3,458	4,107	5,305	6,290
Profit before taxation includes the following profits:						
The Alliance group since acquisition	(xiv)	—	—	1,371	3,023	1,343
The Argyle Securities group since acquisition	(xiv)	—	—	—	218	919

2. CONSOLIDATED BALANCE SHEET

	Notes	£'000	3rd April, 1982 £'000
Assets employed:			
Fixed assets	(vii)		107,370
Goodwill	(viii)		260
Premium on debt	(viii)		1,389
Property assets held for sale	(i)		2,601
			111,620
Current assets:			
Stocks		80,152	
Debtors		3,887	
Property assets held for sale	(i)	3,736	
Net amount due from Generale Occidentale group companies		27,171	
Bank balances and cash		14,319	
		134,265	
Less: Current liabilities:			
Creditors and provisions		108,316	
Loan capital repayable within one year	(x)	4,525	
Taxation		987	
Ordinary dividend		27,000	
		140,828	
Net current liabilities			(6,563)
			105,057
Financed by:			
Shareholders' funds:			
Share capital	(xi)		18,918
Share premium			41,556
Revenue reserves			6,246
			66,720
Loan capital	(x)		35,097
Provision for unfunded pensions	(xii)		3,233
Minority interest			47
			105,057

3. CONSOLIDATED STATEMENTS OF SOURCE AND APPLICATION OF FUNDS

The table below includes the Moores-Wrights group as part of the Allied group for the entire five year period. The effects of acquisitions (excluding the acquisition by Allied of the Moores-Wrights group) and disposals during the five years are shown below:

	Notes	Periods ended on or about 31st March, 1978	1979	1980	1981	1982
		£'000	£'000	£'000	£'000	£'000
Source of funds						
Profit before taxation		13,611	13,023	18,924	15,318	15,668
Extraordinary items before taxation		632	550	—	—	—
Depreciation		2,796	3,458	4,107	5,305	6,290
Write-off of premium on debt		—	—	—	28	33
		17,029	17,031	23,031	20,651	22,041
Issue of share capital		—	—	12,361	23,228	—
Movement on minority interest		—	—	7	(2)	—
Disposal of fixed assets and of assets held for sale:						
Trade properties and other fixed assets		6,447	5,640	4,263	5,009	3,982
Non trade properties		—	—	4,584	4,199	7,095
Provision for unfunded pensions		—	—	41	25	68
Taxation and group relief		444	—	803	188	2
Lease loan capital		443	1,975	461	3,533	1,363
Other loan capital		—	—	17,881	3,861	—
Working capital decrease	(xiv)	8,082	3,185	7,305	—	4,972
Total source of funds		32,445	27,831	70,717	65,688	39,912

ARGYLL FOODS PLC

ARGYLL FOODS PLC Continued

Application of funds:						
Premium on debt arising on acquisition of Argyle Securities		—	—	—	1,500	—
Purchase of fixed assets and of assets held for sale:						
Trade properties and other fixed assets		7,877	14,826	27,798	22,835	30,987
Non trade properties		—	—	15,404	314	31
Repayment of loans		1,096	39	476	54	1,168
Taxation and group relief payments		652	2,668	87	419	152
Generale Occidentale group companies		8,360	(12,774)	(2,686)	28,730	(5,060)
Working capital increase	(xii)	—	—	—	907	—
Dividends paid		11,101	27,301	25,840	16,569	7,400
Total application of funds		28,976	32,055	65,889	66,328	34,668
Increase/(decrease) in bank balances		3,469	(4,224)	4,828	(640)	5,245
Effects of acquisitions and disposals:	(xiv)					
Sources of funds:						
Extraordinary items before taxation		335	—	—	—	—
Issue of share capital		—	—	12,361	23,223	—
Acquisition of minority interest		—	—	7	—	—
Disposal of fixed assets		499	—	—	—	—
Taxation and group relief		—	—	673	178	—
Other loan capital		—	—	17,881	8,361	—
Working capital decrease		2,868	—	—	—	—
Total sources of funds		3,702	—	30,922	31,762	—
Application of funds:						
Premium on debt arising on acquisition of Argyle Securities		—	—	—	1,500	—
Purchase of fixed assets and of assets held for sale:						
Trade properties and other fixed assets		—	—	11,447	—	—
Non trade properties		—	—	15,404	—	—
Generale Occidentale group companies		3,398	—	—	3,771	—
Working capital increase		—	—	3,104	3,029	—
Total application of funds		3,398	—	35,955	7,300	—
Increase/(decrease) in bank balances		304	—	(5,033)	24,462	—

4. NOTES TO THE FINANCIAL STATEMENTS

(i) Accounting policies

Basis of consolidation

The consolidation comprises Allied and all its subsidiaries. With regard to acquisitions and disposals, the consolidated profit and loss account includes (except as regards the Moores-Wrights group) only that proportion of the results of companies acquired arising since effective date of control or, in the case of companies or interests disposed of, for the period of ownership.

Goodwill

The excess of consideration paid over the values attributed to net tangible assets acquired is written off in the year of acquisition except where goodwill is already included in the accounts of the company acquired as a result of acquisitions made by that company. Where reorganisation of newly acquired businesses is necessary, provisions are set up at acquisition to meet the estimated cost of reorganisation, including trading losses of operations scheduled for closure, after taking into account anticipated taxation relief.

Deferred taxation

Deferred taxation is provided at current rates of tax on timing differences only where it is expected that a taxation liability may arise in the foreseeable future.

Fixed assets

Fixed assets are stated at cost or 1972 valuation. Plant, machinery and equipment which are leased but provide the group with substantially all the benefits and risks of ownership are capitalised at the original cost to the lessor.

Depreciation is provided on a straight line basis and is calculated from the date of original purchase, lease or subsequent valuation. The book amounts of fixed assets are written off over their estimated useful lives. With effect from 2nd April, 1978, provision has been made for depreciation on freehold and long leasehold buildings.

Depreciation is not provided on land, or on freehold and long leasehold buildings held for sale.

The depreciation rates are arrived at using the following estimated useful lives for the main categories of fixed assets:

Freehold buildings—life not exceeding 100 years.

Leasehold buildings—life not exceeding the shorter of residual life of lease or 100 years. The surplus on revaluation of leasehold properties with a rent review clause is written off over the period to the next rent review date.

Fixtures, plant and equipment—lives of between 4 and 15 years.

Profits arising on sale and leaseback of properties developed as supermarkets are included in trading profit, within "Property income and disposals".

Property assets held for sale

Property assets held for sale comprise properties not employed in mainstream activities and which are held for disposal in the future. Where contracts have been signed for the disposal of these assets prior to the latest practicable date before finalising the accounts, the assets have been included in current assets at the lower of net book amounts and net sales proceeds.

Stock valuation

Stocks, which comprise goods for resale, are stated at the lower of cost and net realisable value. For branch stocks, cost is calculated by reference to selling price less appropriate trading margins; for all other stocks, cost is determined on the basis of first in, first out.

Foreign currencies

Net tangible assets and results of overseas companies are expressed in sterling at the rates of exchange ruling at the year end. Exchange differences arising on the translation of foreign currency assets and liabilities are dealt with through reserves.

Pensions

A pension scheme covering the majority of employees of the Allied group is operated by Allied (Holdings). Current contributions to pension funds are charged against profits as payments are due. The assets of the scheme are held completely independently of Allied's finances and the scheme was fully funded at the most recent actuarial valuation at 1st April, 1980.

Turnover

Turnover represents sales to third parties excluding value added tax.

(ii) Net interest receivable/(payable)

	1978	1979	1980	1981	1982
	£'000	£'000	£'000	£'000	£'000
Interest receivable:					
Trade debtors	464	213	533	1,070	948
Generale Occidentale group companies	1,552	2,456	3,979	2,640	4,948
	2,016	2,669	4,512	3,710	5,896
Interest payable:					
Bank overdrafts and loans wholly repayable within five years	47	166	338	573	1,075
Others	459	401	877	3,044	3,606
Unfunded pensions (see note (xi))	298	299	257	257	345
	804	866	1,462	3,874	5,026
Net interest receivable/(payable)	1,212	1,803	3,050	(164)	870

(iii) Taxation

The taxation (charge)/credit comprises:

	1978	1979	1980	1981	1982
	£'000	£'000	£'000	£'000	£'000
United Kingdom corporation tax at 52%	(3,171)	1,923	(55)	(42)	—
Relief for overseas taxation	36	—	55	42	—
Overseas taxation	(95)	(73)	(74)	(42)	—
Deferred taxation	209	(1)	(49)	16	—
Group relief (payable)/receivable	(2,217)	—	673	—	—
Prior period adjustments	76	311	(32)	(42)	3
	(5,162)	2,160	518	(68)	3

Taxation on the profits of the periods has been reduced/(increased) by:

	1978	1979	1980	1981	1982
	£'000	£'000	£'000	£'000	£'000
Group relief received from another Generale Occidentale group company for no consideration	—	—	3,447	396	—
Stock appreciation relief	—	—	—	6,534	3,356
Current year movement on deferred taxation not provided	1,165	9,839	5,383	(716)	3,834
Capital losses utilised	—	—	163	32	153
	1,165	9,839	8,993	6,246	7,343

(iv) Deferred taxation

Long term deferred taxation at 3rd April, 1982 calculated at current rates of tax, which is not provided, comprises the following:

	£'000
Accelerated tax depreciation	25,947
Capital gains	2,859
Other timing differences (net)	(539)
Losses available for relief (£22.4 million gross)	(11,646)
Advanced corporation tax recoverable	(1,619)
	15,002

On change of ownership of Allied from the Allied (Holdings) tax grouping, tax losses available for relief included above of approximately £3.3 million (£6.3 million gross) will be utilised, and the advance corporation tax recoverable of £1,619,000 will also cease to be available for set off against any future corporation tax liabilities.

(v) Extraordinary items

	1978	1979	1980	1981	1982
	£'000	£'000	£'000	£'000	£'000
Reorganisation profits	300	550	—	—	—
Net profit on disposal of subsidiaries and trade investments	335	—	—	—	—
	635	550	—	—	—
Extraordinary items are stated after taxation relief of	13	—	—	—	—

(vi) Earnings per share

Earnings per share for each period are based upon the profits attributable to the ordinary shareholders, being profits after taxation and minority interest and before extraordinary items, and the weighted average number of ordinary shares in issue during the period. The weighted average number of shares in issue has been adjusted as appropriate so as to include for each period 3,960,272 ordinary shares issued in connection with the acquisition of the Moores-Wrights group.

(vii) Fixed assets

At 3rd April, 1982 fixed assets comprise:

	Cost	1972 valuation	Accumulated depreciation	Net book amount
	£'000	£'000	£'000	£'000
Land and buildings:				
Freehold	12,524	3,538	578	15,484
Long leasehold (not less than 50 years unexpired)	19,854	1,319	706	20,467
Short leasehold (less than 50 years unexpired)	29,330	390	3,510	26,210
	61,708	5,247	4,794	62,161
Fixtures, plant and equipment:				
Owned	52,901	—	20,353	32,548
Leased	15,028	—	2,367	12,661
	67,929	—	22,720	45,209
Total	129,637	5,247	27,514	107,370

(viii) Premium on debt

Premium on debt represents the excess of consideration paid over nominal value of long term debt on the acquisition of Argyle Securities. The premium is being amortised over the term of the debt.

(ix) Share capital

The share capital of Allied at 3rd April, 1982 comprises:

	Number	Amount £'000
Ordinary shares of 50p each, issued and fully paid	37,835,907	18,918
Authorised share capital	40,000,000	20,000

(x) Loan capital

	Interest rate %	3rd April, 1982 £'000
Allied:		
Unsecured loan stocks		
1982/87	6	3,145
1992/2007	6½	2,172
Bank loan (unsecured) 1982/87	variable	10,000
Lease loan capital	variable	8,295
		23,613
Subsidiaries:		
Secured loan stocks:		
1984/89	8½	484
1986/91	7¾	2,901
1992/97	9½	3,523
1992/97	10¼	178
1993/98	12	8,163
Bank loan (unsecured) 1985/86	variable	500
		39,582
Less: Amount repayable within one year or on demand		4,525
		35,057

Loan capital by year of repayment:

	Bank	Other
	£'000	£'000
From one to two years	1,800	2,022
From two to five years	5,900	3,255
Over five years	1,000	21,080
	8,700	26,357
		35,057

(xi) Provision for unfunded pensions

A provision for unfunded pensions is maintained to meet Allied's commitment to certain employees in respect of service prior to their participation in Allied's pension arrangements. Allied credits interest annually to this provision in accordance with an actuarial recommendation (see note (ii) above).

(xii) Working capital

Working capital movements within the consolidated statements of source and application of funds are as follows:

	1978	1979	1980	1981	1982
	£'000	£'000	£'000	£'000	£'000
Stocks	7,199	(11,557)	(7,905)	(12,825)	(1,888)
Debtors	(2,836)	1,601	(4,325)	1,539	658
Creditors	4,003	12,846	21,052	9,713	8,904
Property assets held for sale	(224)	318	(1,318)	668	(2,702)
Currency translation differences	(51)	(33)	(199)	(2)	—
(Increase)/decrease in working capital	8,082	3,185	7,305	(907)	4,972

(xiii) Current cost accounts

As Allied is a wholly owned subsidiary of another U.K. company, no current cost information under Statement of Standard Accounting Practice Number 16 has been prepared for the Allied group.

(xiv) Principal subsidiary companies and changes in group structure

Subsidiary companies whose assets and results are considered to be material to the Allied group are set out below. All are wholly owned, with the exception of Deltadean Limited which is 51 per cent. held, and all are incorporated in England, with the exception of Argyle Securities Limited which is incorporated in Scotland.

Company	Business	Date of incorporation	Issued share capital £
Argyle Securities Limited	Holding company	15th May, 1958	5,717,333
Allied Suppliers (Properties) Limited	Property holding	7th March, 1938	4,700,002
Allied Suppliers (Overseas) Limited	Food retailing	3rd October, 1924	15,000
Federated Properties Limited	Property holding	19th July, 1939	300,000
Edwin Gowers & Son Limited	Food retailing	13th December, 1955	393,650
Moores Stores Limited	Food retailing	24th May, 1935	5,899,532
Alliance Property Holdings Limited	Holding company	2nd June, 1967	2,726,406
Alliance Property Company Limited	Property investment	4th March, 1933	6,037,875
Deltadean Limited	Food retailing	19th October, 1979	10,000

The Allied group made the following significant acquisitions and disposals during the five accounting periods ended 3rd April, 1982:—

(a) *With effect from the 2nd April, 1977 Allied sold its food manufacturing subsidiary TW Beach Limited to Cavenham Limited (since renamed Allied (Holdings)) for £2.6 million.*

(b) On 12th June, 1979 Allied acquired the Alliance group, a property investment group with quoted loan stocks, from Cavenham Limited for £12.36 million, the consideration being satisfied by the issue of 4,650,000 ordinary shares of Allied.

(c) In January, 1980 Allied acquired the Caters supermarkets division of Debenhams Limited for a cash consideration of £9.5 million.

(d) On 1st December, 1980, Allied acquired the Moores-Wrights group, a supermarket group, from Allied (Holdings) for £13.65 million, the consideration being satisfied by the issue of 3,960,272 ordinary shares of Allied of which 216,802 shares were not issued until September, 1981.

(e) On 1st December, 1980, Allied acquired the Argyle Securities group from Argyle Securities (Holdings) Limited, which is wholly owned by Allied (Holdings), for £23.22 million, the consideration being satisfied by the issue of 6,739,118 ordinary shares of Allied. When acquired, Argyle Securities owned liquid assets and had quoted loan stocks. Upon acquisition by Allied, Argyle Securities acquired the principal retail property subsidiary of Allied. Dividends of £1,441,000 in the 52 weeks ended 28th March, 1981, receivable by Argyle Securities from that subsidiary, have not been included in the profits before taxation shown for Argyle Securities in the table of consolidated profit and loss accounts.

Yours faithfully,
PRICE WATERHOUSE
Chartered Accountants.

APPENDIX III

PRO FORMA FINANCIAL INFORMATION ON THE NEW ARGYLL GROUP

1. INTRODUCTION

The pro forma net assets and profit of the combined new Argyll group are set out in paragraphs 3 and 5 below respectively. In view of the relative contributions by Argyll and Allied to net assets and profit of the combined group in the context of the Offer for Sale of shares in the enlarged undertaking, the pro forma information set out in this Appendix combines the amounts included in the existing accounts of each company. For the purposes of illustration, the tables in paragraphs 3 and 5 indicate the effects on net assets, profit and earnings per share of striking prices for the 95 million new ordinary shares of Argyll at both the minimum of 85p and the maximum of 100p per share.

Year to end March, 1982 refers respectively to the fifty two week period ended 27th March, 1982 for the former Argyll group and the fifty three week period ended 3rd April, 1982 for the Allied group.

2. CONSIDERATION

The consideration payable to Allied (Holdings) will amount to £101.2 million. In addition, interest will be payable on this consideration at a rate of approximately 14 per cent. per annum in respect of the period 16th April, 1982 to the date of settlement. On the basis of the expected settlement date of 16th June, 1982, this interest will amount to approximately £2.5 million. This figure, together with the profits arising after the respective balance sheet dates, has been ignored in the statement of pro forma net assets set out in paragraph 3 below.

Prior to the exchange of contracts for the purchase of Allied by Argyll, Allied distributed to Allied (Holdings) a dividend of £27.0 million which was applied in part repayment of net amounts due from Generale Occidentale group companies.

The 95 million new ordinary shares are being allotted to Allied (Holdings), which is renouncing them to Samuel Montagu. Samuel Montagu is offering these shares for sale by tender to the public at a price of between a minimum of 85p per share and a maximum of 100p per share. The gross cash proceeds of the Offer for Sale, which will therefore vary between £81 million and £95 million, will represent part satisfaction of the consideration payable to Allied (Holdings). The balance of the consideration of £101.2 million together with estimated expenses of £3.7 million will be financed by term loans, which will accordingly vary between £24 million and £10 million.

The table in paragraph 6 below summarises the effects of a range of striking prices of the new ordinary shares on the amount of the term loans, the interest thereon and the profit of the combined new Argyll group.

3. PRO FORMA NET ASSETS

The audited balance sheet of the former Argyll group (see paragraph 2 of Appendix I) and the audited balance sheet of the Allied group (see paragraph 2 of Appendix II), together with pro forma balance sheets of the combined new Argyll group, are shown below:

	Notes	Former Argyll group 27th March, 1982 £m	Allied group 3rd April, 1982 £m	Combined new Argyll group (pro forma) Striking price 85p £m	Combined new Argyll group (pro forma) Striking price 100p £m
Assets employed:					
Fixed assets	(i)	25.7	107.4	133.1	133.1
Goodwill		8.1	0.2	8.3	8.3
Premium on debt		—	1.4	1.4	1.4
Property assets held for sale	(iii)	—	2.6	2.6	2.6
Current assets:					
Stocks		27.7	80.1	107.8	107.8
Debtors		8.2	8.9	17.1	17.1
Net amount due from Generale Occidentale group	(ii)	—	27.2	—	—
Property assets held for sale	(iii)	—	3.7	3.7	3.7
Bank balances and cash	(iv)	1.0	14.3	15.5	15.5
		36.9	134.2	144.1	144.1
Less: Current liabilities:					
Corporation tax		1.3	1.0	2.3	2.3
Creditors		39.7	108.3	148.0	148.0
Loan capital repayable within one year		—	4.5	4.5	4.5
Dividends	(ix)	0.9	27.0	0.9	0.9
Bank overdrafts (secured)		0.1	—	0.1	0.1
		42.0	140.8	155.8	155.8
Net current liabilities		(5.1)	(6.6)	(11.7)	(11.7)
		28.7	105.0	133.7	133.7
Financed by:					
Shareholders' funds:					
Share capital	(v)	5.2	13.9	14.7	14.7
Share premium		12.3	41.6	12.3	12.2
Capital reserve (non-distributable)	(vi)	—	—	26.9	41.1
Capital redemption reserve		0.1	—	0.1	0.1
Revenue reserves		4.4	6.2	10.6	10.6
		21.9	66.7	64.5	78.7
Minority interest		—	0.1	0.1	0.1
Deferred taxation		0.5	—	0.5	0.5
Loan capital	(vii)	6.0	35.0	65.1	50.9
Deferred purchase consideration		0.3	—	0.3	0.3
Provision for unfunded pensions		—	3.2	3.2	3.2
		28.7	105.0	133.7	133.7

Notes:

The pro forma balance sheet of the new Argyll group has been based on a combination of the first two columns above but adjusted as indicated in certain of the notes below:

(i) Fixed assets

The fixed assets of the Allied group include property of approximately £62 million, stated at cost or 1972 valuation, less depreciation. Details of the valuation of certain freehold and long leasehold properties, which indicates a surplus of £15.9 million over book values, are set out in Appendix IV.

(ii) Net amount due from Generale Occidentale group

The net amount due from Generale Occidentale group has been eliminated to reflect its repayment in cash prior to the exchange of contracts for the acquisition of Allied (see note (iv) below).

(iii) Property assets held for sale

Property assets held for sale comprise mainly properties which are not employed in the new Argyll group's retail trade. Property assets held for sale shown in current assets include properties with a book value of £3.2 million, which, subject to certain conditions, will be sold to Allied (Holdings) for a sum of £3.6 million on completion of the acquisition of Allied.

(iv) Bank balances and cash

	£m
Former Argyll group	1.0
Allied group	14.3
Received from Generale Occidentale group in repayment of sums owing prior to contract (see note (ii) above) being £27.2 million, less dividends paid of £27.0 million	0.2
	15.5

(v) Share capital

The share capital of Argyll has been adjusted to reflect the issue of the new ordinary shares, as set out in paragraph 1 of Appendix V.

(vi) Capital reserve (non distributable)

	Striking price 85p £m	Striking price 100p £m
Representing:		
Share capital of Allied	13.9	13.9
Share premium of Allied	41.6	41.6
	60.5	60.5
Less:		
Nominal amount of shares issued by Argyll	(9.5)	(9.5)
Cash element of the consideration, at striking prices of 85p and 100p, together with estimated expenses of the acquisition and Offer for Sale	(24.1)	(9.9)
	(33.6)	(19.4)
	26.9	41.1

New ordinary shares in Argyll issued as part of the consideration are stated at their nominal value in determining the non distributable capital reserve of the combined new Argyll group. The distributable revenue reserves of the combined new Argyll group represent the aggregate of the distributable revenue reserves of the former Argyll group and of the Allied group.

(vii) Loan capital

	Striking price 85p £m	Striking price 100p £m
Former Argyll group	6.0	6.0
Allied group	35.0	35.0
New term loans, required to finance the cash element of the purchase consideration and the estimated expenses (see paragraph 6 below)	24.1	9.9
	65.1	50.9

4. COMBINED STATEMENTS OF TURNOVER AND TRADING PROFITS

During the five accounting periods ended on or about 31st March, 1982 there have been significant changes in the financial structure and constituent parts of both the former Argyll group and the Allied group, and there have also been very substantial levels of dividends distributed by Allied with consequential material effects on interest received and paid. Accordingly it has not been considered informative to present a five year summary of the pro forma profits before and after taxation, and earnings per share, of the combined new Argyll group.

The table below therefore analyses turnover and trading profits of the former Argyll group and the Allied group, and excludes interest. It also excludes those property profits which have either been disclosed as exceptional in the accounts of the two groups, or which relate to the sale of non-trading properties or which are otherwise of a non-recurring nature.

The results of the former Argyll group, as analysed in paragraph 1 of Appendix I, have been adjusted to years ended on or about 31st March. Results of subsidiaries of the former Argyll group and of the Allied group (other than the Moores-Wright group) are accounted for as from their effective date of acquisition.

	Years ended on or about 31st March, 1978 £m	1979 £m	1980 £m	1981 £m	1982 £m
Turnover:					
Former Argyll group					
Food manufacturing	—	—	2.2	4.5	15.2
Edible oil refining	—	—	—	3.5	23.2
Food distribution					
—grocery retail and wholesale	10.5	10.2	8.6	46.3	142.9
—freezer centres	—	—	12.8	36.3	48.4
Discontinued activities	9.5	9.3	6.4	—	—
	20.0	19.5	30.0	90.6	229.8
Allied group					
Presto division	166.7	202.5	267.6	376.1	435.0
Liptons division	359.7	366.3	379.5	404.8	411.8
	526.4	568.8	647.1	780.9	846.8
New Argyll group	546.4	588.3	677.1	871.5	1,076.6
Trading profits:					
Former Argyll group					
Food manufacturing	—	—	0.4	0.6	1.5
Edible oil refining	—	—	—	0.1	0.6
Food distribution					
—grocery retail and wholesale	0.1	0.1	0.2	0.5	3.5
—freezer centres	—	—	0.4	0.9	1.8
Discontinued activities	0.2	(0.1)	(0.1)	—	—
	0.3	—	0.9	2.1	7.4
Group expenses	(0.1)	(0.2)	(0.2)	(0.3)	(0.4)
	0.2	(0.2)	0.7	1.8	7.0
Allied group					
Retailing	9.4	7.2	9.7	10.2	11.5
Property income and disposals:					
Profit on sale of surplus trade properties and on supermarket developments	0.9	4.4	3.9	4.0	2.5
Rental income less expenses	(0.1)	(0.4)	0.4	0.5	(0.1)
	10.2	11.2	14.0	14.7	13.9
Combined trading profits before interest and before certain property profits, amounting in 1982 to £1.4 million, which are either disclosed as exceptional, or relate to the sale of non-trading properties or are otherwise of a non-recurring nature	10.4	11.0	14.7	16.5	20.9

5. PRO FORMA PROFIT

The pro forma statement of annual profit of the combined new Argyll group set out below is based on a combination of the trading profit of the former Argyll group and of the Allied group for the year to end March, 1982 (as set out in paragraph 4 above). In order to calculate the pro forma profit of the combined new Argyll group that would have applied had Allied been part of the Argyll group during the period, adjustments have been made, in addition to the exclusion of certain property profits, to reflect the change of ownership and to deduct notional interest payable on the new term loans required to finance part of the consideration.

For illustration purposes, the effects of striking prices of 85p and 100p are shown. The effect on earnings per share of the different levels of borrowings required to make up the balance of the purchase consideration for the Allied group, following other possible proceeds from the Offer for Sale, is shown in paragraph 6.

	Profit before taxation of combined new Argyll group (pro forma) Striking price 85p £m	Striking price 100p £m
Combined trading profit of the new Argyll group (see paragraph 4 above)	20.9	20.9
Net interest income/(expense):		
Argyll (see paragraph 1 of Appendix I)	(0.5)	(0.5)
Allied (see paragraph 1 of Appendix II)	0.9	0.9
Pro forma adjustments:		
Add: Generale Occidentale group management charge deducted from Allied's profit in respect of expenses which it is estimated will not continue following the acquisition by Argyll (total charge of £1.6 million, less £0.3 million of continuing expenses) (see paragraph 1 of Appendix II)	1.3	1.3
Less: Notional interest on that element of Allied's 1981/82 dividend of £27.0 million relating to prior years' profits, amounting to £11.4 million, at an assumed interest rate of 15 per cent. (see paragraph 1 of Appendix II)	(1.7)	(1.7)
	(0.4)	(0.4)
Pro forma profit before interest on new term loans	20.9	20.9
Less: Interest on new term loans to finance part of consideration (see note (ii) below)	(3.6)	(1.5)
Pro forma profit before taxation	17.3	19.4
Less: Actual tax charge (see note (iii) below)	(2.0)	(2.0)
Pro forma profit after taxation of the new Argyll group	15.3	17.4
Pro forma earnings per share:		
After actual tax charge (see note (iii) below)	11.0p	12.5p
After notional full tax charge of 52%	6.0p	6.7p

Notes:

(i) The profit and earnings indicated above include a profit of £2.5 million arising from the sale of Allied's trade properties and from supermarket developments, but exclude an exceptional profit of £0.5 million arising from the sale by Argyll of a trading property for development purposes, and exclude profits of £0.9 million arising from the sale of properties not employed in the trade of Allied and non-recurring property profits.

(ii) Pro forma annual interest on the new term loans to finance part of the cost of the acquisition of Allied has been calculated at an annual rate of 15 per cent. No adjustment has been made in respect of the interest saved as a result of the recent sales of certain of Allied's properties which were not employed in its retail trade and from the proposed sale of further properties to Allied (Holdings) for £3.6 million. These savings will be partially offset by rental income forfeited.

(iii) The actual tax charge has been estimated on the basis that the mainstream corporation tax charge on profit for the combined new Argyll group will be insignificant. Owing to excess tax allowances and losses brought forward, the directors of Argyll consider it unlikely that the new Argyll group will have any significant mainstream corporation tax liability for a number of years. The actual tax charge therefore comprises advance corporation tax on dividends paid on the ordinary share capital and on the existing convertible preference share capital, assuming, for illustrative purposes, that ordinary dividends at the rate of 3.25p per share, being the rate paid on the former share capital in respect of the accounts for the 52 week period ended 27th March, 1982, had also been paid on the 95 million new ordinary shares being issued in connection with the acquisition of Allied. This advance corporation tax will be available to be offset against future mainstream corporation tax.

(iv) The earnings per share shown above allow for the conversion of the convertible preference shares, but not for the exercise of the warrants. Assuming that the warrants are exercised in full, the earnings per share on the basis of an estimated actual tax charge would increase slightly, assuming an interest saving at 15 per cent. per annum on the subscription monies received.

6. EFFECTS OF DIFFERING STRIKING PRICES

The table below sets out the effect of a range of striking prices for the new ordinary shares on the amount of new term loans and on the earnings per share, after both an actual tax charge and a notional full tax charge. Earnings per share have been determined after allowing for the conversion of the convertible preference shares, but not for the warrants to subscribe for ordinary shares (see note (iv) of paragraph 5 above).

Striking price of new ordinary shares (in multiples of 5p for illustration only)	85p (minimum striking price) £m	90p £m	95p £m	100p (maximum striking price) £m
Proceeds from sale of 95 million new ordinary shares	80.8	85.5	90.2	95.0
New term loans required to finance balance of £101.2 million consideration and £3.7 million estimated expenses of the acquisition and Offer for Sale (see paragraph 4 of Appendix V)	24.1	19.4	14.7	9.9
	104.9	104.9	104.9	104.9
Pro forma profit before taxation and interest on new term loans (as referred to in paragraph 5 above)	20.9	20.9	20.9	20.9
Less: Interest on new term loans (see note (ii) of paragraph 5 above)	(3.6)	(3.9)	(2.2)	(1.5)
Pro forma profit before taxation	17.3	18.0	18.7	19.4
Less: Actual tax charge	(2.0)	(2.0)	(2.0)	(2.0)
Pro forma profit after taxation of the new Argyll group	15.3	16.0	16.7	17.4
Pro forma earnings per share:				
After actual tax charge	11.0p	11.5p	12.0p	12.5p
After notional full tax charge of 52%	6.0p	6.2p	6.5p	6.7p

7. LETTER RELATING TO THE PRO FORMA FINANCIAL INFORMATION

The directors of Argyll have received the following letter from Arthur Andersen & Co. relating to the pro forma financial information on the new Argyll group:

The Directors,
Argyll Foods PLC,

Bank House,
9 Charlotte Street,
Manchester M1 4EU.

The Directors,
Samuel Montagu & Co. Limited.

4th June, 1982

Gentlemen,

The pro forma financial information on the combined new Argyll group set out in paragraphs 3 to 6 of Appendix III of the Offer for Sale by tender by Samuel Montagu & Co. Limited of 95,000,000 ordinary shares of 10p each of Argyll Foods PLC, dated 4th June, 1982, ("the Prospectus") has been derived from the relevant financial information on the former Argyll group, which has been reported on by ourselves, and on the Allied group, which has been reported on by Price Waterhouse, as contained in Appendices I and II respectively of the Prospectus, after making the adjustments described in paragraphs 3 to 6 of Appendix III.

We have reviewed the adjustments made in preparing the combined financial information set out in those paragraphs and, in our opinion, such adjustments have been properly applied so as to reflect the effect of combining the two entities.

Yours faithfully,
ARTHUR ANDERSEN & CO.,
Chartered Accountants.

APPENDIX IV

ALLIED GROUP PROPERTY INFORMATION AND VALUATION

(a) Summary

The net book value of the Allied group's properties, stated at cost or 1972 valuation, less depreciation, at 3rd April, 1982 is summarised as follows:

	Notes	£'000
Freehold and long leasehold properties, subject to valuation at 3rd April, 1982	(i)	16,925
Relevant improvements	(ii)	7,518
Freehold and long leasehold development properties	(iii)	12,990
Short leasehold properties (including relevant improvements)	(iv)	26,614
Properties warranted by or being purchased by Allied (Holdings)	(v)	3,925
Other properties		526
		68,498

The net book value of the Allied group's properties at 3rd April, 1982 is included in the consolidated balance sheet of the Allied group in paragraph 2 of Appendix II under the following headings:

	£'000
Fixed assets (see note (vii) of paragraph 4 of Appendix II)	62,161
Property assets held for sale	2,601
Current assets—property assets held for sale	3,736
	68,498

ARGYLL FOODS PLC

ARGYLL FOODS PLC *Continued*

Notes:

(i) The freehold and long leasehold properties subject to valuation at 3rd April, 1982 have been valued for the most part by Clive Lewis & Partners, Surveyors & Valuers, and the remainder have been valued by Mr. N. J. M. Spurrier, Allied's property director. Such properties, details of the valuation of which are set out in the letter below, comprise some 566 individual properties used in the main for shopping purposes, located throughout the United Kingdom and ranging in size from small single shop units to large modern purpose built stores with, in addition, a number of warehouse and residential properties. Most of the properties are occupied by the Allied group for trading purposes, but some which have ceased to be so occupied are held for sale.

(ii) Relevant improvements represent the net book value of those improvements to premises which were valued to a shell building, as referred to in the letter below.

(iii) Freehold and long leasehold properties with a book cost of £12,990,000 are being developed.

(iv) Leasehold properties with an unexpired term of less than fifty years which at 3rd April, 1982 had a net book value of £26,614,000 were, in accordance with the practice of the retail trade, not subject to valuation.

(v) Allied (Holdings) has contracted conditionally to purchase 17 properties from the Allied group for £3,634,665 (book value £3,185,960) and has further warranted to Argyll that certain non-retail development sites (with a book value of £739,000) will realise £800,000 prior to 31st July, 1984.

The accounts of the Allied group for the fifty three week period ended 3rd April, 1982 have not been adjusted to reflect the surplus of £15,899,000 arising on the freehold and long leasehold properties subject to the valuation set out in the letter below. The surplus is stated before account is taken of any contingent liability to tax on capital gains thereon.

(b) Letter concerning freehold and long leasehold properties of the Allied group

The directors of Argyll have received the following letter from Clive Lewis & Partners, Surveyors & Valuers, in connection with the valuation of certain freehold and long leasehold properties of the Allied group:

The Directors,
Argyll Foods PLC,

16 Stratton Street,
London W1X 5FD.

The Directors,
Samuel Montagu & Co. Limited.

4th June, 1982

Dear Sirs,

Valuation of certain freehold and long leasehold properties owned by the Allied group

In accordance with your instructions, we have considered the freehold and long leasehold properties listed on the schedules recently furnished by Allied Suppliers Limited ("Allied") (copies of which we have returned to you signed for identification) in order to advise you as to our opinion of their open market value in their existing state as at 3rd April, 1982.

The majority of the properties are occupied by Allied and/or its subsidiary companies (collectively described as the "Allied group") for trading purposes. In these cases we have valued on the basis of vacant possession. We have where instructed by Allied valued to a shell building, excluding relevant improvements by Allied (mainly properties built or acquired since 1972). Where however rent reviews take account of the benefit of tenants' improvements or where it has not been possible for Allied officials to segregate the amount expended on improvements, we have arrived at our opinion of value by including the benefit of such improvements existing at the date of our valuation. As regards 5 Presto supermarkets owned by an investment subsidiary of Allied and leased to another subsidiary, we have valued on the assumption that vacant possession would be available.

In cases of leased accommodation either forming part of a building partially occupied by the Allied group or held on the same lease document, the value attributed to the accommodation is included in the category of properties shown below as being wholly or partly occupied by the Allied group. There are also service residential tenancies occupied by current employees of the Allied group where it has been assumed that vacant possession would be available if the related commercial accommodation were vacated. However, self-contained residential units occupied by third parties have been valued as investments at current market value taking into account the terms of the relevant tenancies. There are in addition a number of commercial properties entirely sub-let to third parties which have been valued taking into account the tenancies upon which they are let.

We have not reinspected the properties but noted during the course of inspection in 1981, in connection with an earlier valuation, the general state of repair of each property and have taken this into account and have also assumed that, as and when necessary, repairs will be carried out. We have not deducted for vendors' sale fees or legal costs, but we have allowed for a purchaser's reasonable acquisition costs. We have not inspected title documents and have relied upon information supplied by Allied officials as to tenure and, where leasehold, as to the basic lease terms. We have also assumed that a reasonable time would be allowed for marketing the properties in order to secure the full potential market value. We have been advised by Allied that investigations were carried out in respect of the presence of high alumina cement and we have been supplied with information in respect of those cases where it is known to exist, and this information has been taken into account in arriving at our opinion of value. Otherwise we have assumed that the properties are not affected by deleterious materials, particularly by the presence of calcium chloride, blue asbestos, in situ wood wool shuttering and high alumina cement.

Taking into account the foregoing factors, we are of the opinion that the aggregate open market value of the properties referred to in the first paragraph of this letter in their existing state as at 3rd April, 1982 was in the sum of £26,923,000.

We have also considered the valuation review of some 137 properties which was prepared for Allied by its property director, Mr. N. J. M. Spurrier, which disclosed a value of £5,901,000. We have not inspected these properties but they are broadly similar to those we have valued and, on the information made available to us, we consider that the valuation has been prepared in accordance with standard valuation methods and with due care.

We set out below a table of the aggregate of our valuation and the internal valuation review (for which Allied is responsible) which aggregate is in the sum of £32,824,000. The apportionment of the book values as reflected in the accounts of the Allied group at 3rd April, 1982 and of the valuation sums relating thereto into bands of sales square footage has been prepared by officials of Allied.

	Number	*Valuation*			*Book value*
		Properties wholly or partly occupied by the Allied group	*Properties not occupied by the Allied group*	*Total*	
		£'000	£'000	£'000	£'000
Freehold—Sales area:					
Under 3,999 sq. ft.	199	8,003	—	8,003	3,325
4,000-7,999 sq. ft.	13	2,148	—	2,148	1,318
8,000-17,999 sq. ft.	10	4,814	—	4,814	2,995
18,000 sq. ft. and over	2	2,275	—	2,275	1,514
Offices and warehouses	8	867	—	867	668
Properties not occupied by the Allied group	74	—	1,805	1,805	1,050
Leasehold with more than 50 years unexpired—Sales area:					
Under 3,999 sq. ft.	138	3,238	—	3,238	1,614
4,000-7,999 sq. ft.	43	2,789	—	2,789	1,158
8,000-17,999 sq. ft.	28	4,048	—	4,048	1,357
18,000 sq. ft. and over	10	1,582	—	1,582	942
Offices and warehouses	8	622	—	622	568
Properties not occupied by the Allied group	33	—	633	633	416
	566	30,386	2,438	32,824	16,925
Valuation surplus				15,899	

Yours faithfully,
CLIVE LEWIS & PARTNERS

APPENDIX V

STATUTORY AND GENERAL INFORMATION

1. SHARE CAPITAL

(a) Summary

The table below sets out the issues of shares for cash and consideration other than cash by Argyll since 1st March, 1980. The table also sets out the fully diluted share capital of Argyll following, inter alia, the issue of the new ordinary shares.

	Number of ordinary shares of 10p each (except as otherwise stated)	*Number of convertible preference shares of £1 each*
In issue on 1st March, 1980 (ordinary shares of 5p each)	19,800,000	—
Issued for the acquisition of Morgan Edwards Limited, with effect from 28th March, 1980, credited as fully paid (plus premium of 52p per ordinary share of 5p each) (ordinary shares of 5p each) of which 38,969 ordinary shares and 7,793 convertible preference shares were issued after 4th June, 1980	5,348,577	1,069,715
Issued for cash by way of rights on 10th October, 1980 at 54p per share in part to finance the cost of the acquisiton of Freezer Fare stores (ordinary shares of 5p each)	4,449,943	
Issued by way of capitalisation of reserves on 5th December, 1980 credited as fully paid (ordinary shares of 5p each), whereupon every 2 ordinary shares of 5p each were consolidated into one ordinary share of 10p	29,598,520 (29,598,520)	
Issued for cash by way of rights on 6th February, 1981 at 65p per share to finance part of the cost of the acquisition of Oriel	12,459,842	
Effect of exercise of conversion rights in respect of 31,952 convertible preference shares on 31st October, 1981; ordinary shares credited as fully paid plus premium of 59p per ordinary share and convertible preference shares redeemed	46,330	(31,952)
In issue on 27th March, 1982	42,104,692	1,037,763
To be issued for the acquisition of Allied credited as fully paid	95,000,000	
In issue subsequent to the acquisition of Allied	137,104,692	
Reserved for exercise of warrants (see paragraph 1(b) below)	10,902,362	
Reserved for conversion of convertible preference shares (see paragraph 1(c) below)	1,504,756	
Reserved for exercise of options in issue under the Executive Share Option Scheme (see paragraph 1(d) below)	1,140,000	
Fully diluted ordinary share capital	150,651,810	
Authorised share capital, following the acquisition of Allied	170,000,000	4,468,048

In addition, there are 319,520 unclassified shares of 10p each which are authorised but unissued arising from the conversion of 31,952 convertible preference shares referred to above.

(i) Save as indicated above in the case of Argyll and in the circular dated 12th May, 1982 (which is available for inspection) in the case of subsidiaries and apart from share issues by companies whilst wholly owned subsidiaries of Argyll or Allied, no capital of any company in the former Argyll group or the Allied group has been issued within the last two years or is proposed to be issued fully or partly paid up for cash or otherwise.

(ii) Save as disclosed above and in relation to an option on Allied's holding of 51 per cent. of the issued share capital of Deltadean Limited (which option is not material in the context of the new Argyll group), there is no share capital of Argyll or any of its subsidiaries which is under option or agreed conditionally or unconditionally to be put under option at the date hereof.

(iii) Save as disclosed in paragraphs 6(ii), (viii), (xi) and (xv) below, no commissions, discounts, brokerages or other special terms have been paid during the preceding two years or are payable in connection with the issue or sale of any share capital of any company in the new Argyll group.

(iv) No issue of Argyll shares, which is material to the total issued share capital of Argyll (other than to shareholders pro rata to existing holdings) will be made within one year from the date of this document, without the prior approval of Argyll in general meeting. No issue of shares, which would alter the control of Argyll, will be made without such prior approval.

At the close of business on 7th May, 1982, the last dealing day prior to the suspension, the middle market quotation of the ordinary shares, as indicated by The Stock Exchange Daily Official List, was 104p, cum the second interim dividend of 2.25p per share and the entitlement to the warrants referred to in paragraph (b) below.

(b) Warrants

The issue of warrants was approved by the Argyll shareholders at the general meeting on 4th June, 1982. The warrants are to be issued free of consideration as a scrip issue to the existing Argyll shareholders on the register at the close of business on 1st June, 1982 on the basis of one warrant for every four ordinary shares then held and 145 warrants for every 400 convertible preference shares then held. The full details of the rights attaching to the warrants are set out in the circular to Argyll shareholders dated 12th May, 1982 (which is available for inspection) and are summarised as follows:

(i) Each warrant entitles the holder to subscribe for one ordinary share during the month of October in each of the years 1986 to 1988 or, if later, 28 days following the date of despatch of the audited accounts of Argyll for its financial period ended on or about 31st March of the same year, at a price of 120 pence per ordinary share.

(ii) If, while any of the subscription rights remain capable of being exercised, Argyll is placed in liquidation, each holder of warrants has the right to be treated as if his subscription rights had been exercisable and exercised on the day immediately before Argyll is put into liquidation.

(iii) On any capitalisation issue or sub-division or consolidation of the share capital of Argyll, the number and/or nominal value of ordinary shares to be subscribed for and the subscription price will be adjusted accordingly.

(iv) If Argyll makes an offer or invitation to the holders of ordinary shares (whether by rights issue or otherwise) on or before the final subscription date of the warrants, a like offer or invitation shall be made to each warrant-holder as if his subscription rights had been exercised.

(v) If at any time prior to 1st October, 1986, a take-over offer is made for Argyll and the consideration for the ordinary shares of Argyll consists solely of the issue of ordinary shares of the offeror, and the offeror makes available an offer of warrants to subscribe for ordinary shares of the offeror in exchange for the warrants, which the financial advisers to Argyll consider in their opinion is fair and reasonable, then, subject to certain other circumstances, all the warrants shall lapse in exchange for the issue of warrants to subscribe for ordinary shares of the offeror.

(vi) In other circumstances, if a take-over offer is made for Argyll whilst the subscription rights remain capable of being exercised and such offer becomes unconditional, each holder of warrants shall be entitled to exercise his subscription rights.

(vii) If the subscription rights under the warrants shall have been exercised in respect of 75 per cent. or more of the ordinary shares to which such rights relate, then the outstanding warrants may be compulsorily converted by Argyll, providing the new ordinary shares subscribed for can be sold at a premium to the subscription price and expenses, and the net proceeds of the premium shall be distributed to the persons entitled thereto.

(c) Convertible preference shares

The convertible preference shares were issued in connection with the acquisition of Morgan Edwards Limited, with effect from 28th March, 1980. Full details of the rights attaching to the convertible preference shares are set out in the circular to Argyll shareholders dated 4th March, 1980 (which is available for inspection) and are summarised as follows:

(i) The convertible preference shares are convertible in each of the years 1982 to 1990 inclusive at the rate of 145 ordinary shares for every 100 convertible preference shares. Subject to certain exceptions, the holders of the convertible preference shares may only exercise their rights of conversion in the month of October in each of those years.

(ii) The convertible preference shares confer the right to a fixed cumulative preferential dividend at the rate of 8 per cent. per annum, payable half-yearly on 30th June and 31st December, in arrears.

(iii) If, while any of the convertible preference shares remain capable of conversion, a take-over offer is made to ordinary shareholders of Argyll and more than 50 per cent. of the votes which may ordinarily be cast on a poll at a general meeting of Argyll has or will become vested in the offeror, each holder of convertible preference shares shall be entitled within the period of 42 days after notice by Argyll to that effect to convert some or all of his convertible preference shares into fully paid Argyll ordinary shares.

(iv) If, while any of the convertible preference shares remain capable of conversion, Argyll is placed in liquidation, each holder of convertible preference shares has the right to be treated as if his conversion rights had been exercisable and had been exercised on the day immediately before Argyll is put into liquidation and to be paid a sum in the liquidation equal to that to which he would have become entitled if he had been the holder of the ordinary shares by virtue of such conversion together with any arrears and accruals of the fixed preferential dividend on the convertible preference shares down to such date of liquidation whether or not such dividend has been declared or earned. Save as aforesaid, on a winding-up or other repayment of capital, the assets available for distribution will be applied in repaying to the holders of the convertible preference shares the amounts paid up on such shares together with a sum equal to any arrears and accruals of the fixed dividend calculated down to the date of the return of capital and payable whether or not such dividend has been declared or earned. The convertible preference shares shall rank for dividends and, on a return of capital on liquidation or otherwise, in priority to any other shares for the time being in issue.

(v) The holders of convertible preference shares are entitled to receive notice of and to attend at any general meeting of Argyll. However, the holders of convertible preference shares are not entitled to vote at any such general meeting unless either (a) at the date of the notice convening the meeting the dividend on the convertible preference shares is six months in arrears and for this purpose such dividend shall be deemed to be payable on 30th June and 31st December in each year; or (b) the business of the meeting includes the consideration of a resolution for winding up Argyll or for a reduction in the capital of Argyll or any resolution directly and adversely modifying or abrogating any of the special rights or privileges attached to the convertible preference shares in which case they will only be entitled to vote at the meeting on any such resolutions. When entitled to vote as aforesaid, every holder of convertible preference shares shall upon a show of hands have one vote and upon a poll have such number of votes equivalent to the par value of each convertible preference share divided by the par value of each ordinary share in issue at the time in respect of each convertible preference share held by him.

(vi) No further shares ranking in priority to the convertible preference shares may be created or issued, but Argyll is entitled to issue further preference shares, whether convertible or otherwise, ranking as regards participation in profits or assets pari passu with the convertible preference shares, so long as the total nominal value of such preference capital immediately following the issue shall not exceed the nominal value of Argyll's issued ordinary share capital at that time.

(vii) Unless previously converted or redeemed, the convertible preference shares will be redeemed at par on 31st December, 1995.

(d) Executive share option scheme

On 27th October, 1980, following the approval of Argyll shareholders in general meeting, Argyll introduced a share option scheme for senior management. The rules of the scheme, which is known as "The Argyll Executive Share Option Scheme" ("the Scheme"), are set out in the circular to shareholders dated 10th October, 1980 (which is available for inspection) and are summarised as follows:

(i) Offers of participation may be made to such senior executives including executive directors as the board shall select.

(ii) The maximum number of ordinary shares in respect of which options may be granted under the Scheme is 2,058,000 being approximately 5 per cent. of the issued ordinary share capital (before allowing for the issue of shares in connection with the acquisition of Allied in June, 1982). This figure (but not the percentage) is subject to adjustment in the case of capitalisation or rights issues in such manner as the auditors shall certify to be in their opinion fair and reasonable. It is the intention of the directors of Argyll to seek the sanction of shareholders to increase this maximum figure in due course, such that the percentage will not exceed 5 per cent. of the enlarged issued ordinary share capital, following the acquisition of Allied.

(iii) The price ("subscription price") at which option holders may acquire shares on the exercise of options will be the greater of (a) the middle market quotation of Argyll's ordinary shares as indicated by the Daily Official List of The Stock Exchange for the last dealing day preceding the date of grant and (b) the nominal value. On the grant of an option, option holders will pay £1 and they will make their own arrangements to finance the subscription on the exercise of their options.

(iv) The value of shares (calculated by reference to the subscription price) in respect of which options may be granted to any one participant must not exceed a maximum of four times his annual emoluments at the date of grant of such option.

(v) Options will normally be granted within two months after announcement of the audited consolidated results of Argyll. No option may be granted after 26th October, 1990.

(vi) Options, which may not be transferred or assigned, will not normally be exercisable before the expiry of three years from the date of grant. Options will lapse at the expiry of seven years from the date of grant.

(vii) The shares allotted on exercise of an option will rank pari passu in all respects with the ordinary shares then in issue except that they will not rank for any dividend or distribution of Argyll announced prior to the date of exercise.

(viii) The basic structure of the Scheme cannot be altered to the advantage of participants without shareholders' prior approval.

Under current legislation, gains made by option holders on the exercise of options will be liable to an assessment to tax as earned income under Schedule E.

Options in respect of a total of 395,000 ordinary shares were granted at a price of 79p per share on 15th December, 1980 to two directors, Mr. D. F. Burditt and Mr. R. E. Semark, and five senior executives. Further options in respect of a total of 805,000 ordinary shares were granted at a price of 97p per share on 16th November, 1981 to one director, Mr. C. S. Lawrie, and 34 senior executives.

Options in respect of 60,000 ordinary shares have since lapsed owing to the departure from employment with Argyll of two senior executives.

A certificate of exemption under Section 39 of the Companies Act, 1948 has been given by the Council of The Stock Exchange in relation to the disclosure of the names and addresses of the holders of the options other than those named above.

2. BORROWINGS

As at the close of business on 22nd May, 1982, the former Argyll group and the Allied group had outstanding borrowings and cash balances as set out below. The table also includes the term loans to be drawn subsequent to that date to finance the acquisition of Allied and takes account of the dividend of £27.0 million paid by Allied to Allied (Holdings) on 10th May, 1982. The table ignores the cash receivable, estimated at £3.6 million, from the proposed sale of certain properties of Allied, as referred to in Appendix IV.

Borrowings:	£m
Former Argyll group:	
Bank overdrafts (secured)	0.1
Term loans (secured)	6.0
Deferred purchase consideration	0.4
	6.5
Allied group:	
Term loans	9.6
Loan stocks (of which £15.5 million is secured)	20.8
Lease loan capital	8.3
	38.7
Combined new Argyll group:	
Borrowings at 22nd May, 1982, as above	45.2
Maximum new term loans to be drawn to finance the cash element of the consideration for the acquisition of Allied and expenses	24.1
Estimated interest payable on consideration for Allied	2.5
Maximum combined borrowings of the new Argyll group	71.8
Bank balances and cash:	
Former Argyll group	0.9
Allied group (£5.6 million subject to loan stock restrictions of which £4.5 million is pending substitution of acceptable security by the new Argyll group)	24.7
Combined bank balances and cash of the new Argyll group	25.6

Save as disclosed above, and apart from intra-group indebtedness and guarantees, no company in the former Argyll group or in the Allied group had outstanding as at 22nd May, 1982, any mortgages, charges, debentures, term loans, loan capital or any loan capital created but unissued, or other borrowings or indebtedness in the nature of borrowings, including bank overdrafts, liabilities under acceptances or acceptance credits, hire purchase commitments or any guarantees or other material contingent liabilities.

3. WRITTEN CONSENTS

Arthur Andersen & Co., Price Waterhouse, Mr. N. J. M. Spurrier and Clive Lewis & Partners have given and have not withdrawn their written consents to the issue of this document with references to their names and to the inclusion of their relevant reports and letters in the form and context in which they respectively appear.

4. EXPENSES

The expenses payable by Argyll relating to the acquisition of Allied and to the Offer for Sale, including capital duty (at the minimum striking price) and underwriting commission, are estimated to amount to approximately £3.7 million (exclusive of value added tax), of which approximately £3.2 million is considered as relating to the Offer for Sale.

5. DISCLOSURE OF INTERESTS

(a) The interests of the directors, including family interests, (all beneficial unless otherwise stated) in the shares of Argyll, as they appear in the register maintained under Section 29 of the Companies Act, 1967, as amended, are set out below:

	Ordinary shares	*Convertible preference shares*	*Options to acquire ordinary shares*
*J. G. Gulliver	—	—	—
†D. F. Burditt	—	—	100,000
C. M. Edwards	400,000	—	—
E. K. Edwards:			
beneficial	578,835	89,556	—
non-beneficial	14,669	11,341	—
*M. A. Grant	—	—	—
C. S. Lawrie	—	—	100,000
H. M. Plowden Roberts	—	—	—
*R. E. Semark	—	—	100,000
*D. G. C. Webster	—	—	—

*Mr. J. G. Gulliver, Mr. M. A. Grant, Mr. D. G. C. Webster and Mr. R. E. Semark are directors and shareholders of JGA, whose wholly owned subsidiary James Gulliver Associates Investments Limited ("JGAI") holds a 51.9 per cent. interest in Gulliver Foods.

† Mr. D. F. Burditt is a director of Gulliver Foods.

The interests of those directors of Argyll, who are also directors of JGA, and their families in JGA are as follows:

	Per cent. of issued ordinary capital
J. G. Gulliver	56.3
M. A. Grant	13.5
D. G. C. Webster	10.6
R. E. Semark	3.8

The table below sets out the aggregate shareholdings of Gulliver Foods and its associates, JGAI and Avonmiles Limited ("Avonmiles"), a wholly owned subsidiary of Gulliver Foods, in the present share capital of Argyll:

Ordinary shares	*Convertible preference shares*
8,859,615 (21.0%)*	353,850 (34.1%)

*Reducing to 6.5%, following the issue of shares in connection with the acquisition of Allied, before allowing for any new ordinary shares that may be acquired by Gulliver Foods under the Offer for Sale.

The above excludes details of interests in warrants which will be issued to the Argyll shareholders, following completion of the acquisition of Allied.

Gulliver Foods participated in the sub-underwriting of the new ordinary shares to the extent of 1,100,000 ordinary shares, as referred to in paragraph 6(xv) below.

(b) Gulliver Foods has been appointed consultant to Argyll under an agreement expiring on 4th February, 1984. In the fifty two week period ended 27th March, 1982, Gulliver Foods received fees under this agreement amounting to £200,000. These fees are subject to annual review.

(c) An office in London was acquired by Gulliver Foods and is occupied by Argyll. It is proposed that it should be acquired by Argyll for a consideration, to be determined by an independent valuation, which will not exceed £50,000 or, in any event, its original total cost to Gulliver Foods.

Gulliver Foods agreed to acquire 8,832,499 ordinary shares of 25p each in Linfood Holdings Limited on 9th September, 1981. These shares were acquired by Argyll on 22nd September, 1981, being the settlement date for the purchase, subject to the approval of Argyll shareholders in general meeting. Gulliver Foods agreed to acquire the shares in the event that the shareholders did not approve the purchase.

Save as disclosed in this paragraph (c), no director of Argyll has any interest, direct or indirect, in any asset which, since 28th March, 1981, being the date of the last published accounts to be laid before shareholders in general meeting, has been or is proposed to be acquired, disposed of by or leased to Argyll or any of its subsidiaries.

(d) Save as disclosed in paragraph (b) above, no director has a material interest in any contract or arrangements with Argyll or any of its subsidiaries subsisting at the date hereof, which is significant in relation to the new Argyll group's business.

(e) Argyll has received notification that Mr. W. N. Cassel, a former director of Argyll, holds 2,167,538 ordinary shares, representing 5.1 per cent. of the issued ordinary share capital, before allowing for issue of the new ordinary shares.

Save for this interest, and the interests of Gulliver Foods and its associates referred to above, Argyll has not been notified of any other person holding a substantial part (that is, 5 per cent. or more) of the ordinary share capital of Argyll.

(f) The emoluments of the directors of Argyll in respect of the fifty two week period ended 27th March, 1982 amounted to £140,000, excluding the fees paid to Gulliver Foods, as described in paragraph (b) above. The emoluments of the directors of Argyll will not be affected by the acquisition of Allied.

(g) Mr. C. M. Edwards has a consultancy agreement with Argyll for a five year period expiring in April, 1985. Mr. C. S. Lawrie has a service agreement expiring on 31st March, 1983 with a subsidiary of Argyll. Mr. H. M. Plowden Roberts is a director of Allied (Holdings) and has a service agreement with Allied (Holdings). This agreement is terminable at 12 months' notice. It is the intention that Mr. H. M. Plowden Roberts will become a full time executive of the new Argyll group. Save as disclosed herein, no director of Argyll has a service agreement with Argyll or any of its subsidiaries which cannot be terminated without payment of compensation within a period of twelve months.

6. MATERIAL CONTRACTS

The following contracts (not being in the ordinary course of business) have been entered into within the last two years by the members of the new Argyll group and are or may be material:

(i) The agreements dated 6th October, 1980 between Argyll, Gulliver Foods, Avonmiles and JGAI whereby Gulliver Foods, Avonmiles and JGAI undertook to take up in full their entitlement to 936,637 ordinary shares in respect of the October, 1980 rights issue of 4,449,943 ordinary shares at a price of 54p per share.

(ii) The agreement dated 7th October, 1980 between Argyll and Samuel Montagu whereby Samuel Montagu agreed to underwrite the balance of the October, 1980 rights issue not agreed to be taken up by Gulliver Foods, Avonmiles and JGAI, for an underwriting fee amounting to 2 per cent. of the amount underwritten, out of which a fee was paid to Panmure Gordon & Co. and a fee of 1¼ per cent. to sub-underwriters.

(iii) The agreement dated 1st December, 1980 between Allied and Allied (Holdings) whereby Allied purchased all the issued share capital of Moores-Wrights, a holding company, from Allied (Holdings). The consideration of £13,647,100 was satisfied by the issue of 3,960,272 ordinary shares of Allied.

(iv) The agreement dated 1st December, 1980 between Allied and Argyle Securities (Holdings) Limited whereby Allied purchased all the issued share capital of Argyle Securities, an investment company, from Argyle Securities (Holdings) Limited, a fellow wholly owned subsidiary of Allied (Holdings). The consideration of £23.22 million was satisfied by the issue of 6,739,118 ordinary shares of Allied.

(v) The agreement dated 21st December, 1980 between Oriel and RCA International Finance Limited ("RCAIF") whereby Oriel acquired Argyll Foods (Properties) Limited, formerly Morris & David Jones Limited, from RCAIF for a consideration of £5.25 million in cash.

(vi) The agreement dated 22nd December, 1980 between Argyll and RCAIF whereby Argyll agreed to acquire Oriel from RCAIF for £19.5 million in cash.

(vii) The agreement dated 22nd December, 1980 between Argyll, Gulliver Foods, Avonmiles and JGAI whereby Gulliver Foods, Avonmiles and JGAI undertook to take up in full their aggregate entitlement to 2,622,558 ordinary shares in respect of the February, 1981 rights issue of 12,459,842 ordinary shares at a price of 65p per share.

(viii) The agreement dated 22nd December, 1980 between Samuel Montagu and Argyll whereby Samuel Montagu, in association with Noble Grossart Limited, agreed to underwrite the balance of the February, 1981 rights issue not agreed to be taken up by Gulliver Foods, Avonmiles and JGAI for an underwriting fee, amounting to 2¾ per cent. of the amount underwritten, out of which Samuel Montagu paid a fee to Panmure Gordon & Co., and a fee of 2 per cent. to sub-underwriters.

(ix) The agreement dated 22nd December, 1980 between Samuel Montagu, Midland Bank plc and Argyll whereby Samuel Montagu and Midland Bank plc agreed to make available to Argyll a secured loan facility of £12 million. The facility is at a rate of interest, based on 1⅛ per cent. per annum over London Interbank Offered Rate and was originally repayable as to £4 million in February, 1983 and £2 million per annum from March, 1985. Note: Subsequently, £6 million of this loan was repaid on 27th March, 1981 and repayments of £2 million per annum are due from March, 1986.

(x) The offer by Argyll of 19th October, 1981 for the whole of the issued share capital of Linfood Holdings Limited; this offer subsequently lapsed following a reference to the Monopolies and Mergers Commission.

(xi) The agreement dated 9th October, 1981 between Argyll and Samuel Montagu and N. M. Rothschild & Sons Limited whereby Samuel Montagu and N. M. Rothschild & Sons Limited agreed to subscribe or procure subscribers for the 34,955,950 ordinary shares and 27,011,416 8¼ per cent. convertible preference shares of £1 each which would have been allotted to shareholders of Linfood Holdings Limited who elected to receive the alternative cash consideration under the offer referred to in (x) above. Total underwriting commissions of £747,000 were paid by Argyll, out of which fees were paid to Panmure Gordon & Co. and to sub-underwriters.

(xii) The Stock Exchange contracts relating to the purchase by Argyll of 13,272,987 ordinary shares of Linfood Holdings Limited over a period of time commencing on 9th September, 1981 and their subsequent sale on 12th November, 1981.

(xiii) The agreement dated 11th May, 1982 between Allied (Holdings) and Argyll whereby Argyll has agreed to acquire Allied from Allied (Holdings) for a consideration of approximately £101 million, together with interest thereon at approximately 14 per cent. per annum from 16th April, 1982, to be satisfied by the issue of the new ordinary shares of Argyll and the payment of cash as described in this document. This agreement contains normal warranties and indemnities by Allied (Holdings) with a provision that, until the aggregate claims thereunder total £1.25 million, no such claims will be made; the agreement also contains separate indemnities from Allied (Holdings) in relation to certain items of taxation.

(xiv) The agreement dated 10th May, 1982 between Samuel Montagu and Midland Bank plc and Argyll whereby Samuel Montagu and Midland Bank plc agreed to make available to Argyll secured loan facilities of up to £26 million. Of these facilities, £9 million is at a rate of interest based on 1¼ per cent. per annum over London Interbank Offered Rate and is repayable in six semi-annual instalments of £1.5 million commencing in December, 1983. The balance of £17 million of these facilities is at a rate of interest based on 1½ per cent. per annum over London Interbank Offered Rate and is repayable as to £3 million in two semi-annual instalments of £1.5 million commencing in December, 1986, as to £8 million in four semi-annual instalments of £2 million commencing in December, 1987 and as to £6 million in two semi-annual instalments of £3 million commencing in December, 1989. This agreement contains certain undertakings by Argyll in relation to the new Argyll group which will apply until repayment of the relevant loan. These undertakings include: (a) the maintenance of certain financial ratios relating to the levels of borrowings and net tangible assets of Argyll and its subsidiaries; (b) a restriction on the Allied group acquiring or disposing of any assets other than in arms length transactions in the open market; and (c) a restriction on the new Argyll group creating any further secured borrowing. Save with the consent of Samuel Montagu and Midland Bank plc, the loans will become immediately due and payable upon the occurrence of certain specified events including certain breaches of the agreement.

(xv) The agreement dated 11th May, 1982 between Samuel Montagu, Argyll and Allied (Holdings), whose registered office is at Cavenham House, By-Pass Road, Colnbrook, Slough, Berks, whereby Samuel Montagu undertook, subject, inter alia, to listing being granted for the new ordinary shares and also to the Offer for Sale proceeding, to purchase all the new ordinary shares of Argyll from Allied (Holdings) at the striking price for an underwriting fee payable by Argyll based on 2 per cent. of the amount underwritten (at the minimum striking price), out of which a fee of ¼ per cent. will be paid to Panmure Gordon & Co. and a fee of 1¼ per cent. to sub-underwriters. The amount of the underwriting fee, including the amount payable to sub-underwriters, increases at a rate of ⅛ per cent. per week or part thereof, to the extent that the underwriting period extends beyond 9th June, 1982. Gulliver Foods participated in the sub-underwriting to the extent of 1,100,000 ordinary shares.

(xvi) The agreement dated 10th May, 1982 between Midland Bank plc and Argyll whereby Midland Bank plc agreed to offer to Allied and certain of its subsidiaries a Revolving Loan and/or Acceptance Credit Facility of £15 million in order to refinance a loan of £10 million from Citibank NA, which loan may fall due for repayment on change of ownership of Allied, and to provide additional working capital. The loan is on similar interest terms to the Citibank facility and is repayable over a period of not less than 4½ years. In addition, this agreement contains certain undertakings in relation to the Allied group which will apply until repayment of the loan. These undertakings include (a) the maintenance of certain financial ratios relating to the levels of borrowing and net tangible assets of Allied and its subsidiaries; (b) a restriction on the Allied group acquiring or disposing of any assets other than in arms length transactions in the open market and (c) a restriction on the Allied group creating any further secured borrowings. Save with the consent of Midland Bank plc, the loan will become immediately due and payable upon the occurrence of certain specified events including certain breaches of the agreement.

7. ARTICLES OF ASSOCIATION

The Articles of Association of Argyll contain, inter alia, provisions to the following effect:

(a) Subject to any special rights, restrictions or prohibitions as regards voting for the time being attached to any class of shares in the capital of Argyll, every member personally present or, if a corporation, present by a duly authorised representative, shall on a show of hands have one vote only and on a poll every member shall have one vote for every share held by him.

(b) The directors may exercise all the powers of Argyll to borrow money but shall restrict the borrowings of Argyll and exercise all rights exercisable by Argyll in relation to its subsidiaries so as to ensure that the aggregate principal amount outstanding of all monies borrowed by Argyll and its subsidiaries ("Argyll group"), excluding intra-group borrowings, shall not exceed, save with the previous sanction of an ordinary resolution of Argyll, an amount equal to two times the aggregate of the paid up share capital of Argyll and the total of the capital and revenue reserves of the Argyll group (as more particularly defined in the Articles of Association) after, inter alia, excluding any amount as having arisen in respect of intangible assets of the Argyll group as shown in a consolidation of the latest audited balance sheets of the members of the Argyll group, adjusted as may be necessary to take into account any company which has become a subsidiary of Argyll and any variation in the paid up share capital or in the share premium account of Argyll since the date of the latest audited balance sheet.

(c) The remuneration of all the directors shall be at the rate of £3,000 per annum or such sum as shall be determined from time to time by Argyll in general meeting which the directors shall divide among themselves as they think fit. Directors may also be paid all travelling, hotel and other expenses properly incurred by them in connection with the business of Argyll. Special remuneration may be granted by the directors to any member of the board who renders any special or extra services to Argyll, or who goes or resides abroad in connection with the conduct of any of the affairs of Argyll.

(d) A director may not vote in respect of any contract or arrangement or any other proposal whatsoever in which he has any material interest otherwise than by virtue of his interest in shares or debentures or other securities or otherwise in or through Argyll and a director shall not be counted in a quorum at a meeting in relation to any resolution on which he is debarred from voting. However, a director shall be entitled to vote and be counted in a quorum in respect of:

(i) the giving of any security or indemnity to him in respect of money lent or obligations incurred by him at the request of or for the benefit of Argyll or any of its subsidiaries;

(ii) the giving of any security or indemnity to a third party in respect of a debt or obligation of Argyll or any of its subsidiaries for which he himself has assumed responsibility in whole or in part under a guarantee or indemnity or by giving of security;

(iii) any proposal concerning an offer of shares, debentures or securities of or by Argyll or any of its subsidiaries in which he is or is to be interested as a participant in the underwriting or sub-underwriting;

(iv) any proposal concerning any other company in which he is interested directly or indirectly whether as an officer, member or otherwise provided that he is not the holder of or beneficially interested in 1 per cent. or more of any class of the equity share capital of such company;

(v) any proposal concerning the adoption or modification or operation of a superannuation fund or retirement benefits scheme under which he may benefit and which has been approved by or is subject to and conditional upon the Inland Revenue for taxation purposes.

(e) A director may be or may become a director or other officer of or otherwise interested in any company promoted by Argyll or in which Argyll may be interested as shareholder or otherwise and no such director shall be accountable to Argyll for any remuneration or benefits received by him as a director or officer of, or from his interest in, such other company unless Argyll otherwise directs.

(f) The directors may appoint one or more of their number to the office of managing director on such terms as they think fit. A director so appointed shall not, whilst holding that office, be subject to retirement by rotation.

(g) The directors may on behalf of Argyll pay a gratuity or pension or allowance on retirement to any director who has held any salaried office or place of profit with Argyll or to his widow or dependants and may make contributions to any fund and pay premiums for the purchase or provision of any such gratuity, pension or allowance.

(h) The statutory provisions concerning an age limit for directors do not apply.

(i) There is no current requirement for directors to hold qualification shares.

8. LITIGATION

So far as the directors of Argyll are aware, neither Argyll nor any of its subsidiaries is engaged in any material litigation nor are there any claims of material importance pending or threatened against any company in the new Argyll group.

9. WORKING CAPITAL

The directors of Argyll are of the opinion that, having regard to bank overdraft and other facilities available, the new Argyll group has sufficient working capital for its present requirements.

10. MATERIAL CHANGES

Save as disclosed herein relating to the proposed acquisition of Allied, there has been no material change in the financial or trading position of the new Argyll group other than in the ordinary course of business since 27th March, 1982, the date to which the last audited accounts of Argyll were made up.

11. DOCUMENTS LODGED WITH REGISTRAR OF COMPANIES

The documents attached to the copies of this Offer for Sale delivered to the Registrar of Companies for registration comprise the written consents referred to in paragraph 3 of Appendix V, the forms of application, the statements of Arthur Andersen & Co. and Price Waterhouse setting out the adjustments made in arriving at the figures contained in their respective reports and the reasons therefor, copies of the material contracts summarised in paragraph 6 of Appendix V, and a copy of the circulars to (i) the shareholders of Argyll and (ii) the employees and management of the new Argyll group, both dated 4th June, 1982 to accompany this Offer for Sale.

12. DOCUMENTS FOR INSPECTION

Copies of the following documents are available for inspection during normal business hours on any weekday (Saturdays excepted) up to 1st July, 1982, at the offices of Ashurst, Morris, Crisp & Co., Broadgate House, 7 Eldon Street, London EC2M 7HD:

(i) The Memorandum and Articles of Association of Argyll.

(ii) The audited accounts of the following companies:
Argyll and its subsidiaries for the fifteen month period ended 28th March, 1981 and the 52 week period ended 27th March, 1982;
Allied and its subsidiaries for the 52 week period ended 28th March, 1981 and the 53 week period ended 3rd April, 1982.

(iii) The report by Arthur Andersen & Co. on the former Argyll group as set out in Appendix I, together with their statement of adjustment and the letter from Arthur Andersen & Co. set out in Appendix III.

(iv) The report by Price Waterhouse on the Allied group as set out in Appendix II, together with their statement of adjustments.

(v) The report by Clive Lewis & Partners on the valuation of the freehold and long leasehold properties of the Allied group, as set out in Appendix IV.

(vi) The agreements relating to the services of Gulliver Foods, Mr. C. M. Edwards, Mr. C. S. Lawrie and Mr. H. M. Plowden Roberts referred to in paragraph 5 of Appendix V.

(vii) The material contracts, summarised in paragraph 6 of Appendix V.

(viii) The circular to the shareholders of Argyll dated 12th May, 1982, relating to the acquisition by Argyll of Allied.

(ix) The circulars to the shareholders of Argyll dated 4th March, 1980, 10th October, 1980, 21st January, 1981, 29th September, 1981 and 19th October, 1981.

(x) The written consents, referred to in paragraph 3 of Appendix V.

4th June, 1982

PROCEDURE FOR APPLICATION

1. Applications must be for a minimum of 200 shares and thereafter for the following multiples of shares:

	In multiples of:
Applications for not more than 1,000 shares	200 shares
Applications for over 1,000 shares and not more than 10,000 shares	500 shares
Applications for over 10,000 shares and not more than 25,000 shares	1,000 shares
Applications for over 25,000 shares and not more than 100,000 shares	5,000 shares
Applications for over 100,000 shares	10,000 shares

Preferential applications, on a pink preferential application form, may be made by holders of existing ordinary and convertible preference shares of Argyll for ordinary shares up to the maximum number for which each shareholder has been separately notified that he may apply without regard to the multiples set out above. Completion of a preferential application form shall not preclude existing shareholders from making further application for additional shares, in the multiples set out above. Preferential applications, on a green preferential application form, may also be made by the employees of the existing Argyll group and of the Allied group for a maximum of 1,000,000 new ordinary shares. Such preferential subscription invitations are not transferable or assignable.

2. Applications must be made on the accompanying Application Form at a minimum tender price of 85p per share or at any higher price (in units of 1p each) up to a maximum price of 100p per share.

3. Applications must be forwarded, or handed in, to Samuel Montagu & Co. Limited, New Issue Department, Augustine House, Austin Friars, London EC2N 2JL together with a remittance for the full amount payable on application so as to be received not later than 10.00 am on Thursday, 10th June, 1982. Applicants by post are advised to allow two days for delivery and to use first class mail. Photocopies of application forms will not be accepted.

4. A separate cheque or bankers draft must accompany each Application Form. Cheques and bankers drafts, which must be drawn in sterling on a bank in, and be payable in, the United Kingdom, must be made payable to "Samuel Montagu & Co. Limited" and crossed "Not Negotiable". No application will be considered unless these conditions are fulfilled. Samuel Montagu reserves the right to present all cheques for payment on receipt and to retain Letters of Acceptance and any application moneys returnable pending clearance of such cheques. Due completion and delivery of an Application Form accompanied by a cheque will constitute an undertaking that the cheque will be honoured on first presentation; attention is drawn to the declaration in the Application Form to that effect. Applications will be irrevocable until 24th June, 1982.

5. Subject as aforesaid, and as mentioned below, applications will be accepted on the following basis:

(a) All shares for which applications are wholly or partly accepted will be sold at the same price ("the striking price"), which will not be less than the minimum tender price of 85p per share nor more than the maximum tender price of 100p per share. The striking price will not necessarily be the highest price at which sufficient applications (including applications at higher prices) are received to cover all the new ordinary shares being sold. In deciding the striking price and the basis of allocation, Samuel Montagu will have regard to the need to establish a market in the new ordinary shares, for which purpose a reasonable number and spread of shareholders is required.

(b) Samuel Montagu reserves the right to refuse any application, in whole or part, regardless of the application price; multiple applications at any one price are liable to be rejected.

ARGYLL FOODS PLC

Argyll Foods PLC Continued

(c) Applications for shares, including preferential applications, at prices less than the striking price will receive no allocation of shares.

(d) If applications are received for less than the total number of shares offered, the striking price will be the minimum tender price of 85p per share.

(e) The striking price and the basis of allocation will be announced on, or as soon as possible after, Monday, 14th June, 1982.

In the event that applications for new ordinary shares at or above the striking price are received for a total number of shares in excess of that available, such preferential applications will be accepted in full and other applications will be scaled down. No allocation will be made in respect of applications, whether preferential or otherwise, at prices tendered below the striking price.

In the event of excess applications from employees, the basis of allocation will be decided by Samuel Montagu.

6. Acceptance of applications will be conditional on the Council of The Stock Exchange admitting the new ordinary shares of Argyll to the Official List not later than 24th June, 1982, and on completion of the acquisition of Allied by Argyll. Moneys paid in respect of applications will be returned if such conditions are not satisfied and in the meantime will be retained by Samuel Montagu in a separate account. If any application is not accepted or is accepted for fewer shares than the number applied for, or is made at a price higher than the striking price, the application moneys or the balance thereof (as the case may be) will be returned through the post at the applicant's risk. It is expected that Letters of Acceptance will be posted to successful applicants on Wednesday, 16th June, 1982.

7. Arrangements have been made for the registration by Argyll of the new ordinary shares now offered for sale, free of stamp duty, in the names of applicants or persons in whose favour Letters of Acceptance have been renounced, provided that, in cases of renunciation, Letters of Acceptance (duly completed in accordance with the instructions contained therein) are lodged for registration not later than 30th July, 1982. Share certificates will be issued on 27th August, 1982.

8. No person receiving a copy of this Offer for Sale and/or an Application Form in any territory other than the United Kingdom may treat the same as constituting an invitation to him, nor should he in any event use such Application Form, unless in the relevant territory such an invitation could lawfully be made to him or such Form could lawfully be used without compliance with any registration or other legal requirements. It is the responsibility of any person outside the United Kingdom wishing to make an application hereunder to satisfy himself as to full observance of the laws of the relevant territory in connection therewith, including obtaining any governmental or other consents which may be required or observing any other formalities needing to be observed in such territory.

Copies of this Offer for Sale with Forms of Application may be obtained from:

Samuel Montagu & Co. Limited,
New Issue Department,
Augustine House,
Austin Friars,
London EC2N 2JL

Panmure Gordon & Co.,
9 Moorfields Highwalk,
London EC2Y 9DS

Outside London, copies are available from the following:

Samuel Montagu & Co. Limited,
Phoenix House,
1-3 Newhall Street,
Birmingham B3 3NH

Samuel Montagu & Co. Limited,
St Ann's House,
St Ann's Place,
Manchester M2 7LP

Midland Bank plc,
49 Corn Street,
Bristol BS99 7PP

Midland Bank plc,
42 Grey Street,
Newcastle upon Tyne NE99 1LS

Clydesdale Bank PLC,
29 George Street,
Edinburgh EH2 2YN

Clydesdale Bank PLC,
30 St Vincent Place,
Glasgow G1 2HL

Examples of amounts payable at different tender prices:

	Tender prices applied at (in multiples of 5p for illustration purposes only)			
	85p	90p	95p	100p
Number of shares applied for: 200	£170	£180	£190	£200
600	510	540	570	600
1,000	850	900	950	1,000
5,000	4,250	4,500	4,750	5,000
10,000	8,500	9,000	9,500	10,000
25,000	21,250	22,500	23,750	25,000
50,000	42,500	45,000	47,500	50,000

Latest time for application and payment	10 a.m. on Thursday, 10th June, 1982
Latest time for registration of renunciation	3 p.m. on Friday, 30th July, 1982
Certificates posted	27th August, 1982

Please pin top left corner of cheque here

APPLICATION FORM

The application list for the ordinary shares now offered for sale will open at 10 a.m. on Thursday, 10th June, 1982 and may be closed at any time thereafter.

This Application Form when completed must be forwarded or handed in to Samuel Montagu & Co. Limited, New Issue Department, Augustine House, Austin Friars, London EC2N 2JL together with a cheque/bankers draft representing payment in full at the application price, so as to be received not later than 10 a.m. on Thursday, 10th June, 1982. All cheques or bankers' draft must accompany each Application Form. Cheques and bankers drafts, which must be drawn in sterling on a bank in, and be payable in, the United Kingdom, must be made payable to "Samuel Montagu & Co. Limited" and crossed "Not Negotiable". No application will be considered unless these conditions are fulfilled. All cheques/bankers drafts are liable to be presented for payment on receipt.

ARGYLL FOODS PLC

(Incorporated under the Companies Act 1929. Number 358043)

Offer for Sale by Tender

by

Samuel Montagu & Co. Limited

of 95,000,000 ordinary shares of 10p each at a price of between a minimum of 85p and a maximum of 100p per share, payable in full on application

* Application must be for a minimum of 200 shares or for the following multiples of shares: multiples of 200 shares up to 1,000 shares; thereafter in multiples of 500 shares up to 10,000 shares; thereafter in multiples of 1,000 shares up to 25,000 shares; thereafter in multiples of 5,000 shares up to 100,000 shares; thereafter in multiples of 10,000 shares.

** The price per share must be at the minimum tender price of 85p per share or at any higher price (in units of 1p each) up to a maximum tender price of 100p per share. Examples of amounts payable at different tender prices are set out above.

*Number of ordinary shares applied for	**Price per share at which applied for (pence)	***Amount of cheque enclosed
	p	£

FOR OFFICE USE ONLY

1. Letter of Acceptance No.
2. Shares accepted
3. Amount received on application £
4. Amount payable on shares accepted £
5. Amount returned £
6. Return Cheque No.
7. Share Certificate No.

To: SAMUEL MONTAGU & CO. LIMITED.

I/We enclose a cheque/bankers draft for the above-mentioned sum ***, being the full amount payable on application for the above-stated number * of ordinary shares of 10p each in Argyll Foods PLC ("Argyll") at the above indicated price ** per share. I/We offer to purchase that number of shares, and I/we hereby undertake and agree to accept the same, or any lesser number of shares in respect of which this Application may be accepted at the striking price, upon the terms of your Offer for Sale dated 4th June, 1982 and subject to the Memorandum and Articles of Association of Argyll. I/We hereby authorise you to send to me/us a fully paid renounceable Letter of Acceptance for the number of shares in respect of which this application is accepted and/or a cheque for any moneys returnable to me/us by ordinary first class post at my/our risk to the address first given below and to procure my/our name(s) to be placed on the Register of Members of Argyll as holder(s) of the said shares so far as they have not been duly renounced.

I/We declare that due completion and delivery of this Application Form, accompanied by a cheque/bankers draft, constitutes an undertaking that such cheque/bankers draft will be honoured on first presentation. I/We acknowledge that any Letter of Acceptance and (if appropriate) remittance for any application moneys returnable which is/are to be sent to me/us may be held pending clearance of such cheque or bankers draft.

PLEASE SIGN HERE 1. *Signature* .....

Dated ..... June, 1982

Forename(s) (in full) .....
Surname (Mr., Mrs., Miss or Title) .....
Address (in full) .....
..... Post Code .....

ALL JOINT APPLICANTS MUST SIGN AND GIVE NAMES AND ADDRESSES BELOW. In the case of a corporation this form should be signed by a duly authorised officer who should state his representative capacity.

2. *Signature* .....
Forename(s) (in full) ..... Surname .....
Address ..... (Mr., Mrs., Miss or Title) .....
..... Postcode .....

3. *Signature* .....
Forename(s) (in full) ..... Surname .....
Address ..... (Mr., Mrs., Miss or Title) .....
..... Postcode .....

4. *Signature* .....
Forename(s) (in full) ..... Surname .....
Address ..... (Mr., Mrs., Miss or Title) .....
..... Postcode .....

PLEASE USE BLOCK CAPITALS throughout for names and addresses

NO RECEIPT WILL BE ISSUED FOR THE PAYMENT ON APPLICATION, but an acknowledgement will be forwarded through the post in due course, at the risk of the applicant(s), either by a fully paid renounceable Letter of Acceptance for all the shares applied for, or by a fully paid renounceable Letter of Acceptance for the shares in respect of which this application is accepted and a cheque for any surplus application moneys, or by the return through the post of the application moneys, in each case at the risk of the applicant(s).

This announcement appears as a matter of record only.

Banque Nationale de Paris

U.S. $ 250,000,000 Floating Rate Notes due 1989

with Warrants to purchase

U.S. $ 250,000,000 14 1/4% Bonds due 1990

Issue Price of the Notes with Warrants: 100%

BANQUE NATIONALE DE PARIS — CREDIT SUISSE FIRST BOSTON LIMITED

SALOMON BROTHERS INTERNATIONAL

DEUTSCHE BANK AKTIENGESELLSCHAFT — GOLDMAN SACHS INTERNATIONAL CORP.

MERRILL LYNCH INTERNATIONAL & CO. — MORGAN GUARANTY LTD

MORGAN STANLEY INTERNATIONAL — SWISS BANK CORPORATION INTERNATIONAL LIMITED

FINANCIAL TIMES

operates a subscription hand delivery service in the business centres of the following major cities:

AMSTERDAM
BONN
BOSTON
BRUSSELS
CHICAGO
COPENHAGEN
DUSSELDORF
EINDHOVEN
FRANKFURT
GENEVA
THE HAGUE
HAMBURG
HONG KONG
JAKARTA
KUALA LUMPUR
LISBON
LOS ANGELES
MADRID
MANILA
MEXICO CITY
MIAMI
MONTREAL
MUNICH
NEW YORK
PARIS
ROTTERDAM
SAN FRANCISCO
SINGAPORE
STUTTGART
TOKYO
TORONTO
UTRECHT
VIENNA
WASHINGTON

For information contact:
Financial Times
Guiollettstrasse 54
6000 Frankfurt Main
West Germany
Tel: 0611/75980 Telex: 416 193
or Financial Times
75 Rockefeller Plaza
New York, NY 10019
Tel: (212) 489 8300
Telex: 238409 FTOL UI

N.A.V. at 31.5.82
45.49 (DFls 118.41)
VIKING RESOURCES INTERNATIONAL N.V.
INFO Pierson
Hekking & Pierson N.V.
Herengracht 214, Amsterdam

MANNIN DIAMOND INVESTMENTS LIMITED
Bid: 380 Offer: 400
Tel: 0624 822091
Telex: 628032 MANNIN G

This announcement appears as a matter of record only.

New Issue — 27 May 1982

¥20,000,000,000

Commonwealth of Australia

8.0% Japanese Yen Bonds

Series No. 6 (1982)

Due 27 May 1992

The Nomura Securities Co., Ltd.

Daiwa Securities Co. Ltd. — The Nikko Securities Co., Ltd. — Yamaichi Securities Company, Limited

The Nippon Kangyo Kakumaru Securities Co., Ltd. — New Japan Securities Co., Ltd.

Sanyo Securities Co., Ltd. — Kokusai Securities Co., Ltd. — Wako Securities Co., Ltd.

Merrill Lynch Securities Company, Tokyo Branch — Okasan Securities Co., Ltd. — Osakaya Securities Co., Ltd.

Yamatane Securities Co., Ltd. — Dai-ichi Securities Co., Ltd. — Tokyo Securities Co., Ltd.

Bache Halsey Stuart Shields (Japan) Ltd., Tokyo Branch — Smith Barney, Harris Upham International Incorporated, Tokyo Branch

Marusan Securities Co., Ltd. — Toyo Securities Co., Ltd. — The Kaisei Securities Co., Ltd.

Koyanagi Securities Co., Ltd. — Nichiei Securities Co., Ltd. — Vickers da Costa Ltd., Tokyo Branch

The Chiyoda Securities Co., Ltd. — Hinode Securities Co., Ltd. — Ichiyoshi Securities Co., Ltd.

Kosei Securities Co., Ltd. — Maruman Securities Co., Ltd. — Meiko Securities Co., Ltd.

Mito Securities Co., Ltd. — Naigai Securities Co., Ltd. — The National Tabayashi Securities Co., Ltd.

Takagi Securities Co., Ltd. — The Toko Securities Co., Ltd. — Towa Securities Co., Ltd.

Utsumiya Securities Co., Ltd. — The Nippon Securities Co., Ltd. — Jardine Fleming (Securities) Ltd., Tokyo Branch

Deutsche Bank Aktiengesellschaft — Morgan Stanley International — Amro International Limited

Credit Suisse First Boston Limited — Swiss Bank Corporation International Limited

Ord Minnett — Potter Partners

COMMODITIES AND AGRICULTURE

Cocoa down in spite of fund loan

By Terry Povey

WORLD COCOA prices fell yesterday with the September position on the London futures market reaching a new 11-month low of £892 per tonne during the morning. September cocoa closed at £901.15 per tonne, down £11 on Friday's close.

According to traders, this further downward move was caused by the failure of last week's meeting of the International Cocoa Organisation (ICCO) to result in fresh purchases by the buffer stock manager.

The ICCO council late on Friday evening had completed all the necessary arrangements for the $75m loan under discussion for some time with a consortium of Brazilian banks. However, the council decided not to authorise the buffer stock manager to start purchases immediately.

Instead ICCO is to wait until the council's next meeting in London on the 8-16 July, to make a decision on how best to use the extra finance.

NZ signs dairy contract with Kuwait

By Dai Hayward in Wellington

THE New Zealand Dairy Board has signed a contract to provide a minimum NZ$90m worth of dairy products to Kuwait over the next five years.

It is confidently expected the annual minimum of NZ$18m will double before the end of the five year period. NZ will supply skim milk powder, butter and butter milk powder to the Kuwaiti Danish Dairy which operates a recombining plant said to be one of the largest and most sophisticated in the world.

The contract more than doubles NZ exports of dairy products to Kuwait which have been running at NZ$15m a year. Total sales to the Middle East are running at about NZ$50m.

Boost for UK food sales

BY RICHARD MOONEY

THE FORMATION of a new body to mastermind the promotion of British-produced food at home and abroad was announced yesterday by Mr Peter Walker, the Minister of Agriculture.

The new organisation, catchily named "Food from Britain," will receive £20m in Government funding over the first five years of its operation. After that it is envisaged that the full operational budget will be borne by the farming and food industries. "The success of the organisation will thus rightly depend on its ability to convince the agriculture and food industries that the services it provides are worth paying for," Mr Walker said.

Food from Britain will take over the functions of the Central Council for Agricultural and Horticultural Co-operation (CCAHC), but will have much wider powers for co-ordinating and promoting marketing initiatives. The CCAHC chairman, Mr Nicholas Saphir, will become chairman.

Mr Walker praised the research, investment, productivity, innovation and efficiency of Britain's farmers, food manufacturers and distributors. But he said in spite of the great strides made in recent years the greatest scope for improvement remained in the marketing area.

He noted that central organisations had made a great impact on food marketing in France and Germany.

The announcement, which Mr Walker described as possibly "the most significant to come from this Ministry this decade," was welcomed by the industries concerned.

Mr R. A. Rush, chairman of the British Farm Export Council promised "enthusiastic support" for Food from Britain. "We believe that the BFEC can contribute substantially to the export activities of the new body," he said.

Wool market upturn seen

BY ANTHONY MORETON, TEXTILES CORRESPONDENT

SIGNS of an upturn in the wool industry were now clearly visible according to Mr M. J. Godfrey at the International Wool Textile Organisation's annual conference in Venice yesterday.

The recent recovery in apparel wool prices was evidence of this. Another indicator was that de-stocking had come to an end after a drop which had taken stocks to their lowest point for 10 years.

But Mr Godfrey, statistics secretary to the Organisation, warned against too much faith in a quick climb out of the trough. "Neither the timing nor the extent of the recovery is by any means certain," he warned.

First tentative signs of a recovery in wool textiles in the more advanced industrial countries had shown up in the final quarter of last year. The recovery was not uniform, though, it being better in the UK and Japan than in many other countries.

Elsewhere, he detected a good augury in the spectacular expansion in China's wool textile manufacturing capacity and the downward movement in interest rates in Europe which would give re-stocking a bit more impetus.

Turning to world production, Mr Godfrey stated that output at 2,860m kg in 1981-82 had remained static at the high level of the previous season. Output in both Australia and the Soviet Union, the two biggest producers, fell for the second season in succession and, with a drop in Uruguay, the outturn in these three countries practically wiped out the effect of bigger clips in China, Argentina, Pakistan and the U.S.

In Australia production was down to 691m kg compared with 697m kg over the previous four seasons. In the Soviet Union the clip was 2 per cent lower at 454m kg in spite of new measures to stimulate livestock production.

New Zealand, the third largest producer, saw output level at 380m kg.

The main feature of the New Zealand wool market in the current season, according to Mr D. J. McIlraith, NZ Wool Board chairman, has been the significant drop in demand for coarse crossbred wool.

Rise in London copper stocks

BY OUR COMMODITIES STAFF

A FURTHER 2,350 tonnes rise in London Metal Exchange warehouse copper stocks was announced yesterday, taking the total to 146,550 tonnes, the highest level since October 1979. The news encouraged a modest decline in the LME high grade cash price, which reached its lowest for 43 months last week, but the market steadied later and the cash quotation ended the day only £1 down at £747 a tonne.

Other metals were also relatively steady as traders took stock after last week's dramatic declines. Cash tin closed £30 down at £6,595 a tonne, while cash lead gained £0.50 to £285.50 a tonne and cash zinc rose £5 to £391.50 a tonne.

LME stocks of tin fell 1,425 tonnes to 34,135 last week; lead stocks rose 1,400 tonnes to 90,200; and zinc stocks fell 50 tonnes to 61,725. Stocks of aluminium were up 950 tonnes at 218,875 while nickel stocks fell 234 tonnes to 3,132. Silver stocks fell 110,000 troy ounces to 34.51m.

Magma Copper Company's San Manuel, Arizona, copper mine and mill will remain closed this week eliminating production of 1,580 tonnes of copper. This is part of a programme of six one-week closures, which began in the last week of April, to control escalating stock levels. In April 330 Magma employees were laid off at San Manuel and the working week was cut to 32 hours because of the depressed state of the copper market.

Malaysia to withhold rubber

KUALA TRENGGANU, Malaysia — Malaysia is expected to hold back 175,000 tonnes of natural rubber from the market, as its share towards implementing a proposal by the Association of Natural Rubber Producing Countries (ANRPC), a senior government official said, here yesterday.

ANRPC members—Malaysia, Indonesia, Thailand, Singapore, India and Sri Lanka—proposed at their emergency meeting in Kuala Lumpur last month to withhold 350,000 tonnes of rubber from the market over a six-month period to stabilise depressed prices and hasten a market recovery.

The six month period will begin after an ANRPC meeting in the first week of July in Bangkok, at which a firm breakdown of each member country's share will be decided.

Malaysia's Deputy Primary Industries Minister Bujang Ulis said that government agencies have been asked to set up separate stockpiles as one of the measures to be used to achieve the target.

Other measures may include tapping holidays, bans on the use of yield stimulants and accelerated replanting.

Reuter

Rotterdam grain strike ends

ROTTERDAM—Grain handlers in the port of Rotterdam returned to work yesterday after a three-week strike.

The union said employees of Graan Elevator Mij (GEM), Grainwave and Maashaven Silo were working normally after deciding on Friday to end a strike aimed mainly at obtaining shorter hours.

A spokesman for GEM, the largest of the companies which employs 830 of the port's 1,000 grain handlers, said the men were unloading eight vessels while another nine were waiting to discharge.

GEM said its balance in port of grains, oilseeds and derivatives stood at 1.03m tonnes yesterday, compared with 192,000 tonnes on May 10, the last date on which figures were issued before the strike.

TROPICAL TIMBER

Conference hopes to halt forest decline

BY BRIJ KHINDARIA IN GENEVA

LOOMING TROPICAL timber shortages because of severe depletion of forests have given fresh impetus to negotiations in Geneva to create a new international agreement on tropical timber which could be finalised next year.

Delegates to a 50-country committee appear more confident than ever that the current session ending on June 11 will be the last before a diplomatic negotiating conference is called to finalise the accord. Negotiations were begun nearly four years ago under auspices of the UN Conference on Trade and Development (Unctad).

Japan, which imports the largest volume of tropical timber, with more than 30m cu tonnes in 1980, is the agreement's keenest supporter and has tabled detailed suggestions for its provisions.

The accord as planned so far differs significantly from classic commodity agreements such as those for natural rubber, tin, cocoa and sugar, because it does not envisage price stabilisation measures. Instead, it focuses heavily on ensuring that the world will have enough tropical timber supplies in coming decades and especially after the year 2000 when severe shortages are expected.

Although less eye-catching than other commodities, at $7bn the tropical timber trade is surpassed only by the $12bn coffee trade, according to Unctad estimates.

Export surpluses of the main tropical timber suppliers—Indonesia and Malaysia—will fall sharply after the year 2,000, because rapidly depleting hard wood forests need a 30 to 50 year cycle to grow again, an Unctad report says.

Tropical forests are being depleted at a rate of 8m hectares per year, and will also be hit in the future by such factors as temperature changes in the biosphere due to more carbon dioxide and changes in the sea level. The main timber-producing countries of Asia, Africa and Latin America are on average planting only one hectare of tropical timber forests for every 13 hectares that are depleted. Re-forestation programmes in Asia have run into investment bottlenecks because of recession in the main industrialised countries' buyers.

Reforestation programmes have also focused mainly on fast-growing species used for pulping and fuel neglecting other uses which require species that grow more slowly.

The logging industry structure is changing because producers wish to process the wood before export and to sell more manufactured products.

As envisaged so far the agreement would contain four main elements. First, a programme to promote research and development in producing countries — 42 projects costing $105m have been agreed upon informally.

Second, creation of mechanism to gather market intelligence needed by exporters. An agreement of principle has been reached on a system to monitor markets and evaluate friends as well as exchange information among importers and exporters.

Third, the promotion of tropical timber processing in producing countries. An Unctad study recommends more trade liberalisation on a planned basis, transfer of processing technology, technical advice to developing countries and creation of adequate financing methods.

Fourth, preparation of reforestation and forest management programmes.

Coffee surplus warning

BY JOHN WICKS IN ZURICH

COFFEE STOCKS are rising to threatening levels in certain producer countries, according to Mr Jens Sroka, manager of the leading European coffee roaster, Jacobs Ag.

Speaking in Zurich, Mr Sroka said that stocks had reached 61 per cent of a year's production in Colombia and about 75 per cent in the Ivory Coast. "How long can the International Coffee Agreement (ICA) dam the increasing pressure from unsaleable quantities?" he queried.

The surpluses arose from the ICA quota system with many small countries who could not afford stock-piling selling their surpluses outside the traditional ICA market to so-called "new markets" at as much as 50 per cent below the market price, he claimed. Main beneficiaries were eastern European countries not belonging to the ICA.

This situation could be fundamentally changed by a Brazilian frost this month or next. However, the surpluses in producer countries should mean there would be no danger of a recurrence of the situation in 1975, when Brazil experienced the "frost of the century" and prices rose sharply.

Jacobs Ag estimate that world coffee reserves should fall slightly from 43.3m bags (of 60 kilos) at the start of the 1981-82 crop year to 42.8m bags at the beginning of the 1982-83 harvest. Then they predict them rising sharply to 51.5m bags at the start of the crop year 1983-1984. These estimates assume no Brazilian frost.

LONDON OIL SPOT PRICES

SPOT PRICES

CRUDE OIL—FOB ($ per barrel)

	Latest	Change + or —
Arab Light	33.25-33.40	+.30
Iranian Light	32.25-32.60	+.45
Arab Heavy	30.75-31.00	+.12
North Sea (Forties)	35.00	+.50
African Bonny Li'ht	35.25-35.50	+.50

PRODUCTS—North West Europe ($ per tonne)

	Latest	Change + or —
Premium gasoline	376-380	—
Gas oil	300	+4.5
Heavy fuel oil	169-170	—1

GAS OIL FUTURES

Month	Yest.day's close	+ or —	Business Done
	$ U.S. per tonne		
May	296.00	—3.00	305.00-96.00
June	286.00	—1.50	289.50-85.25
July	282.75	—0.75	286.00-82.75
August	284.50	—1.00	287.00-84.25
September	286.00	—3.00	289.25-85.50
October	286.00	—3.00	289.00-88.00
November	290.50	—4.50	—
December	293.00	—5.50	—
January	294.50	—8.50	—

GOLD MARKETS

Gold rose $5¼ an ounce from Friday's close in the London bullion market yesterday to close at $324-324¾. It opened at $323½-324¼ and traded between a high of $326-326½ and a low of $322¾-323¼. The firmer trend was mainly a reflection of increased Middle East tension.

In Frankfurt the 12½ kilo bar was fixed at DM 24,880 per kilo ($325.01 per ounce) against DM 24,300 ($320.05) previously and closed at $324¾-325¾ from $318½-319½.

In Paris the 12½ kilo bar was fixed at FFr 64,400 per kilo ($322.37 per ounce) in the afternoon compared with FFr 65,000 ($326.08) in the morning and FFr 63,500 ($321.35) on Friday afternoon.

LONDON FUTURES

Month	Yest'rday's close	+ or —	Business Done
	£ per troy ounce		
August	184.45-4.50	+4.150	185.40-3.95
Sept'mb'r	186.70-6.40	+4.225	—
October	187.60-7.75	+4.000	188.80-7.50
November	188.50-9.00	+4.800	189.00
December	191.40-1.45	+4.825	191.40-0.80

Turnover: 572 (953) lots of 100 troy ozs.

	June 7		June 4	
Gold Bullion (fine ounce)				
Close	$324-324¾	(£181-181½)	$318¼-319	(£176-176½)
Opening	$323½-324¼	(£181-181½)	$316¼-317	(£177-177½)
Morning fixing	$322.90	(£180.492)	$318.50	(£177.339)
Afternoon fixing	$325.25	(£181.775)	$318.75	(£177.409)
Gold Coins				
Krugerrand	$332¾-333½	(£185¾-186¼)	$327-327¾	(£182-182½)
1/2 Krugerrand	$171½-172½	(£95¾-96¼)	$168½-169½	(£93¾-94¼)
1/4 Krugerrand	$87½-88½	(£48¾-49¼)	$85¾-86¾	(£47¾-48¼)
1/10 Krugerrand	$35½-36½	(£19¾-20¼)	$35-36	(£19½-20)
Mapleleaf	$332-333	(£185¼-185¾)	$327-328	(£182-182½)
New Sovereigns	$78-78½	(£43½-43¾)	$76¼-76¾	(£42½-42¾)
King Sovereigns	$90-91½	(£50¼-50¾)	$89½-91	(£50-50½)
Victoria Sovs	$90-91½	(£50¼-50¾)	$89½-91	(£50-50½)
French 20s	$72-74½	(£40¼-41½)	$71¼-73½	(£39¾-41)
50 pesos Mexico	$396½-399	(£221¼-222½)	$391½-394	(£218-219¼)
100 Cor. Austria	$317-319½	(£176¾-178¼)	$311½-314	(£173½-174¾)
$20 Eagles	$413-415	(£228¾-231½)	$408-413	(£227-230)

LONDON METAL BROKERS
Financial Status & Performance
Comprehensive detailed financial analysis of London Brokers for 80/81 is now available from:
Financial Intelligence & Research
143 Uxbridge Road
London W13

The Fine Art & Antiques Fair
The 8th Annual gathering of Britain's leading Dealers.
All items are for sale and vetted for authenticity.
Open 11am-8pm daily (5 pm final day)
Closed Sunday
Admission £2
OLYMPIA, LONDON 4th - 12th JUNE

COMMODITIES
Essential Reading
The newly published Chesham Commodity Report provides definitive answers to the 15 key questions you should ask your broker to gain the most profit at least risk.
For more information please return the coupon or telephone 01-235 4766.
To: Chesham Financial Services Limited,
11 West Halkin Street,
London SW1X 8JL.
Name
Address
Chesham is not affiliated to any broking house.

BRITISH COMMODITY MARKETS

BASE METALS

BASE-METAL PRICES were generally much steadier on the London Metal Exchange. Recently depressed Copper traded between £770 and £778 before closing at £773 with little selling pressure evident. Lead touched £302 prior to closing at £294.5 while trade buying and demand for cash material lifted Zinc to £399 before profit-taking pared the price to £392 at the close. Tin opened at £6,560 and touched £6,600 on trade covering against physical sales before easing to end the day at £6,575. Aluminium closed at £534.25 and Nickel at £2,932.5.

COPPER	a.m. Official	+ or —	p.m. Unofficial	+ or —†
	£	£	£	£
HighGr'de				
Cash	745.5-6	+3.25	746.5-7.5	—1
3 mths	772-.5	+5.25	773.5-4	+1
Settlem't	746	+5	—	......
Cathodes				
Cash	737.5-8	+3.25	738-9	......
3 months	764.5-5	+5.25	764.5-6	+1.5
Settlem't	738	+5	—	......
U.S. Prod.	—	—	*68	—76

Amalgamated Metal Trading reported that in the morning cash Higher Grade traded at £745.50, three months £771.00, 71.5, 72.00, 72.5, 73.00, 72.50, 72.00. Cathodes: Three months £764.50. Kerb: Higher Grade, three months £774.00, 75.00, 5.50, 6.00. Afternoon: Higher Grade, three months £776.00, 75.50, 76.00, 75.00, 73.50, 73.00, 72.50, 73.00, 73.50. Kerb: Higher Grade, three months £773.00, 72.50, 73.00, 72.00, 72.50. Turnover, 20,025 tonnes.

TIN	a.m. Official	+ or —	p.m. Unofficial	+ or —†
High Grade	£	£	£	£
Cash	6600-20	+85	6590-600	—50
3 months	6590-600	+35	6570-80	—55
Settlem't	6620	+90	—	......
Standard				
Cash	6600-20	+85	6590-600	—30
3 months	6590-600	+90	6570-80	—27.5
Settlem't	6620	+90	—	......
Straits E.	:529.21	......	—	......
NewYork	—	......	—	

Tin—Morning: Standard, cash £6,620, 15, 10, three months £6,570, 80, 90, 6,600. Kerb: Standard, three months £6,950. Afternoon: Standard, cash £6,600, three months £6,580, 70, 80, 95, 90, 80. Kerb: Standard, three months £6,560, 70, 80, 75. Turnover, 1,715 tonnes.

LEAD	a.m. Official	+ or —	p.m. Unofficial	+ or —†
	£	£	£	£
Cash	288.5-9	+8	285-6	+.5
3 months	300.5-1	—9	297-.5	+1
Settlem't	289	+8	—	......
U.S. Spot	—	......	*25.7	......

Lead—Morning: Cash £289.00, three months £298.50, 98.00, 99.00, 300.00, 301.00, 300.50, 301.00, 300.00, 300.50. Kerb: Three months £300.00, 301.00, 01.50, 01.00. Afternoon: Three months £300.50, 01.00, 300.50, 299.00, 98.50, 98.00, 97.50, 97.00, 97.50. Kerb: Three months £296.00, 95.00, 93.00, 94.00, 95.00. Turnover, 12,025 tonnes.

ZINC	a.m. Official	+ or —	p.m. Unofficial	+ or —†
	£	£	£	£
Cash	395-6	+5	391-2	+5
3 months	396.5-7	+7.25	391-.5	+2.75
S'ment	396	+5	—	......
Primw'ts	—	......	*35-37.75	......

Zinc—Morning: Cash £397.00, 96.00, three months £388.00, 89.00, 90.00, 91.00, 92.00, 93.00, 95.00, 95.50, 97.00, 96.00, 96.50, 97.00, 98.00, 99.00, 97.50, 97.00. Kerb: Three months £397.00, 98.00. Afternoon: Three months £396.00, 95.00, 94.00, 93.00, 92.00, 90.00, 91.00. Kerb: Three months £390.00, 89.00, 88.00, 89.00, 91.00, 90.00, 91.00, 92.00. Turnover, 19,600 tonnes.

Aluminm	a.m. Official	+ or —	p.m. Unofficial	+ or —†
	£	£	£	£
Spot	513.5-4	+8.75	512.5-3.5	+6.75
3 months	533.5-4	+7	533-.5	+6

Aluminium—Morning: Cash £513.50, 14.00, three months £531.00, 32.00, 32.50, 33.00, 34.00. Kerb: Three months £534.00, 35.00, 35.50, 36.50, 36.00, 37.00, 37.50, 38.00, 38.50, 39.00. Afternoon: Three months £538.00, 37.00, 35.00, 34.00, 33.00, 33.50, 33.00. Kerb: Three months £533.50, 33.00, 33.50, 34.00. Turnover, 11,100 tonnes.

Nickel — Morning: Three months £2,925, 30, 25, 35, 33, 30. Afternoon: Three months £2,925, 30. Kerb: Three months £2,925, 30, 40, 30. Turnover, 618 tonnes.

NICKEL	a.m. Official	+ or —	p.m. Unofficial	+ or —†
Spot	2875-8	+4	2880-90	+55
3 months	2930-5	+1.5	2930-5	+45

* Cents per pound. ‡ M$ per kilo. † On previous unofficial close.

SILVER

Silver was fixed 1.55p an ounce higher for spot delivery in the London bullion market yesterday at 331.2p. U.S. cent equivalents of the fixing levels were: spot 592.0c, down 0.4c; three-month 613.6c, up 0.4c; six-month 635.2c, up 0.8c; and 12-month 678.6c, down 0.4c. The metal opened at 331-334p (592-595c) and closed at 328-331p (588-592c).

SILVER per troy oz.	Bullion fixing price	+ or —	L.M.E. p.m. Unoffic'l	+ or —
Spot	331.20p	+1.55	329.5p	+1.75
3 months	341.40p	+1.55	339.75p	+2.25
6 months	351.40p	+1.60	—	......
12months	372.85p	+0.60	—	......

LME—Turnover 88 (98) lots of 10,000 ozs. Morning: Cash 332.0; three months 342.0, 42.3, 42.2, 42.3. Kerb: Three months 341.5. Afternoon: Three months 339.0, 40.0, 39.5. Kerb: Nil.

COCOA

Futures opened £15 lower and continued to ease as commission houses sold following the ambiguous outcome of last week's ICCO talks. Manufacturer offtake and price fixing later steadied values and prompted jobber short-covering at the close, reports Gill and Duffus.

COCOA	Yest'day's Close	+ or —	Business Done
July	877-78	—9.0	878-65
Sept.	901-02	—11.0	907-92
Dec.	941-42	—12.0	945-33
March	977-78	—10.0	980-68
May	995-1000	—13.5	1000-95
July	1018-24	—10.0	1020-18
Sept	1040-44	—6.5	—

Sales: 3,879 (2,897) lots of 10 tonnes.

ICCO—Daily price for June 7 70.56 (71.62) indicator price for June 8: 71.21 (71.87).

COFFEE

After commission house selling had produced an easier opening values recovered to settle in a narrow range, reports Drexel Burnham Lambert.

COFFEE	Yesterday's Close	+ or —	Business Done
	£ per tonne		
July	1201-02	—2.0	1203-91
Sept	1138-39	—2.0	1142-30
Nov	1094-95	....	1100-90
January	1080-82	+0.5	1080-79
March	1064-70	+1.5	1070-61
May	1050-67	+1.0	1060-54
July	1042-64	—0.5	—

Sales: 2,362 (2,401) lots of 5 tonnes.

ICO Indicator prices for June 4 (U.S. cents per pound): Comp. daily 1979 122.43 (121.64); 15-day average 119.84 (119.80).

GAS OIL FUTURES

The market opened about $4.00 higher on the unrest in the Middle East before easing back in light volume. A limit-up opening in New York led to a further rally and the market remained steady, reports Premier Man.

Month	Yest'day's close	+ or —	Business Done
	$ U.S. per tonne		
June	297.00	+7.50	297.50-92.50
July	295.25	+9.00	295.25-88.50
August	295.00	+8.75	295.00-88.50
Sept.	294.50	+9.25	294.50-88.00
Oct.	295.50	+7.25	296.00-91.00
Nov.	297.00	+7.00	297.00-94.50
Dec.	300.00	+7.00	300.00-96.00
Jan.	301.50	+7.00	—
Feb.	305.50	+7.50	—

Turnover: 1,746 (1,633) lots of 100 tonnes.

GRAINS

The markets opened unchanged. Old crop wheat led the downward trend. New crops were also sold off with wheat being more affected, Acli reports.

	WHEAT		BARLEY	
Mnth	Yesterd'ys close	+ or —	Yest'rd'ys close	+ or —
July	117.45	—2.10	—	....
Sept.	108.60	—0.50	104.80	—0.85
Nov.	112.20	—0.25	108.35	—0.10
Jan.	115.95	—0.85	112.10	—0.10
Mar.	119.45	—0.40	115.45	....
May	122.95	—0.40	118.70	—0.10

Business done—Wheat: July 119.40-117.45, Sept 108.75-108.55, Nov 112.35-112.20, Jan 116.20-116.00, March 119.70-119.50, May 123.00-122.95. Sales: 339 lots of 100 tonnes. Barley: Sept 104.85 only, Nov 108.35-108.30, Jan 112.10 only, Mar no trades, May no trades. Sales: 33 lots of 100 tonnes.

LONDON GRAINS—Wheat: U.S. Dark Northern Spring No. 1 14 per cent June 110.25, July 109.00, Aug 108.50 transhipment East Coast sellers. English Feed fob Sept 112.25 South Coast, Oct 114.25 East Coast sellers. Maize: French first half June 136.00 transhipment East Coast seller. S. African White/Yellow June/July 85.00 seller. Barley: English Feed fob June 113.50, Jan/March 118.00 East Coast sellers. Rest unquoted.

HGCA—Locational ex-farm spot prices. Other milling wheat: E. Mids 126.00. Feed barley: Scotland 112.00. The UK Monetary Coefficient for the week beginning Monday June 14 (based on HGCA calculations using four days' exchange rates) is expected to change to 0.920.

RUBBER

The London physical market opened unchanged, attracted little interest throughout the day and closed quiet. Lewis and Peat recorded a June fob price for No. 1 RSS in Kuala Lumpur of 203.0 (203.5) cents a kg and SMR 20 177.5 (same).

No. 1 R.S.S.	Yest'r'ys close	Previous close	Business Done
July	52.10-52.50	52.30-52.60	—
Aug	52.30-52.50	52.00-53.20	—
Jly-Sept	52.30-52.50	52.30-52.40	52.80-52.30
Oct-Dec	53.80-53.90	53.70-53.80	54.00-53.80
Jan-Mar	56.00-56.20	56.10-56.30	56.20-56.10
Apl-Jne	58.00-58.10	58.30-58.40	58.10-58.00
Jly-Sept	60.20-60.30	60.30-60.40	—
Oct-Dec	62.20-62.50	62.20-62.30	—
J'n-Mch	64.10-64.30	64.10-64.20	—

Sales: 97 lots of 15 tonnes, nil lots of 5 tonnes.

Physical closing prices (buyers) were: Spot 51.50p (same); July 51.00p (same); Aug 51.75p (same).

SOYABEAN MEAL

A slightly higher opening was due to commercial support and short-covering, reports T. G. Roddick. Prices remained steady and late professional buying saw the market close on the highs.

	Yesterdys Close	+ or —	Business Done
	£ per tonne		
June	128.20-29.0	+0.15	128.20
August	129.40-29.6	+1.10	129.50-28.90
October	130.40-30.5	+1.10	130.20-29.90
Dec.	133.70-34.0	+1.20	133.20-32.50
Feb.	136.70-37.0	+1.20	136.30-35.60
April	137.80-38.0	+0.65	—

Sales: 140 (346) lots of 100 tonnes.

SOYABEAN OIL—The market opened $2.00 higher, remained steady until moving higher with a late rally on short covering. Closing prices and business done (U.S. $ per tonne): June 493-520, untraded: Aug 496-97, 493-91.50; Oct 496.50-98, 496-92.50: Dec 503-04, 502; Feb 506 5-07, 506.50-03.50; April 511.5-12, 512-10: June 513-26, untraded. Sales: 95 lots of 25 tonnes.

SUGAR

Initial trades were around pre-weekend levels but selling interest was lacking. Prices rallied before heavier offerings blunted the advance, reports C. Czarnikow.

No. 4 Con-tract	Yesterday close	Previous close	Business done
	£ per tonne		
Aug	108.10-08.15	106.50-08.75	108.50-05.75
Oct	111.10-11.25	109.75-08.85	111.60-08.75
Jan	116.00-18.00	116.50-17.00	—
March	124.25-24.50	123.25-25.50	124.50-22.05
May	126.25-26.50	125.50-25.70	128.25-24.00
Aug	128.00-29.00	128.55-28.76	—
Oct	132.80-34.00	131.00-32.76	—

Sales: 3,424 (3,807) lots of 50 tonnes.

Tate and Lyle delivery price for granulated basis white sugar was £374,000 (same) a tonne fob for home trade and £206.00 (same) for export.

International Sugar Agreement (U.S. cents per pound) fob and stowed Caribbean ports. Prices for June 4: Daily price 6.97 (7.22); 15-day average 7.67 (7.73).

LONDON DAILY PRICE—Raw sugar £101.00 (same) a tonne cif June-July shipment. White sugar daily price £130.00 (same).

WOOL FUTURES

SYDNEY GREASY WOOL—Close (in order: buyer, seller, business). Australian cents per kg. July 555.5, 556.0, 555.5-555.1; Oct 527.5, 528.0, 529.5-527.0; Dec 532.0, 532.5, 533.0-532.0; Mar 536.0, 537.0, untraded; May 541.0, 542.0, untraded: July 546.5, 548.0, untraded: Oct 546.0, 547.0, untraded; Dec 550.1, 555.0, untraded. Sales: 52.

PRICE CHANGES

In tonnes unless otherwise stated.

	June 7 1982	+ or —	Month ago
Metals			
Aluminium	£810/815	....	£810/815
Free Mkt.	$915/945	....	$975/1005
Copper			
Cash h grade	£747	—1	£863.25
3 mths	£773.75	+1	£892.75
Cash Cathode	£738.5	....	£857.5
3 mths	£765.25	+1.5	£886.5
Gold troy oz	$324.375	+5.75	$329.75
Lead Cash	£285.5	+0.5	£318.25
3 mths	£297.25	+1	£331.75
Nickel	£3922	....	£3974
Free mkt	255/265c	....	250/260c
Platin'mtr oz'y	£260	....	£260
Freemkt	£166.15	+4.15	£168.55
Quicksilver†	$355/375	....	$370/380
Silver troy oz	331.20p	+1.55	364.65p
3 mths	341.40p	+1.55	376.55p
Tin Cash	£6595	—30	£7042.5
3 mths	£6575	—27.5	£7202.5
Tungsten22.0lb	$111.68	....	$106.98
Wolfrm 22.4lbs	$110/115	....	$106/110
Zinc Cash	£391.5	+5	£411.5
3 mths	£391.25	+2.75	£417.25
Producers	$860/900	....	$860/900
Oils			
Coconut (Phil)	$500u	....	$487.5
Groundnut	‡	....	‡
Linseed Crude	£380	....	‡
Palm Malayan	$510	....	$507.5
Seeds			
Copra Ph lip	‡	....	‡
Soyabean (U.S.)	$256	+1.25	$274.5
Grains			
BarleyFut. Sep	£104.80	—0.85	£104.75
Maize	£136.00	....	£137
Wheat Fut.Sep	£108.60	—0.[illegible]	£122.80
No.2HardWint	‡	....	‡
Other commodities			
Cocoa ship't*	£903	—9	£1017
Future Sept	£901.5	—11	£996
Coffee Ft' Sept	£1138.5	—2	£1144.5
Cotton A.Index	75.55c	....	76.85c
Gas Oil July	$295.25	+9	$286
Rubber (kilo)	51.5p	....	53.5p
Sugar (Raw)	£101u	....	£118
Woolt'ps 64s kl.	397p kilo	....	399p kilo

‡Unquoted. uJune-July. wMay-June. yJuly. †Per 76lb flask. *Ghana cocoa. nNominal. §Seller.

INDICES

FINANCIAL TIMES

June 4	June 3	M'th ago	Y'ar ago
229.79	230.10	243.40	251.39

(Base: July 1, 1952 = 100)

REUTERS

June 7	June 4	M'th ago	Y'ar ago
1508.8	1511.1	1580.7	1762.7

(Base: September 18, 1931 = 100)

MOODY'S

June 4	June 3	M'th ago	Y'ar ago
984.7	987.3	1006.2	1065.7

(December 31, 1931 = 100)

DOW JONES

Dow Jones	June 4	June 3	Month ago	Year ago
Spot	—	123.73	125.42	—
Futr's	122.24	122.83	129.56	—

(Base: December 31, 1974 = 100)

AMERICAN MARKETS

NEW YORK, June 7

The Middle Eastern crisis precipitated rallies in precious metals, copper, heating oil, cotton and sugar. Cocoa remained under pressure on disappointment over a delay in buffer stock purchases until July. The livestock complex had a limit decline due to technical selling despite bullish fundamentals, reported Heinold.

Copper—June 61.25 (59.85), July 61.75-62.00 (60.35), Aug 62.75, Sept 63.50-63.80, Dec 65.95-66.20, Jan 66.85, March 68.50, May 70.10, July 71.70, Sept 73.30, Dec 75.65, Jan 76.40, March 77.95.

Potatoes (round whites)—Nov 78.5 (76.5), March 90.0 (87.6), April 100.5. Sales: 328.

¶Silver—June 618.0 (586.5), July 622.0-623.5 (591.5), Aug 631.0, Sept 637.0-639.0, Dec 660.0-663.0, Jan 668.1, March 683.0, May 698.5, July 713.7, Sept 728.9, Dec 751.7, Jan 759.3, March 774.5.

Sugar—No. 11: July 7.29-7.31 (7.14), Sept 7.59 (7.40), Oct 7.70-7.71, Jan 8.50, March 8.80-8.81, May 9.00-9.01, July 9.22-9.23, Sept 9.35-9.55, Oct 9.40-9.70. Sales: 5,054.

Tin—542.00-545.00 (544.00-547.00).

CHICAGO, June 7

Lard—Chicago loose 24.00 (same).

Live Cattle—June 70.15-70.22 (71.62), Aug 63.65-63.65 (65.15), Oct 60.12, Dec 60.15-60.15, Feb 60.00-60.15, April 60.20-60.15, June 61.35.

Live Hogs—June 60.42 (61.92), July 58.70 (60.20), Aug 57.20, Oct 54.37, Dec 54.25, Feb 51.80, April 49.00, June 50.85, July 50.90.

‡‡Maize—July 274¼-274¾ (270½), Sept 274-274¾ (270½), Dec 277¾-278, March 292, May 301, July 307¾.

Pork Bellies—July 79.92 (81.92), Aug 78.07 (80.07), Feb 73.32, March 73.75, May 73.80, July 73.52, Aug 72.95.

‡Soyabeans—July 634¼-636 (624¼), Aug 639½-638½ (628), Sept 642-643, Nov 648-649½, Jan 653½-663, March 679, May 692, July 702.

||Soyabean Meal—July 183.3-183.5 (181.6), Aug 184.5-184.3 (182.7), Sept 186.4, Oct 187.5, Dec 191.0-191.5, Jan 193.5-193.6, March 197.0-198.0, May 202.5-203.0, July 207.0-208.0.

Soyabean Oil—July 19.36-19.38 (19.02), Aug 19.65-19.67 (19.31), Sept 19.95, Oct 20.10-20.15, Dec 20.50, Jan 20.75, March 21.20, May 21.50-21.60, July 21.70-21.80.

†Wheat—July 348½-348 (342), Sept 364-363 (356¾), Dec 385¾-386½, March 400-400¾, May 408½, July 400½.

All cents per pound ex-warehouse unless otherwise stated. * $ per troy ounce. ¶ Cents per troy ounce. ‡‡ Cents per 56-lb bushel. † Cents per 60-lb bushel. || $ per short ton (2,000 lb). § $Can. per metric ton. §§ $ per 1,000 sq ft. ‡ Cents per dozen. †† $ per metric ton.

EUROPEAN MARKETS

Maize—(U.S. $ per tonne): U.S. No. Three Yellow, afloat 130, June 128.50, July 128.50, Aug 127, Sept 127, Oct/Dec 126.50, Jan/March 135 sellers.

ROTTERDAM, June 7.

Wheat—(U.S. $ per tonne): U.S. Two Dark Hard Winter 13.5 per cent, July 179.50, Aug 180. U.S. No. Three Amber Durum, June 176.50, July 178, Aug 181, Sept 184. U.S. No. Two Northern Spring 14 per cent, afloat 181, June 178.50, July 176, Aug 175. Canadian Western Red Spring, June/Sept 200.

LONDON NEW ZEALAND CROSS-BREDS—Close (in order: buyer, seller, business). New Zealand cents per kg. Aug 379, 386, nil; Oct 399, 403, nil; Dec 407, 412, nil; Jan 410, 412, nil; March 416, 420, nil; May 426, 430, nil; Aug 432, 436, 434; Oct 434, 438, nil; Dec 438, 441, 440. Sales: 2.

PARIS, June 7.

Cocoa (FFr per 100 kilos): July 960/990, Sept 1030/1045, Dec 1068/1074, March 1115/1125, May 1145/1155, July 1175/1185, Sept 1220/1230. Sales at call: Nil.

Sugar—(FFr per tonne): July 1415/1435, Aug 1427/1428, Oct and Nov 1395/1400, Dec 1400/1407, March 1490/1494, May 1540/1545, July 1570/1580. Sales at call: 27.

COTTON

LIVERPOOL—Spot and shipment sales amounted to 123 tonnes. A slow movement of supplies continued, without signs of increased activity among buyers. Interest was mainly in specialist qualities grown in the Middle East and North American types.

JUTE

JUTE—C and f Dundee BWC £288, BWD £243, BTB £328, BTC £290, BTD £248; Antwerp c and f BWC £289, BWD £244, BTB £330, BTC £291, BTD £247; c and f Dundee June 40 in 10 oz £10.89, 40 in 7½ oz £8.35; B twills £33.31.

TEA AUCTIONS

LONDON TEA AUCTION—27,244 chests were on offer at yesterday's auction including 400 offshore. A good demand prevailed. Brighter Assams were firm to dearer but others were 1-2p lower with quality. Bright East Africans were well competed for and gained several pence, mediums were fully firm. Plainer Central Africans came to a lower market. Ceylons were firm to dearer, with quality BOPF's a dearer feature. Poor leaf sorts met a restricted enquiry. The small quantity available in the offshore auction showed a dearer tendency. Quotations: quality 127p a kg (127p), medium 108p a kg (108p), plain no quotation (no quotation).

POTATOES

LONDON POTATO FUTURES—Widespread rain over the weekend increased optimism for good yields, which resulted in prices easing rapidly. Book-squaring in thin trade lifted all positions off the lows, reports Coley and Harper. Closing prices: Nov 65.20, —0.80 (high 65.30, low 64.00); Feb 74.00, —0.70 (high 74.00, low 73.10); April 83.80, —1.40 (high 84.10, low 82.90); May 94.30, —1.40 (high 95.00, low 93.00). Turnover 181 (97) lots of 40 tonnes.

MEAT/FISH

SMITHFIELD—Pence per pound. Beef: Scottish killed sides 80.8 to 85.8; English hindquarters 98.5 to 102.0, forequarters 53.0 to 59.0; Ulster hindquarters 98.0 to 101.5, forequarters 52.0 to 58.0. Veal: Dutch Hinds and Ends 117.0 to 122.0. Lamb: English small 74.7 to 82.7, medium 72.0 to 76.0, heavy 70.0 to 72.0; Imported—New Zealand PL 63.0 to 63.5, PM 63.0 to 63.0, YL 60.0 to 61.0. Pork: English, under 100 lb 38.0 to 54.5, 100-120 lb 42.5 to 53.0, 120-160 lb 38.0 to 59.5.

MEAT COMMISSION—Average Fatstock prices at representative markets. GB—Cattle 99.44p per kg lw (—2.70). GB—Sheep 157.81p per kg est dcw (—23.17). GB—Pigs 68.93p per kg lw (—7.77).

GRIMSBY FISH—Supply good, demand fair. Prices at ship's side (unprocessed) per stone: Shelf cod £3.50-£4.60, codlings £3.50-£4.00; medium haddock £3.70-£4.20, small £1.80-£2.80; medium plaice £4.80-£5.20, best small £3.60-£4.20; large skinned dogfish £5.00, medium £3.50; large lemon soles £8.00, medium £6.00; rockfish £1.40-£2.50; saithe £2.00-£2.70.

COVENT GARDEN—Prices for the bulk of produce, in sterling per package except where otherwise stated. Imported Produce: Oranges—Cypriot: 15 kg Valencia Lates 3.20-3.50; Jaffa: 20 kg Valencia Lates 56 6.25, 60 6.25, 75 6.25, 88 5.85, 105 5.50, 123 4.85, 144 4.50, 168 4.50; Moroccan: 16 kg Valencia Lates 48/113 3.80-6.50; Outspan: Navels 40 5.25, 48 5.26, 56 5.80, 72 5.55, 88 4.85, 112 4.25, 138 3.80, 150 3.30. Lemons—Spania: trays 5 kg 40/50 1.40-1.80; Jaffa: 16 kg 90/123 3.20-4.00; Outspan: 15½ kg 80/180 4.50-5.20. Grapefruit—U.S.: 16/17 kg Florida Ruby 8.80-9.00; Cypriot: Small cartons 17 kg 3.20-5.00; Jaffa: 20 kg 27 4.25, 32 4.45, 36 4.55, 40 4.90, 48 5.25, 56 5.30, 64 5.15, 75 4.85, 88 4.00; South African: 27 4.10, 32 4.30, 36 4.45, 40 4.80, 48 4.80, 56 4.95, 64 4.65, 72 4.30. Ruby same as White. Apples—French: Golden Delicious 18 kg 8.00-11.50; Tasmanian: Golden Delicious 11.00-12.00, Jonathan 11.00-11.50.

English Produce: Potatoes—Per 56-lb, White 5.00, Red 4.80-5.50, King Edwards 5.00-5.50. Per pound new 0.14-0.16. Mushrooms—Per pound, open 0.30-0.50, closed 0.50-0.60. Apples—Per pound, Bramley 0.30-0.34. Lettuce—Per 12, round 1.00-2.00, Webb's 2.00. Onions—Per 55-lb, 40/80 mm 3.00-4.50. Spring Onions—Per bunch 0.18. Spring Cabbage—Per 25-lb 1.00-1.50. Carrots—Per 28/28-lb 3.80-4.00. Beetroots—Per 28-lb, round 1.00-1.20, long 1.20. Rhubarb—Per pound, outdoor 0.10-0.12. Leeks—Per 10-lb 1.20-1.60. Cucumbers—Per package 3.50-4.60. Greens—Per 30-lb Kent 0.80-1.50. Tomatoes—Per 12-lb box D/E 4.80. Cauliflowers—Per 12 Kent 5.00-7.00, Lincoln 1.00-3.00. Asparagus—Per pound 0.60-1.30. Strawberries—Per 8-oz 0.30-0.50, 4-oz 0.20-0.30. Raspberries—Per 4-oz pack 0.50-0.70. Gooseberries—Per pound 0.40-0.50. Celery—Per 12/30 3.00-4.00. Broad Beans—Per pound 0.15-0.20. Marrows—Each 0.40-0.60.

U.S. group's $60m bond withdrawn as prices slide

BY ALAN FRIEDMAN

THE Michigan-based gas pipeline group, American Natural Resources, which last Wednesday launched a $60m seven-year Eurobond through Goldman Sachs, withdrew the issue last night.

The decision to withdraw the bond was made during a day which saw Eurodollar bond prices marked *down* by up to one point. Euro D-mark bond prices were off ½ point and Swiss franc foreign bond prices fell by around ¼ point.

Mr David Watkins, a vice-president of Goldman Sachs, said the 15⅝ per cent discount-priced American Natural Resources issue was withdrawn in view of the state of the market. "The company and Goldman Sachs have decided to postpone the issue due to extremely unsable market conditions," he said.

The current market would not allow "*a successful placement at realistic levels,*" according to Mr Watkins. Market managers believed that only 25 per cent of the paper had been sold as of yesterday.

The Eurodollar market suffered one of its worst days in weeks yesterday as investors stayed away and dealers simply moved paper off their books in *order to avoid losses. Dealers* appeared to be circulating paper to one another, however, a practice which one described as "unhealthy."

The reasons for yesterday's sharp markdown are the same which plagued the market last week: uncertainty over dollar interest rates, the continuing U.S. budget impasse and the burden of around $1bn of unsold paper which has piled up during the past few weeks.

Eurocurrency deposit rates all moved higher; the six-month Eurodollar rate closed at 14$\frac{15}{16}$ *per cent, up* $\frac{1}{16}$. *The D-mark* rate closed $\frac{1}{16}$ per cent higher at 8$\frac{11}{16}$ per cent, while the Swiss franc rate closed ⅜ point higher at 5$\frac{11}{16}$ per cent.

The $75m LASMO floating rate note and sterling warrant issue was launched as scheduled by Goldman Sachs — the only new issue of the day. Canon's $50m convertible continued to *do poorly, selling at a discount* of 2½-3 per cent.

In Frankfurt, Deutsche Bank has brought the City of Copenhagen to market with a DM 75m ten-year issue with a 9¼ per cent coupon priced at 99½ to yield 9.33 per cent. Deutsche Bank is also leadong a DM 75m private placement for Renault; the coupon is 9¾ per cent *atpar on* this five-year paper.

In Switzerland the Export Development Corporation of Canada is placing Sw Fr 100m to Sw Fr 150m privately through Swiss Bank Corporation. The 6½-year paper bears a 6½ per *cent coupon.*

Sweden loan package increased

BY PETER MONTAGNON, EUROMARKETS CORRESPONDENT

SWEDEN has introduced a new $300m tranche to the loan package it is currently arranging from international banks, bringing total value of the package to $1.1bn.

Unlike the original $800m portion, which is priced over *U.S. domestic rates, the new* tranche is linked to Eurocurrency deposit rates. It bears a margin over London interbank offered rate (Libor) of ⅜ *per cent for seven years.*

Lenders may, however, choose to extend the facility for a further three years, in which case the margin rises to ½ per cent. The new tranche is coordinated by Chase Manhattan and Morgan Guaranty, but bears a strong Japanese flavour.

Co-lead managers are Bank of Tokyo, *Dai-Ichi Kangyo*, Mitsubishi Bank and Sumitomo Bank which will act as agent. There is also a seven-strong management group comprised entirely *of Japanese banks.*

The new tranche enhances Sweden's flexibility as to source of funds. It is a multi-currency facility that revolves for the *first five years. The previous* $800m portion also revolves for the first four years.

It thus offers Sweden a considerable choice on timing and *nature of drawdowns in individual* currencies, which effectively offsets some of the cost of borrowing over the expensive U.S. prime and certificate of deposit rates.

Sweden will pay a commitment fee of $\frac{3}{16}$ per cent for the Eurocurrency portion. Repayments will begin after five years on the basis of twice-yearly payments of 10 per cent. If lenders decline to extend the loan, 60 per cent would fall due on maturity after seven years.

The $800m portion of the package has already proved to be one of the most successful Eurocredit operations this year. Also co-ordinated by Chase and *Morgan, it* was raised from an original $500m because of heavy demand and provides for a margin of ⅜ per cent over U.S. prime rate. Lenders may also choose at the outset to lend at margins ranging from 80 to 85 basis points over the adjusted rate for 90-day certificates of deposit.

The success of the transaction and the introduction of a new Libor tranche reinforces the suspicions of many bankers that European credits are being favoured at the moment because of the disarray of the market for Latin American borrowers

FT INTERNATIONAL BOND SERVICE

The list shows the 200 latest international bond issues for which an adequate secondary market exists. For further details of these or other bonds see the complete list of Eurobond prices which will be published next on Wednesday June 16. Closing prices on June 7

U.S. DOLLAR STRAIGHTS	Issued	Bid	Offer	Change on day	Change on week	Yield
Aetna Life 15 86/97	150	100¾	101¼	−0½	−1¼	14.84
Amax Int. Fin. 16¼ 92	75	101⅞	102¼	−1¼	−2½	15.82
Amex O/S Fin. 14¾ 89	75	96⅞	96⅞	−0⅛	−1⅝	15.07
APS Fin. Co. 16⅛ 89	75	101⅛	101⅝	−0⅛	−1⅛	15.83
ATT 14⅛ 89	400	101¾	102¼	−0½	−1⅛	13.77
Baker Int. Fin. 0.0 92	225	126⅞	26⅝	−0⅛	−1¼	14.70
BHP Finance 14⅛ 89	150	97⅝	98¼	−0⅛	−0⅝	15.22
Bk. Amer. NT SA 12 87	200	91⅛	91⅝	−0½	−2	14.53
Bk. Montreal 14½ 87	100	97⅝	98	−0⅛	−1⅝	15.17
Bque. Indo Suez 15 89	100	97⅝	98⅛	−0⅛	−0⅝	15.61
British Col. Hyd. 14⅜ 89	200	98⅝	99⅛	−0½	−2¼	14.97
Burroughs Int. 15⅝ 88	50	102	102½	−0⅛	−1⅛	15.09
Canadair 15½ 87	150	100¼	100⅝	−0⅛	−1½	15.32
Canadian Pac. 14⅝ 92	75	97	97½	−0⅛	−2	15.17
Carolina Power 16½ 89	60	101⅞	102⅜	−0⅛	−2½	15.90
CIBC 16 87	100	101	101½	−0⅛	−1½	16.55
Citicorp O/S 15 84/92	100	99¾	100¼	−0⅛	−0⅞	14.92
Citicorp O/S 15½ 85/97	125	100¾	100¾	−0½	−1⅛	15.16
CNA 15⅞ 97	75	99¾	100¼	−0½	−1⅛	15.84
Con. Illinois 15⅛ 89	100	101⅛	101⅝	−0⅛	−1½	15.35
Duke Pwr. O/S 15½ 89	60	99¾	100½	−1⅛	−2⅞	15.50
Dupont O/S Cap. 0.0 90	300	35	35½	−0⅛	−1⅛	14.55
ECSC 14⅞ 87	50	98⅝	99⅛	−0⅛	−0⅞	15.05
EIB 15½ 89	150	99⅝	100½	−0½	−1⅛	15.48
Eksportfinans 14⅝ 89	50	97	97½	−0½	−1⅛	15.15
Gen. Elec. Credit 0.0 92	400	27	27½	−0½	−2⅛	14.35
Gen. Elec. Credit 0.0 93	400	24⅝	24⅞	−0⅛	−1⅛	14.00
Getty Oil Int. 14 89	125	97⅛	97⅝	−0½	−1⅝	14.56
GMAC O/S Fin. 16 88	150	101⅝	101⅞	−0½	−1⅛	15.48
GMAC O/S 15¾ 85/97	100	98⅝	99⅛	−0½	−1	15.70
GMAC O/S Fin. 15 89	125	97⅛	97⅝	−2	−1⅛	15.63
GMAC O/S Fin. 15 87	100	97½	98	−0⅛	−1	15.67
Gulf Canada Ltd 14⅜ 92	100	98⅝	99⅛	−0½	−1⅛	14.92
Gulf Oil 14⅛ 94	175	98⅛	98⅝	0	−1	14.50
Gulf Oil Fin. 0.0 92	300	26⅞	27⅜	−0⅛	−1⅞	14.39
Gulf States O/S 16 90	60	99⅝	99⅞	−0⅞	−1⅞	16.11
Int.-Am. Dv. Bk. 15⅛ 87	55	98⅝	99⅛	−0⅛	−1⅛	15.33
Japan Dev. Bk. 15½ 87	50	102⅜	102⅞	−0⅛	−1⅛	14.62
New Brunswick 16⅛ 89	75	102⅜	102⅞	−0⅛	−2⅜	15.57
Ontario Hydro 14⅜ 89	150	99⅞	100⅜	−0½	−1⅛	14.70
Pac. Gas & El. 15⅛ 89	80	102⅞	103⅜	−0⅛	−0⅞	14.94
Pac. Gas & El. 15½ 89	45	101⅝	102⅛	−0⅛	−1⅝	15.00
J. C. Penney Gl. 0.0 94	350	20⅝	21	−0⅛	−1⅛	14.39
Philips Petrol 14 89	200	95⅝	96⅛	−0⅛	−1⅛	14.95
R.J. Rynlds. O/S 0.0 92	400	26⅝	27	−0⅛	−1⅛	14.58
Saskatchewan 16 89	125	102⅞	103⅜	−0½	−1⅛	15.21
Shell Canada 14⅜ 92	125	97½	98	−0⅛	−1⅛	14.81
Spain 15⅜ 87	100	99½	100⅛	+0⅛	−0⅛	15.74
Superior O/S Fin. 14 89	125	94⅛	94⅝	—	—	15.33
Swed. Exp. Cr. 15⅜ 89	100	98⅝	99⅛	−0⅛	−1	15.48
Swed. Exp. Cr. 14⅝ 90	100	95⅜	95⅞	−0½	−1⅛	15.74
Swed. Exp. Cr. 0.0 94	200	20⅜	20⅞	0	−1⅛	14.37
Union Carbide 14⅜ 89	150	99⅛	99⅝	−0⅛	−1½	14.88
Wells Fargo I. F. 15 87	75	99⅛	99⅞	−0⅛	−2⅞	15.06
World Bank 15⅝ 88	250	99½	100	−0⅛	−1½	15.26
World Bank 14⅜ 87	500	96⅝	97⅛	−0⅛	−1⅛	15.18

Average price changes... On day −0½ on week −1½

DEUTSCHE MARK STRAIGHTS	Issued	Bid	Offer	Change on day	Change on week	Yield
Asian Dev. Bank 9¼ 92	150	99	99¾	−0¼	−0½	9.34
Australia 9½ 91	300	102⅝	103⅛	−0⅛	−0⅞	8.88
Australia 9⅛ 91	200	102⅝	103⅛	−0⅛	−0⅞	8.85
Barclays O/S In. 8½ 94	100	96⅛	96⅝	—	—	8.88
Canada 8½ 89	200	100½	101	−0⅛	0	8.35
Comp. Tel. Esp. 10½ 92	100	100⅞	101⅜	0	−0⅛	10.29
Cred. Foncier 8⅝ 92	100	97½	98⅛	—	—	9.08
Denmark 10 88	100	100⅝	101⅛	0	−0⅞	9.80
Denmark 10⅛ 92	100	101⅝	102⅛	0	0	9.78
EDF 9⅞ 92	100	100⅝	101½	−0⅛	−0½	9.72
EEC 9¾ 94	200	102⅝	103⅛	0	−0⅛	9.31
EIB 8⅞ 92	100	96⅝	97	—	—	8.90
Int.-Am. Dev. Bk. 9 92	150	98⅝	99⅛	−0⅛	−0½	9.15
Ireland 10⅛ 86	100	101⅞	102⅜	0	+0⅛	9.46
Nacnl. Financiera 11 90	150	98⅜	99⅞	0	−0½	11.05
Nat. West. 9⅞ 92	100	103⅞	104⅜	+0½	−0⅛	9.17
OKB 9⅞ 86	150	101⅞	102⅜	−0⅞	−0⅛	9.25
Philip Morris 8¾ 90	100	99⅝	99⅞	—	—	8.29
Quebec 10⅛ 92	150	103⅝	104⅛	−0½	−0⅛	9.46
Renfe 10 92	100	99⅝	100⅛	−0⅛	−0⅛	10.02
Tauernautobahn 9⅞ 94	50	102⅝	103⅛	−0⅛	−0⅛	9.45
World Bank 9½ 89	100	101⅞	102⅜	+0⅛	+0⅛	9.03
World Bank 8½ 92	200	97⅜	98⅛	—	—	8.83

Average price changes... On day −0⅛ on week −0⅝

SWISS FRANC STRAIGHTS	Issued	Bid	Offer	Change on day	Change on week	Yield
Air Canada 6⅛ 92	100	101	101⅛	—	—	6.09
Asian Dev. Bank 7 92	100	100½	100⅝	—	—	6.91
Aucalsa 7⅜ 92	80	98⅝	99⅛	−0⅛	+0½	7.90
Australia 6½ 94	100	103½	103⅞	−0½	+0⅛	6.06
Cse. Nat. l'Energie 7 92	100	101½	101⅞	−0¼	−0⅞	6.77
CFE-Mexico 8⅛ 92	50	99	99⅛	−0⅛	+0⅛	8.38
Co-op. Denmark 8⅜ 92	25	104⅛	105	−0⅛	−0⅛	7.64
Crown Zellrbch. 6⅜ 92	100	102	102⅛	−0⅛	0	6.45
Europarat 7⅛ 92	100	101⅝	102	—	—	6.98
First City Fin. 8⅛ 92	25	103⅛	104	+0⅛	+0⅛	7.66
Ind. Fond Finland 6⅜ 92	30	98⅞	99	—	—	6.91
Kobe City 6⅛ 92	100	101⅛	101⅝	—	—	5.95
Kommunlane 7⅛ 92	35	101	101½	+0⅛	+0⅛	7.09
Manitoba 7 92	100	105	105⅛	−0⅛	−0⅛	6.27
Mitsui OSK 6½ 92	100	100⅞	101⅛	−0⅛	−0⅛	6.36
National Pwr. Co. 8 92	30	104	104⅛	0	+0⅛	7.38
Nippon T. and T. 6⅝ 92	100	103⅛	103½	0	+0⅛	6.15
OKB 7⅛ 92	100	104	104⅛	−0⅛	−0⅛	7.14
Ost. Postspar 7½ 92	100	104	104⅝	0	+0⅛	6.90
Philip Morris 6½ 92	100	104	104⅛	+0⅛	−0⅛	6.06
Philip Morris 6¼ 94	100	102	102⅛	—	—	6.00
Quebec 7⅛ 92	100	105⅞	105⅞	−0½	+0⅛	6.59
Renfe 7⅛ 92	80	100	100⅛	—	—	7.73
Sekisui Pre. 6⅞ 92 WW	70	104⅛	105	0	+0½	5.11
Soc. Lux. de Cnt. 8½ 92	80	106⅛	107	+1⅛	+0⅞	7.00
Vorarlberg Kraft 6⅜ 92	50	102⅛	102⅞	−0⅛	+0⅛	6.36

Average price changes... On day −0⅛ on week +0⅛

YEN STRAIGHTS	Issued	Bid	Offer	Change on day	Change on week	Yield
Asian Dev. Bk. 8⅛ 91	15	100	101	+0½	+0⅛	8.16
Int.-Amer. Dev. 8⅞ 91	15	101½	102½	−0⅛	−0⅛	8.54
Japan Airlines 7⅞ 87	9	96⅛	96⅝	−0⅛	−1⅛	8.80
New Zealand 8⅛ 87	15	99⅝	100⅛	+0⅛	−0⅛	8.31
World Bank 8⅛ 92	20	99⅝	100	+1⅛	−0⅞	8.42

Average price changes... On day +0⅛ on week −0½

OTHER STRAIGHTS	Issued	Bid	Offer	Change on day	Change on week	Yield
Bell Canada 16 89 C$	100	†96⅛	96⅝	—	—	16.81
Can. Pac. S. 16⅜ 89 C$	50	†98⅛	98⅝	−0⅛	−1	16.72
Crd. Foncier 17⅛ 89 C$	30	†99⅜	99⅞	−0⅛	−1	17.22
Hudson Bay 17 89 C$	40	†99⅜	99⅞	−0½	−1	17.23
Q. Hyd. 16½ 89 (My) C$	50	†98⅛	99⅛	0	0	16.74
Quebec Prov. 16½ 89 C$	50	†98½	99	—	—	16.75
Simpsons 16⅜ 89 C$	40	†97	97⅝	0	−0⅛	17.40
U. Bk. Nwy. 9½ 90 EUA	18	†89½	90½	−0½	−0⅛	11.50
Amro Bank 10 87 Fl	150	98⅞	99⅜	−0½	−0⅛	10.12
Bk. Mees & H. 10 87 Fl	75	98⅞	99⅜	−0⅛	−0⅛	10.26
Eurofima 10½ 89 Fl	50	100⅝	101⅛	−0⅛	−0½	10.27
Ireland 10½ 87 Fl	75	99	99½	—	—	10.67
Phil. Lamps 10⅛ 87 Fl	100	100½	101	0	−1	10.03
World Bank 10 87 Fl	150	98⅞	99⅜	−0⅛	−0⅛	10.30
OKB 14 86 FFr	400	92⅞	93⅜	−0⅛	−0⅛	16.76
Solvay et C. 14⅜ 86 FFr	200	91⅞	92⅜	−0½	−0½	17.66
Acona 14 85 £	20	96	97	+0⅛	+0⅛	15.27
Beneficial 14⅛ 90 £ (D)	20	89⅝	90⅛	0	+0⅞	16.51
BNP 13½ 91 £	15	93½	94½	+0½	+0⅛	14.73
CECA 13½ 88 £	20	95⅞	96⅜	+0⅛	+0⅛	14.51
Fin. Ex. Cred. 13⅛ 86 £	15	95⅝	96⅛	+0½	+1	15.11
Gen. Elec. Co. 12½ 89 £	50	93	94	+0⅛	+0⅛	14.02
Hiram Walker 14⅞ 86 £	25	98⅛	99⅛	+0½	+0⅛	14.65
Privatbanken 14½ 88 £	12	94½	95⅛	0	+0⅞	15.87
Quebec 15½ 87 £	35	102⅛	103⅛	+0⅛	+0⅛	14.65
Reed (Nd) NV 16⅛ 89 £	25	103⅞	104⅞	0	+1⅛	15.60
Royal Trustco 14 88 £	12	98⅝	99⅛	+0⅛	+0⅛	14.34
SDR France 15½ 92 £	30	100⅛	100⅝	0	+0⅛	15.39
Swed. Ex. Cr. 13⅛ 86 £	20	98⅝	99⅛	+0½	+0⅞	14.19
Eurofima 10½ 87 LuxFr	500	95⅞	96⅞	0	0	11.40
EIB 9⅛ 88 LuxFr	600	92⅛	93⅛	−0⅛	−0⅛	11.54

FLOATING RATE NOTES	Spread	Bid	Offer	C.dte	C.cpn	C.yld
Allied Irish 5⅛ 92	0⅛	98¼	98⅝	15/10	15.69	15.93
Bank of Montreal 5⅛ 91	0⅛	99	99½	29/10	15⅛	15.24
Bk. of Tokyo 5⅛ 91 (D)	0⅛	98⅞	99⅛	10/6	13⅛	13.38
Bk. Nova Scotia 5⅛ 93	0⅛	99⅛	99⅝	29/10	15⅛	15.20
BFCE 5⅛ 88	0⅛	99⅛	99⅝	28/10	15	15.08
BFCE 5⅛ 87	0⅛	99⅛	99⅞	27/7	16⅛	16.31
Caisse Nat. Tele. 5⅛ 90	0⅛	99⅛	99⅝	21/10	15⅛	15.83
CCCE 5⅛ 2002	0⅛	98⅝	98⅞	11/6	14.82	15.02
Co-Ban Eurofin 5½ 91	0⅛	99	99½	14/10	16	16.12
Credit Agricole 5⅛ 97	0⅛	99⅛	99⅝	24/9	15.44	15.53
Credit Lyonnais 5⅛ 97	0⅛	99⅛	99⅞	1/10	16	16.06
Credit Nat. 5⅛ 84	‡0⅛	98⅝	98⅞	9/6	14.69	14.89
Denmark, Kngdm. of 92	0$\frac{3}{16}$	99⅛	99⅝	25/8	15.44	15.55
Den Norske Cred. 5½ 93	0⅛	98	98½	4/12	15	15.27
Ind. Bank Japan 5⅛ 88	0⅛	99⅛	99⅝	12/11	14½	14.57
Ireland 5⅛ 89/94	0⅛	†98⅞	99	25/11	14⅝	14.94
Kansallis Osake 5½ 92	0⅛	99⅛	99⅝	8/11	15.31	15.39
Lloyds Eurofin 5⅛ 93	§0⅛	99⅛	99⅝	29/10	17⅛	17.21
Long Term Cred. 5⅛ 92	0⅛	98⅞	98⅞	29/11	14⅝	14.83
J. P. Morgan 5⅛ 97	§0⅛	98⅝	99⅛	12/8	14⅝	14.77
Nat. West. Fin. 5⅛ 91	§0⅛	99⅛	99⅝	15/7	15.19	15.28
New Zealand 5⅛ 87	0⅛	99½	100	7/10	15.56	15.60
Nippon Credit 5⅛ 90	0⅛	99⅛	99⅝	10/8	16.06	16.15
Offshore Mining 5⅛ 91	0⅛	99	99½	2/12	14.19	14.29
PKbanken 5 91	0⅛	99	99½	17/6	14½	14.48
Scotland Int. 5⅛ 92	0⅛	98⅝	99⅛	23/9	15⅛	15.53
Sec. Pacific 5⅛ 91	0⅛	99⅛	99⅞	24/11	15	15.06
Societe Generale 5⅛ 95	0⅛	99⅛	99⅝	1/9	15.31	15.41
Standard Chart. 5⅛ 91	0⅛	98⅞	99⅛	18/11	14⅞	15.01
Sumitomo Fin. 5½ 88	0⅛	99½	100	9/8	16	16.04
Sweden 5⅛ 89	0⅛	99⅛	99⅝	26/8	15.31	15.41
Toronto Domin'n 5⅛ 92	0⅛	98⅝	99⅛	11/8	16⅛	16.48

Average price changes... On day 0 on week 0

CONVERTIBLE BONDS	Cnv. date	Cnv. price	Bid	Offer	Chg. day	Prem
Ajinomoto 5⅛ 96	7/81	933	84⅛	85⅝	−2	2.49
Bow Valley Inv. 8 95	4/81	23.12	99	100½	−0½	63.60
Bridgestone Tire 5½ 96	3/82	470	82	83½	−0⅛	−3.04
Canon 6⅛ 95	1/81	829	87⅛	89½	−4⅛	4.75
Daiwa Secs. 5½ 96	12/81	513.3	†84	86	0	9.21
Fujitsu Fanuc 4½ 96	10/81	5641	86	88	−3⅛	7.06
Furukawa Elec. 5⅛ 96	7/81	300	90	91½	−3	−5.19
Hanson O/S Fin. 9½ 96	8/81	1.38	†94	95	0	−8.11
Hitachi Cable 5⅛ 96	2/82	515	85⅞	87⅛	−3½	1.95
Hitachi Cred. Cpn. 5 96	7/81	1612	81	83	+3	13.31
Honda Motor 5½ 97	3/82	841	79⅛	80⅛	−3⅞	−2.54
Inchcape 8 95	2/81	4.55	†58½	60	0	18.42
Kawasaki 5⅛ 96	9/81	229	61⅛	62⅝	−1⅛	2.63
Marui 6 96	7/81	846.4	101½	103	−2	0.82
Minolta Camera 5 96	10/81	826.4	81	62½	−0⅛	20.99
Minorco 9⅛ 97	5/82	8.16	†86½	87½	−0⅛	35.84
Murata 5⅛ 96	7/81	2168	66⅛	67⅛	−1⅛	11.79
NKK 6½ 96	7/81	188	72	73½	−4⅛	−22.11
Nippon Chemi-C. 5 91	10/81	919	62	64	−1	15.68
Nippon Electric 5⅛ 97	2/82	846	89⅛	90⅛	−3⅛	1.78
Orient Finance 5⅛ 97	3/82	1205	91⅞	93⅛	−2⅛	8.59
Sanyo Electric 5 96	10/81	652	68½	70	−2	12.49
Sumitomo Elec. 5½ 97	3/82	577.3	86½	88	−1½	3.18
Sumitomo Met. 5⅛ 96	10/81	296.1	62⅛	63⅞	−1⅛	30.42
Swiss Bk. Cpn. 6⅛ 90	9/80	191	78	80	0	32.55
Konishiroku 6 90 DM	2/82	585	101	102	0	3.55
Mitsubishi H. 6 89 DM	2/82	263	90⅛	91⅛	−1⅛	20.39

* No information available—previous day's price.

† Only one market maker supplied a price.

Straight Bonds: The yield is the yield to redemption of the mid-price: the amount issued is in millions of currency units except for Yen bonds where it is in billions. *Change on week*=Change over price a week earlier.

Floating Rate Notes: Denominated in dollars unless otherwise indicated. Coupon shown is minimum. C.dte=Date *next coupon becomes effective. Spread*=Margin above six-month offered rate (‡ three-month: § above mean rate) for U.S. dollars. C.cpn=The current coupon. *C.yld*=The current yield.

Convertible Bonds: Denominated in dollars unless otherwise indicated. Chg. day=Change on day. Cnv. date= *First date for conversion into shares. Cnv. price*= Nominal amount of bond per share expressed in currency of share at conversion rate fixed at issue. *Prem*=Percentage premium of the current effective price of acquiring shares via the bond over the most recent price of the shares.

© The Financial Times Ltd, 1982. Reproduction in whole or in part in any form not permitted without written consent. *Data supplied by DATASTREAM International.*

$465m takeover by Warner Lambert

By Our New York Staff

WARNER-LAMBERT, the large *U.S.* pharmaceutical company, announced yesterday that it is to buy Imed, a San Diego medical equipment company for $465m.

Mr Ward S. Hagan, Warner-Lambert's chairman and chief executive, said the acquisition was designed to strengthen the company's position in the high technology health care markets.

Imed designs, manufactures and markets electronic medical instruments and associated disposables for intravenous treatments. It has had sales and earnings growth of over 50 per cent a year and is expected to earn about $20m after *tax* this year. Apart from California, it has manufacturing facilities in the UK and Ireland.

Warner Lambert, which is *based in New Jersey*, has been undergoing a major restructuring which has involved the write-off or sale of several unprofitable lines. Sales have shown *little* change in the last three years, and earnings have been highly volatile.

The company described the *acquisition yesterday as* "a key step in Warner-Lambert's strategic restructuring."

Veba acquires stake in U.S. coal producer

By Our New York Staff

VEBA, THE large West German utility and petroleum company, agreed yesterday to acquire a 15 per cent stake in Westmoreland Coal, the oldest independent coal producer in the U.S., for at least $32.5m.

The two companies also signed a *long-term* contract whereby Westmoreland will deliver to two Veba electric utility subsidiaries a total of 220,000 tons of steam coal *next year and 500,000 tons* a year from 1984 to 1994, with periodic price negotiations and escalation for cost increases.

Under the stock purchase agreement, Westmoreland will issue to Veba 1.2m shares of common stock or the equivalent of 15 per cent of *the U.S. company's common* shares outstanding immediately after the transaction.

The price of the stock will be a minimum of $27 a share *and a maximum of $30* a share depending on Westmoreland's 1982 earnings.

Westmoreland said yesterday that Veba will pay the *minimum amount of $32.5m* when the transaction is closed in the middle of next month. Veba will pay the balance next year.

Under the stock agreement, Veba will not be allowed to buy more than an additional 5 per cent of the U.S. company's outstanding *stock in the open market*. At the same time, Veba has granted Westmoreland buy-back rights covering its westmoreland stock in certain *events*.

Westmoreland said the shares deal with Veba was expected to lead to a modest increase of anticipated 1982 *earnings on a per share basis.*

Australia utility places Y10bn samurai bond

TOKYO — The State Electricity Commission of Victoria, Australia, has signed *an agreement in Tokyo* to place privately a Y10bn samurai bond with a syndicate of Japanese banks and securities firms, led by Bank of Tokyo.

The 12-year, 8.5 per cent bond, priced at par, is guaranteed by the State Government of Victoria, with payment on June 16.

Proceeds of the issue will be used to finance a project to build a coal-fired power station at Loy Yang, south east of Melbourne. Co-managers include Mitsubishi Trust and Banking Yasuda Trust and Banking and Yamaichi Securities.

The coupon on the latest Samurai public bond offer, Y20bn for 10 years for Donaukraftwerke of Austria, has been set at 8.5 per cent compared to 8 per cent carried by the last public bond of Y20bn over 10 years for the Australian Government in mid-May.

The price for the Donaukraftwerke bond, signed on Saturday, was set at 99.80 to yield 8.537 per cent to subscribers, compared too 99.95 to yield 8.009 per cent for the Australian issue, reflecting the sharp decline in the Japanese bond market over the past two weeks.

The Austrian issue was *postponed* from May 28 because of a disagreement over issue terms in the light of the bond market's decline in reaction to the expectation that the Government will float additional deficit-covering *bonds later* this year.

Reuter

FORMAL BID FOR 15% OF CITIES SERVICE

$1.1bn credit supports Mesa offer

BY PAUL BETTS IN NEW YORK

MESA PETROLEUM announced yesterday an immediate cash tender offer for 15 per cent of Cities Service shares at $45 a share.

The *cash offer*, worth $544.5m, is the latest twist in the increasingly complex takeover battle between Mesa, a relatively small but profitable *Texas oil* company, *and Cities* Service, the country's 20th largest oil company.

With its cash bid for 12.1m Cities Service shares, Mesa has now tabled two separate offers for the larger oil company. In turn, Cities Service is bidding $17 a share for 51 per cent of Mesa in a $629m deal designed to block Mesa's takeover attempt.

The other Mesa offer involves a friendly offer to Cities Service management worth $50 a share for the whole of the larger company through a two-step transaction worth nearly $3.9bn.

Cities Service's management *has vigorously rejected* Mesa's so-called "friendly" offer, but the company's board of directors is scheduled to consider formally the friendly $50 a share offer at a meeting today.

Mesa also rejected yesterday Cities Service's $17 a share bid for a controlling stake in Mesa as inadequate and not in the best interest *of shareholders*. Most Wall Street analysts regard the Cities Service bid as an initial offer which is likely to be increased as the takeover *battle develops.*

At this stage in the contest, Cities Service appears to have a thin lead in that it made its offer first and has greater financial resources to support it, including a $1.7bn credit line.

Cities Service's *offer* for Mesa is due to expire on June 28 with a withdrawal deadline of June 21 and a probation period deadline expiring on Thursday, June 10. Mesa's cash offer expires on July 2, with a withdrawal deadline of June 25 and the proration period deadline expiring on June 16.

But Mesa has indicated it has already had talks with several as yet unnamed investors *interested in playing a possible role in its* bid for Cities Service. Among these parties, Wall Street believes Mesa has lined up a number of major oil companies interested in either acquiring some of Cities Service's producing assets and undeveloped acreage or possibly, if it came to that, topping Cities Service's bid for Mesa with a friendly deal. Texaco, Gulf Oil, and Mobil are the companies most frequently mentioned together with Southland, Marvin Davis's Davis Oil, and a number of others.

Mesa is being advised by the Wall Street firm of Donaldson, Lufkin and Jenrette, while *Cities Service has turned* to two Wall Street takeover heavyweights, First Boston and Lehman Brothers Kuhn Loeb.

By offering $5 less in its cash bid, Mesa appears to be seeking to put pressure on Cities Service's directors to reconsider its $50 a share friendly offer since it would clearly be *in the interest of shareholders.*

In response to Cities Service's claims that Mesa would be stretched to raise the necessary financing to support a major bid, *Mesa said yesterday it has* arranged a $1.05bn line of credit with a group of banks led by Continental Illinois of Chicago and the Bank of Montreal. Of the $1.05bn, some $550m has been specifically earmarked *for* acquisitions with the balance *for other corporate* purposes.

This would be *sufficient to* finance the cash offer for 15 per cent of Cities Service stock. Should the bid be successful it would give Mesa a 20 per cent stake in Cities Service since the smaller company *already owns 5 per cent* of the larger company's shares.

Mesa also said yesterday that it may buy more than the 12.1m shares of Cities Service if more are tendered. It indicated it would seek additional financing to finance the extra purchases.

By initially bidding for 15 per cent of the company, Mesa appears to want to test the response of Cities Service shareholders to a takeover offer. Wall Street analysts have compared Mesa's strategy to a similar ploy used by Dome Petroleum of Canada when it *acquired last year* 20 per cent of Conoco—a move which later sparked an unprecedented *series of takeovers* in the U.S. energy sector.

Massey-Ferguson in new bid to bolster cash flow

BY ROBERT GIBBENS IN MONTREAL

MASSEY-FERGUSON, the troubled farm equipment manufacturer, *is deferring part of* this year's salary payments to its 3,000 North American staff

The company said that senior employees, or those at director-*level and above, will have* 25 per cent of their salary deferred, while other employees will have 20 per cent deferred.

Refunds of the deferred amounts will be made in October when Massey hopes that North *American business will again* be generating more normal cash.

Massey said the action is required because of poor farm equipment sales in North *America, which call* for "intensified cash conservation."

The salary deferments affect about 2,000 employees in the U.S. and 1,000 in Canada.

Flexi-Van stages growth

BY OUR FINANCIAL STAFF

EARNINGS AT Flexi-Van, the containers and trailers leasing *group, in the second quarter* will be higher than the $4.8m or 65 cents a share in the comparable period, Mr Lewis Rubin, President and chief executive, *told the annual meeting*

Earnings will reflect improved operating results, plus the sales of some tax credits and equipment. "By the end of the second quarter, we will have already *out-performed the full year* 1981 income from continuing operations of $11.9m or $1.06 a share, he said. Net income for 1981 was $4.9m and share earn*ings for the year are not shown* because preferred dividends requirements exceeded net income.

Equity injection thought likely for Harvester UK

BY LISA WOOD

IT IS believed that an equity infusion of at least £7m is being sought by British banks from the U.S. parent of International Harvester UK in the negotiation of a new support package.

Last week Mr Louis Menk, Harvester's new chairman, was quoted as saying in Chicago that he was negotiating an equity infusion for Harvester's UK operation. In 1980 the company lost £12m ($21.6m)—in 1979 it made a profit of £3.3m. Last year's results have not yet been reported.

Talks with the 13-odd banks involved in rescheduling International Harvester's borrowings in the UK are expected to be concluded in the next few weeks *after nearly nine months* of negotiation. It is understood that the £7m which is still negotiable is the minimum amount UK banks are seeking in the re-scheduling of borrowings.

Next month the paent company in the U.S. will represent its new financial plan to some 200 banks. Last year to the banks agreed Harvester's debt restructuring plan provided certain criteria were met. The company; which makes farm and transport eqilpment, and whose losses in the past year reached a record $397.3m compared with a $370m profit the previous year, stated—in November—asked the banks for a change of terms.

Last week the French Government agreed to join a FFr 450m ($73m) aid package for International Harvester's French operation. The seven-year package is designed to keep Harvester in business in France, though "at a reduced level," according to the Chicago headquarters of IH.

The complex involves 11 French banks as well as the Government. In return, Harvester has agreed to inject $11.4m of new capital into the French subsidiary and capitalise between $11.5m and $14.5m of debt.

This announcement appears as a matter of record only.

REPUBLIC OF PORTUGAL

U.S. $300,000,000

MEDIUM TERM LOAN

Lead Managed by

Banco Português do Atlântico — The Bank of Tokyo, Ltd.
Banque Indosuez — Citicorp International Group
Commerzbank Aktiengesellschaft — The Fuji Bank, Limited
Gulf International Bank B.S.C. — IBJ International Limited
Lloyds Bank International Limited — National Westminster Bank Group

Managed by

Banco de Bilbao S.A. — Banco Hispano Americano, S.A.
The Long-Term Credit Bank of Japan, Limited — Société Générale de Banque S.A.–Banque Belge Limited

Co-Managed by

The Mitsubishi Trust and Banking Corporation — Sumitomo Bank Merchant Banking Group

Funds provided by

Banco Português do Atlântico (London Branch) Licensed Deposit Taker — The Bank of Tokyo, Ltd.
Banque Indosuez — Citibank, N.A. — Commerzbank International Société Anonyme
The Fuji Bank, Limited — Gulf International Bank B.S.C. — The Industrial Bank of Japan, Limited
International Westminster Bank PLC — Lloyds Bank International Limited
Banco de Bilbao S.A. — Banco Hispano Americano, S.A.
The Long-Term Credit Bank of Japan, Limited — Société Générale de Banque S.A.
The Mitsubishi Trust and Banking Corporation — Sumitomo International Finance A.G.
Banco Central, S.A. London Branch — Irving Trust Company — Slavenburg Overseas Banking Corporation
Kuwait Real Estate Bank K.S.C. — Banco Pinto & Sotto Mayor — Bank Bumiputra Malaysia Berhad
Caixa Geral de Depósitos Paris — Daiwa Europe N.V. — Williams & Glyn's Bank plc
Banco do Estado de São Paulo S.A. London Branch — Banco Espirito Santo e Comercial de Lisboa London Branch
Banco Totta & Açores-London Branch — Bank fuer Arbeit und Wirtschaft AG — Banque Nordeurope S.A.
Coutts & Co. — Kuwait Pacific Finance Company Limited — Société Séquanaise de Banque

Agent

Citicorp International Bank Limited

May 1982

Cash problems pile up for a Swiss eating chain: **John Wicks** reports

Breathing space for Wienerwald

WIENERWALD HAS been pulled back from the brink. Just as it seemed that its bankers were about to call in their loans, the Swiss-based restaurant and hotels group has been given a further six months breathing space in which to come up with a strategy for survival.

The company and Herr Friedrich Jahn, its owner and founder, have until the end of November to sort out the problems at Wienerwald. As recently as 1980, it was ranked as the third largest catering group in the world, wedged in between McDonald's and Trusthouse Forte, but now it is burdened with weak cash-flow and heavy debts.

Although no formal decision has been taken by Wienerwald's 24 creditor banks—who are owed a total of DM 257m ($109m)—it has become clear over the past few days that the risk of an immediate, large-scale withdrawal of bank finance has been removed.

Until March this year, Weinerwald had been considered one of the great success stories of post-war private enterprise. Herr Jahn, a former Austrian waiter, and his wife, opened a modest chicken restaurant in Munich in 1955. Within nine years, the venture had become a top European restaurant chain: and by 1981 comprised more than 1,400 restaurants, 46 hotels and had a total turnover of SwFr 1.77bn ($870m) in 18 countries.

This expansion is the reason for Wienerwald's current financial difficulties. Although no balance sheet or profit-and-loss account have been published, nearly all earnings appear to have been ploughed back into the business. At the same time, debts totalling DM 257m — one-third of them short-term—were incurred with Swiss and German banks to help pay for an ambitious investment programme centred on U.S. restaurants, the Tourotel chain of hotels in Europe and the German travel agency, Jahn-Reisen.

This subjected corporate liquidity to considerable strain. The American restaurant chains run by International House of Pancakes and Lums, two Wienerwald acquisitions, will show a combined profit of only $2.5m this year, while Jahn-Reisen—since sold—would probably just about have reached break-even in 1982 having cost DM 43m.

The crisis came into the open in March when it became known that two small German banks had called in a total of DM 3m of short-term debt and that other bank creditors were to hold a meeting in Zurich. Herr Jahn, in America with a group of journalists to show the results of the group's $58m investment programme there, denied that Wienerwald had a liquidity problem. He added, however, that difficulties would arise if any further banks asked for early repayment, and hurried back to Europe to put things right.

New management concept demanded

Although the company blamed "ill-founded rumours" for its embarrassment, it accepted a short-term liquidity grant of DM 5m from its banks at the end of March and a subsequent medium-term support of DM 20m. The banks, who undertook to extend their credit lines, demanded a "new management concept" for the group by April 30.

A month proved too short a time for the company to come up with a new policy, though a first step towards restructuring was taken by the sale of the loss-making Jahn-Reisen and the chicken-grill manufacturer, Wiwa - Geraetebau. The creditors, represented by an eight-bank consortium headed by Swiss Bank Corporation, continued their attempts after April 30 to reach a lasting agreement.

By the end of May, however, the consortium was on the verge of breaking-up in disarray. Largely because of the resignation of Herr Klaus Reindl from the company. Herr Reindl had re-joined the management of the important German division of Wienerwald on April 1—only to leave again at the end of last month. With Herr Jahn absent in the U.S. looking for financial backing, the consortium dissolved.

Then came the unexpected breakthrough. Although Wienerwald was confronted by the collapse of the consortium and the daunting task of negotiating with each individual bank, it managed to get almost all of them together once more in Zurich last week. The bankers saw that the company needed what one of them called a "breathing space" to get itself sorted out, and those present favoured a pact on outstanding debt until November 30, with payment of interest but no repayment of principal.

However, it is not certain whether all creditors will agree to this; Bank vom Linthgebiet, a small Swiss regional bank, is quoted in a Zurich newspaper as saying that parts of a SwFr 4.6m credit have been called in.

Wienerwald is understood to have promised the banks that it will concentrate its future business thrust on its restaurant operations. The six months' grace period is needed for divestments, among other things. Since Jahn-Reisen and Wiwa as the main non-restaurant activities have already been sold, this presumably means a thinning-out in the hotel sector. At present, the group operates 31 "Wienerwald" hotels, 12 "Tourotels" and two holiday hotels in Majorca, as well as being franchisee of a Travelodge near San Francisco airport owned by Trusthouse Forte.

An international firm of auditors has been appointed to inspect the financial situation, and Wienerwald has said it will soon present its first consolidated balance sheet.

It remains to be seen to what extent the new trading approach will affect the position of Mr Jahn as proprietor of a concern he has hitherto run very much on his own. The board of the Swiss holding company is to remain unchanged—though the former parliamentarian, Dr Alfred Weber, has recently resigned and the three remaining directors now have to sign in pairs instead of singly.

Proprietors power likely to change

It seems unlikely that Mr Jahn and his son-in-law and co-director, Herr Guenter Steinberg, will have quite the same power in running the business as in the past. It is also not yet known to what extent, if at all, Herr Jahn has added to the banks' liquidity support with personal funds.

Group profits are said to be up to previous years' levels despite the current recession, the U.S. operations are to be streamlined by the merger of the International House of Pancakes and Lums and funds will accrue from the disposal of franchises. By the end of 1982, two-thirds of all restaurants will have been passed over to franchisees.

At all events, Wienerwald has had to re-think what appears to have been a policy of untrammelled growth. Herr Jahn may still want convincing. "Never again shall I make myself dependent on a bank," he had said bitterly at a recent Press conference.

Montedison suffers record deficit

By James Buxton in Rome

MONTEDISON SPA, the holding company for the giant Italian chemical concern, more than doubled its losses, to L598bn last year—the largest in its history. The loss of the entire group was L619bn ($472.5m).

The holding company loss, which is blamed on bad trading conditions, especially in the petro-chemical and plastics field, and on very high financial charges compares with one of L230.8bn in 1980. The largest previous loss in the company's history was one of L509bn in 1977.

Consolidated turnover for the group was L8,927bn, up 14.7 per cent on 1980. Of this some 22 per cent was exported.

Bad figures had been expected for Montedison, which lost L296bn in the first half of 1981. Yesterday the directors proposed that the loss be covered by existing reserves.

That would take net financial assets down to L756bn as of the end of last year. But with the aid of the recent capital increase of L640bn, the company's net assets have since risen to L1,396bn. The capital increase will substantially reduce the burden of debt charges for the current financial year.

To raise new funds Montedison is to issue through the merchant bank Mediobanca, a convertible bond issue for L200bn. The bonds will be convertible into shares of the profitable Montedison subsidiary, Selm, which runs 22 power stations.

Last year the Montedison group invested L429bn and set aside L500bn for depreciation. It spent L199bn on research.

Montedison which in the late 1960s and early 1970s was regarded as one of the most powerful groups in Italy, has not paid a dividend since 1974. For the past few years, it has been in an almost permanent period of restructuring, involving sales of assets and increasingly drastic attempts to raise productivity.

Last year, the Government decided that the two state holding companies, IRI and ENI, should sell their 17 per cent stake which had given them a majority in the controlling shareholders syndicate to the private sector. It was bought by a consortium of Fiat, Pirelli and the Bononi and Orlando Group.

Yesterday, the company said that thanks to the measures it had taken last year, productive efficiency had improved allowing operating margins for 1981 to be about the same as in 1980 when market conditions were less severe.

Ruhrgas leads consortium in DM 350m gas bid

BY KEVIN DONE IN FRANKFURT

A CONSORTIUM of West German energy companies led by Ruhrgas, the dominant gas importing and distribution company in the Federal Republic, is to take over Salzgitter Ferngas, one of the smaller West German gas transmission companies in a deal understood to be worth between DM 300m and DM 350m ($148m).

Salzgitter Ferngas is a wholly-owned subsidiary of Deutsche Schachtbau- und Tiefbohrgesellschaft, the oil and gas producing subsidiary of Salzgitter, the state-owned steel and mechanical engineering group. The deal has still to be approved by the West German cartel authorities.

For Salzgitter the sale of its gas distribution subsidiary will provide a welcome injection of new funds at a time when heavy losses are being incurred in steel production.

An outright takeover by Ruhrgas would almost certainly have foundered on the opposition of the Federal Cartel Office. The West German gas group has therefore put together a consortium of other energy companies and taken a significant minority holding itself.

Under the planned deal, Ruhrgas will hold directly 24 per cent of the voting rights and 39 per cent of the equity.

In addition, it will take a stake in a holding company together with Thüringer Gas and Gas Union, Frankfurt, which will hold a further 24 per cent of the voting rights and 25 per cent of the equity.

Other companies involved in the takeover will be BEB, a Shell/Esso joint venture, which will hold 13 per cent, and EVG Münster, a gas transmission company in Westphalia, with 13 per cent. In addition a number of local authority energy transmission companies in northern Germany are taking 10 per cent of the capital of Salzgitter Ferngas and 26 per cent of the voting rights.

Profits up despite volume dip

BY OUR FRANKFURT STAFF

RUHRGAS, the leading West German natural gas importing and distribution company, boosted it turnover by 39.7 per cent last year to DM 12.7bn as a result of sharply rising gas prices.

Group after-tax profits also rose by 16.9 per cent to DM 259.9m, despite a drop in volume sales.

Overall energy consumption in West Germany fell by around 4 per cent last year with demand for natural gas dropping by 6.8 per cent to 59.3m tonnes of coal equivalent (tce).

Ruhrgas' own volume sales dropped by 6.5 per cent or 27.8bn kWh (kilowatt hours) to 396.8bn kWh, chiefly because of the growing substitution of natural gas by coal in power generation, and because of falling deliveries to large industrial users.

Ruhrgas' return on sales dropped last year to 2.03 per cent from 2.35 per cent in 1980 continuing the downward trend of recent years. Dr Klaus Liesen, Ruhrgas chief executive, said the company was concerned about the danger of profitability failing to keep in step with sharply rising sales, and the increasing risks of the international gas industry.

"We only sell one product," Dr Liesen said, "and have no possibility of compensating for the risks of this sector through taking advantage of chances offered in other industrial activities."

Ruhrgas, which is owned chiefly by a group of light energy and industrial concerns—a Shell/Esso joint venture, 29.49 per cent, British Petroleum, 25.5 per cent, Ruhrkohle, 17.99 per cent, Mannesmann, 8.16 per cent, Mobil, 7.3 per cent, Estel Hoesch, 4.6 per cent and Texaco 3.49 per cent—is increasing its nominal equity by DM 150m to DM 765m.

The capital increase is being achieved by transforming part of its reserves into equity. The new shares will pay a dividend from the beginning of 1981.

Air Liquide increases net earnings by 14.5%

BY DAVID WHITE IN PARIS

THE RELENTLESS rise in profits at Air Liquide, the French industrial gases group, continued last year, but at a slower rate than in 1980, according to the first consolidated figures released yesterday.

Group net earnings increased by 14.5 per cent to FFr 649m ($105m) after climbing by almost a third in 1980 to FFr 566m.

This reflected a slower rise in consolidated turnover, which reached FFr 12.4bn compared with just over FFr 11bn in 1980 and FFr 8.7bn in 1979.

Earnings per share, excluding extraordinary gains, rose to FFr 37.88 from FFr 33.07, the company said, in an announcement made ahead of today's annual shareholders' meeting.

Since 1977, Air Liquide's profits have virtually doubled on sales increased by 80 per cent.

About three quarters of the group's business is in industrial and rare gases and related applications such as welding.

It also has interests in engineering and chemical products, including fertilisers, but is more specialised than its main U.S. and European competitors.

Solvay sees recovery

By Our Financial Staff

Solvay, the Belgian chemical group, expects to return to profitability in the first half of this year from losses of BFr 752m ($16.85m) in 1981.

Mr Jacques Solvay, chairman, told the annual meeting that the first four months of 1982 have yielded a "comfortable consolidated profit" and that the group result in the first six months would definitely be out of the red.

Vallourec plans FFr 102m rights

BY OUR FINANCIAL STAFF

VALLOUREC, THE steel pipe group, plans to raise FFr 102m ($16.5m) through a one-for-four rights issue at FFr 100 (par) a share. The company's shares were changing hands on the bourse yesterday at FFr 134.

Having run up losses of FFr 63m in 1980, the group is expected to move out of the red for 1981. Its parent company results were back in profit, and group sales for 1981 were 18 per cent ahead.

Further losses for Elkem

BY FAY GJESTER IN OSLO

ELKEM, THE Norwegian mining, metals and manufacturing group, reports a loss of NKr 56m ($9.25m) on operations in the first four months of this year, against a profit of NKr 3m in the same period last year, despite a rise in turnover to NKr 1.33bn from NKr 1.23bn.

The higher sales reflect the acquisition in mid-1981 of five ferro-alloy plants, three in the U.S. and two in Norway, from Union Carbide of the U.S. In 1981 as a whole, Elkem made a loss of NKr 152.5m.

The group blames the poor results on the international recession, combined with high interest rates and cost developments in Norway.

A deficit is also likely for the current four months but the board expects an improvement in results towards the end of the year.

It points out that even a slight increase in the price of ferro-alloys or aluminium would considerably improve group earnings. The sales value of these two products in 1982 is now estimated at NKr 3.9bn.

PLM four-month advance

BY WILLIAM DULLFORCE IN STOCKHOLM

PLM, the Swedish metal can, packaging and waste recovery group, increased earnings from SKr 0.9m to SKr 7.4m ($1.27m) in the first four months. Mr Ulf Laurin, managing director, said that profits are now definitely on the upward path.

Sales climbed by 11 per cent to SKr 844m and all divisions except for paper turned in better results. The operating profit rose from SKr 21.5m to SKr 27.4m but a SKr 9m increase in net interest costs limited the improvement.

The operating profit of PLM PAC, the Swedish consumer packaging unit, rose by nearly SKr 3m to SKr 12.8m. The new aluminium can plant, which has absorbed heavy investments, has a full order book.

The Swedish Riksdag (Parliament) has just approved a plan for the establishment of a special company, owned jointly by PLM and a number of breweries and food retailers, to operate a recycling system for the new aluminium cans. A minimum recycling rate of 75 per cent is to be reached by 1985.

ENERGY RESOURCES & SERVICES INCORPORATED
Net Asset Value
31st May 1982
$7.41
per share (unaudited)

STOCKHOLDERS FAR EAST INVESTMENTS INC.
Net Asset Value
31st May 1982
$1.80
per share (unaudited)

All these Debentures have been sold. This announcement appears as a matter of record only.

CIBC Mortgage Corporation
(A loan company subject to the Loan Companies Act of Canada)

Can.$50,000,000

16½% Guaranteed Debentures due June 1, 1987

Unconditionally guaranteed by

Canadian Imperial Bank of Commerce
(A Canadian chartered bank)

Issue Price 100 per cent.

Interest payable annually on 1st June

Hambros Bank Limited — CIBC Limited
Algemene Bank Nederland N.V. — Bank Brussel Lambert N.V. — Commerzbank Aktiengesellschaft
Continental Illinois Limited — Crédit Commercial de France — Dominion Securities Ames Limited
Dresdner Bank Aktiengesellschaft — Goldman Sachs International Corp. — The Hongkong Bank Group
Kredietbank International Group — Merrill Lynch International & Co. — Nomura International Limited
Salomon Brothers International — Société Générale de Banque S.A. — Swiss Bank Corporation International Limited
Union Bank of Switzerland (Securities) Limited — S. G. Warburg & Co. Ltd. — Wood Gundy Limited
Amro International Limited — Banca Commerciale Italiana — Bache Halsey Stuart Shields Incorporated — Banca del Gottardo
Bank of America International Limited — Bank Cantrade Switzerland (C.I.) Limited — Bank Gutzwiller, Kurz, Bungener (Overseas) Ltd.
Bank Leu International Ltd. — Bank Mees & Hope NV — Banque Générale du Luxembourg S.A.
Banque de l'Indochine et de Suez — Banque Internationale à Luxembourg S.A. — Banque Nationale de Paris
Banque de Paris et des Pays-Bas (Suisse) S.A. — Banque Worms — Baring Brothers & Co., Limited — Bayerische Landesbank Girozentrale
Bayerische Vereinsbank Aktiengesellschaft — Berliner Handels- und Frankfurter Bank — Burns Fry Limited — Cazenove & Co.
Chemical Bank International Group — Creditanstalt-Bankverein — Crédit Lyonnais — Crédit du Nord — Daiwa Europe Limited
DG Bank Deutsche Genossenschaftsbank — European Banking Company Limited — Gefina International Ltd. — Hambro Pacific Limited
Istituto Bancario San Paolo di Torino — Kleinwort, Benson Limited — Manufacturers Hanover Limited — McLeod Young Weir International Limited
Merck, Finck & Co. — Midland Doherty Limited — Mitsubishi Bank (Europe) S.A. — Samuel Montagu & Co. Limited — Morgan Grenfell & Co. Limited
Morgan Guaranty Ltd — Nesbitt Thomson Limited — Nippon European Bank S.A. — Sal. Oppenheim jr. & Cie.
Österreichische Länderbank — Orion Royal Bank Limited — Peterbroeck, van Campenhout & Cie S.C.S.
Pierson, Heldring & Pierson N.V. — Pitfield Mackay Ross Limited — Rabobank Nederland — Richardson Securities of Canada (U.K.) Limited
Skandinaviska Enskilda Banken — Smith Barney, Harris Upham & Co. Incorporated — Sparbankernas Bank
Strauss, Turnbull & Co. — Vereins- und Westbank Aktiengesellschaft — Westdeutsche Landesbank Girozentrale

June, 1982

FINANCIAL HIGHLIGHTS 1981

Our activities include
- short and medium term
- euro-currency loans
- forfaiting and guarantees
- money and foreign exchange trading
- securities and precious metals trading
- acting as trustee
- accepting of deposits
- portfolio management

1980	— in billion Fr —	1981
65,0	Balance sheet total	92,3
28,4	Volume of credits	46,0
31,7	Due from banks	41,1
2,4	Securities	1,8
59,9	Deposits	85,4
2,8	Capital funds	3,0
—	Dividend	6%

* The complete balance sheet as well as the profit and loss account will be published in the MEMORIAL, official gazette of the Grand-Duchy of Luxembourg, edition C.

NORD/LB Norddeutsche Landesbank Luxembourg S.A. 29, Avenue Monterey B.P. no 131 L-2163 Luxembourg
Telephone 472391-1 General Service; 470801-07 Arbitrage; 29241-44 Securities; 472391257 Telecopier; Kable 6000
Telex 2866 NORD/LB General Service; 2263 NORD/LB Dealing; 2889 NORD/LB Credit dept.; Commercial Register Lux. b. 10405

NORD/LB
NORDDEUTSCHE LANDESBANK LUXEMBOURG S.A.

U.S. $15,000,000

IBJ

The Industrial Bank of Japan, Limited
London

Floating Rate London-Dollar Negotiable Certificates of Deposit due 7th December, 1983

In accordance with the provisions of the Certificates, notice is hereby given that for the six month Interest Period from 7th June, 1982 to 7th December, 1982, the Certificates will carry an Interest Rate of 15⅛% per annum. The relevant Interest Payment Date will be 7th December, 1982.

Credit Suisse First Boston Limited
Agent Bank

GENOSSENSCHAFTLICHE ZENTRALBANK AKTIENGESELLSCHAFT
Vienna
U.S. $50,000,000 Floating Rate Subordinated Notes Due 1992
For the three months 8th June, 1982 to 8th September, 1982 the Notes will carry an interest rate of 14⅛ per cent. per annum.
Interest payable on the relevant interest payment date, 8th September, 1982 against Coupon No. 4 will be U.S. $190.87.
Listed on the Luxembourg Stock Exchange.
By: Morgan Guaranty Trust Company of New York, London
Agent Bank

ICI Australia downturn blamed on cheap imports

BY MICHAEL THOMPSON-NOEL IN SYDNEY

ICI AUSTRALIA, in which ICI of the UK has a controlling stake, has reported a lack-lustre performance for the six months to March 31, 1982, with profits after tax but before extraordinary items, 10.5 per cent lower at A$17m (U.S.$17.85m) on external sales of A$637m compared with A$612m.

Earnings per share fell from 10.2 cents to 9.2 cents in the period and the interim dividend is held at 6 cents per share.

The company particularly blamed lower earnings from petrochemicals and plastics for its disappointing interim performance, saying the Australian industry had suffered from "abnormally low priced imports from depressed overseas economies," including Canada and the U.S.

It said provisional anti-dumping measures had been imposed by the government in some product areas, but that intense market pressures continued.

In the full year to last September 30, ICI Australia's net profit before extraordinary items fell by 24 per cent, from A$61.8m to A$46.8m, on sales of A$1.27bn against A$1.2bn. Earnings per share fell from 34.4 cents to 29 cents and the dividend total was held at 15 cents.

In the latest six months period, consolidated profit before income-tax of A$17.5m compared with A$20.7m, minority interests of A$2.6m (same), and extraordinary profits of A$4.46m (nil), was A$37.1m against A$42.3m.

The company said there had been growth in sales of industrial explosives, heavy chemicals and pharmaceuticals, but fertiliser sales had been reduced by drought. Synthetic fibre sales were lower, and demand for textiles and clothing had been subdued.

Sales and profits at the 75 per cent owned ICI New Zealand were ahead, but the 70 per cent owed Dulux Australia earned lower profits.

Tiger and Premier in battle for M and F

By Chris Wilson in Johannesburg

SOUTH AFRICA'S two largest food groups, Tiger Oats and Premier Group, are fighting for control of Monis and Fattis (M and F), a flour milling and pasta manufacturing company which is of considerable strategic importance to both sides.

After attempting to block an earlier R23m ($21.2m) bid for 51 per cent of M and F by Premier, Tiger countered last week with a R31m offer for the same percentage of the equity. Tiger aggressively sought and gained acceptance of its offer at the weekend, but a court action brought by Premier on Sunday night blocked the transfer of M and F's shares to Tiger.

Acceptance of Tiger's offer came from the majority shareholders of Monis Brothers, the unlisted, family-owned company which holds 81 per cent of M and F's equity. Tiger is confident that its higher offer should guarantee an eventual victory, but the legal dispute centres on the question of whether the shareholders of Monis Brothers are legally bound by an earlier agreement with Premier.

Premier is adamant that it already has control of M and F in terms of an agreement concluded with Monis Brother's chairman, Mr John Moni. He can call on the support of holders of 75 per cent of the equity in Monis Brothers and Premier claims he has already signed documents which are binding on the shareholders of the family-owned company.

The Moni family was, however, divided on which offer to accept. Premier's chairman, Mr Tony Bloom, has described Tiger's offer as "an emotional bid" and indicated that Premier is not prepared to raise its price.

Tiger believes that Mr John Moni's acceptance of the Premier offer is not binding on either the minority or majority shareholders of Monis Brothers. Tiger is backed by a dissident family member, Mr Benito Moni, who owns 25 per cent of the equity in Monis Brothers. It has been argued by Tiger that Mr Benito Moni granted Tiger a first option on his Monis Brothers shares several months ago.

Arab banks urged to seek new business

By Peter Montagnon, Euromarkets Correspondent

ARAB BANKS should diversify out of syndicated lending into fee-generating investment banking activities, according to Mr Abdullah Saudi, president of the Bahrain-based Arab Banking Corporation.

"Euroloans are only one activity. Let us not concentrate just on Euroloans," he told a conference in London on Arab Banking and Finance organised by the Arab Bankers' Association.

Arab Banking Corporation would almost certainly do less syndicated lending this year than it did last, Mr Saudi said later. In its first 22 months of operation to December last year, it played a lead management role in loans totalling $20.7bn.

The decision to cut back on this business was only partly due to a need to avoid having "all one's eggs in the same basket," Mr Saudi said. Such factors as risk and profitability also had to be taken into account.

Arab banks generally should step up their efforts in the field of investment banking and corporate finance, he told the conference. In the coming decade this offered the Arab world a chance of more stable foreign exchange income than reliance on oil exports alone.

But he also warned that Arab banks should pay close attention to ensuring that they had an adequate capital base.

Israel Discount Bank to make $16m rights issue

BY L. DANIEL IN TEL AVIV

ISRAEL DISCOUNT BANK, the country's third largest commercial bank is seeking to raise Sh. 362m ($16m) through a rights issue. Holders of A and B shares, of Series 1 options, and of Series B 2 per cent deferred capital notes will be eligible.

The shares will be offered in the proportion of one new share for 18 held at a price of Sh. 18.5 per ordinary A share, which was traded at the beginning of June at 2651 cents.

An increase in the registered capital of the Israel Discount Bank and of Israel Discount Bank Holdings (the parent company which holds 83 per cent of the shares of the bank) is to be considered by extraordinary general meetings on July 13.

Bank Leumi, the country's largest banking concern has announced meanwhile that it too has increased its capital by completing the sale of a tranche of $60m of capital notes issued by its Antilles based affiliate Leumi International Investments. The notes are redeemable in 1989/92. This brings to $395m the total raised by Bank Leumi on the Eurodollar market since 1976 of which $30m has already been redeemed.

United Engineers payout cut after S$19m loss

BY GEORGIE LEE IN SINGAPORE

UNITED ENGINEERS has announced a pre-tax loss of S$19.3m (U.S.$9.2m) for 1981 compared with a profit of S$3.31m on turnover down by 9 per cent to S$169m.

The operating loss was S$13.5m against a profit of S$3.7m and the after tax loss was S$21.8m compared with a profit of S$104,000.

The company mainly blames the downturn on finance charges which soared from S$3.6m in 1980 to S$10.7m. Foreign exchange losses amounted to S$744,000, and an extraordinary loss of S$3.37m makes a total net loss of S$25.13m.

It has been decided to maintain a gross dividend of 7.5 per cent on the cumulative preference shares but the company is cutting down sharply the gross dividend on its ordinary shares from 7.5 cents to 1 cent per share.

The only cheerful news for shareholders, is the announcement of a revaluation of properties owned by the group and an associate company. The surplus of S$75.8m has been transferred to reserves.

ISTITUTO CENTRALE PER IL CREDITO A MEDIO TERMINE

"MEDIOCREDITO CENTRALE"

U.S.$76,000,000

Medium-Term Eurodollar Loan

Pursuant to Italian Law No. 227
as amended and supplemented by Law No. 394

Guaranteed by

The Republic of Italy

PROVIDED BY:

BANCA COMMERCIALE ITALIANA OVERSEAS LIMITED
THE BANK OF TOKYO, LTD.
CRÉDIT COMMERCIAL DE FRANCE
SOCIÉTÉ FINANCIÈRE EUROPÉENNE FINANCE COMPANY N.V.
SFE Group
SPAREBANKEN OSLO AKERSHUS
MORGAN GUARANTY TRUST COMPANY OF NEW YORK
ALGEMENE BANK NEDERLAND N.V.
BANQUE BRUXELLES LAMBERT S.A.
MORGAN GUARANTY FINANCE LIMITED
WELLS FARGO BANK, N.A.

AGENT:

MORGAN GUARANTY TRUST COMPANY OF NEW YORK

This advertisement appears as a matter of record only. *February 1982*

This announcement appears as a matter of record only.

NEW ISSUE April 1982

CAISSE NATIONALE DE L'ENERGIE
PARIS

Swiss Francs 100 000 000

7% Swiss Franc Bonds of 1982 due 1992

with the guarantee of the

French State

SODITIC S.A. CREDIT LYONNAIS FINANZ AG ZÜRICH KREDIETBANK (SUISSE) S.A. NORDFINANZ-BANK ZÜRICH
Bank Heusser & Cie AG Chase Manhattan Bank (Suisse) Crédit Commercial de France (Suisse) S.A.
First Chicago S.A. The Royal Bank of Canada (Suisse) Société Générale Alsacienne de Banque - Groupe Société Générale -
Bank Schoop Raiff & Co. AG Clariden Bank
Banque Scandinave en Suisse Lloyds Bank International Ltd.
Citicorp International Finance S.A.
Hottinger & Cie
Arab Bank (Overseas) Ltd. Armand von Ernst & Cie AG
Banca del Sempione
Banca Unione di Credito Banco di Roma per la Svizzera
Bank Audi (Schweiz) AG
Bank für Kredit und Aussenhandel AG Bank und Finanz-Institut AG
Bank Leumi Le-Israel (Schweiz)
Banque de Commerce et de Placements S.A. Banque de l'Indochine et de Suez, Succursales de Suisse
Banque Louis-Dreyfus en Suisse S.A.
Banque Nationale de Paris (Suisse) S.A. Banque Morgan Grenfell en Suisse S.A.
Banque de Participations et de Placements S.A.
Banque du Rhône et de la Tamise S.A. Caisse d'Epargne du Valais
Banque Worms et Associés (Genève) S.A.
Compagnie de Banque et d'Investissements, CBI CIAL, Crédit Industriel d'Alsace et de Lorraine
Compagnie Luxembourgeoise de la Dresdner Bank AG
- Dresdner Bank International - Succursale de Zürich
Dai-Ichi Kangyo Bank (Schweiz) AG Fuji Bank (Schweiz) AG
Grindlays Bank S.A.
Kleinwort, Benson (Geneva) S.A. Gewerbebank Baden
Nederlandsche Middenstandsbank (Suisse) S.A.
New Japan Securities (Schweiz) AG Hypothekar- und Handelsbank Winterthur
Overland Trust Bank
Philbrobank AG Maerki, Baumann & Co. AG
S.G. Warburg Bank AG Sparkasse Schwyz

This announcement appears as a matter of record only.

NEW ISSUE April, 1982

U.S. $60,000,000

South Carolina Electric & Gas Finance N.V.

15½% Guaranteed Notes Due 1989

Unconditionally Guaranteed as to Payment of Principal, Premium, if any, and Interest by

South Carolina Electric & Gas Company

which will issue its First and Refunding Mortgage Bonds to secure its guarantees

Kidder, Peabody International Limited
Bank Brussel Lambert N.V. County Bank Limited Crédit Lyonnais Deutsche Bank Aktiengesellschaft
Nomura International Limited Orion Royal Bank Limited J. Henry Schroder Wagg & Co. Limited
Société Générale de Banque S.A. Union Bank of Switzerland (Securities) Limited
Algemene Bank Nederland N.V. Amro International Limited Arnhold and S. Bleichroeder, Inc. Julius Baer International Limited
Banca Commerciale Italiana Banca del Gottardo Banco di Roma Bank of America International Limited
Bank Gutzwiller, Kurz, Bungener (Overseas) Limited Bank Leu International Ltd. Bank Leumi le-Israel Group Bank Mees & Hope NV
Banque Arabe et Internationale d'Investissement (B.A.I.I.) Banque Générale du Luxembourg S.A. Banque Indosuez Banque de l'Indochine et de Suez
Banque Internationale à Luxembourg Banque Nationale de Paris Banque Pariente
Banque de Participations et de Placements S.A. Banque Populaire Suisse SA Luxembourg Banque Privée de Gestion Financière BPGF
Banque Scandinave en Suisse Banque de l'Union Européenne Banque Worms Barclays Bank Group Baring Brothers & Co., Limited
Bayerische Landesbank Girozentrale Bayerische Vereinsbank Aktiengesellschaft Bergen Bank A/S Berliner Handels- und Frankfurter Bank
Blyth Eastman Paine Webber International Limited Bordier Overseas Ltd Nassau B.S.L. Underwriters Limited Chase Manhattan Limited
Citicorp International Group Commerzbank Aktiengesellschaft Compagnie de Banque et d'Investissements, CBI
Crédit Commercial de France Crédit Industriel d'Alsace et de Lorraine Credit Suisse First Boston Limited Creditanstalt-Bankverein
Daiwa Europe Limited Darier & Cie Deutsche Girozentrale — Deutsche Kommunalbank — DG BANK Deutsche Genossenschaftsbank Dominick & Dominick Limited Dresdner Bank Aktiengesellschaft
Effectenbank-Warburg Aktiengesellschaft Euromobiliare European Banking Company Limited Genossenschaftliche Zentralbank AG Vienna
Girozentrale und Bank der österreichischen Sparkassen Aktiengesellschaft Goldman Sachs International Corp. Hambros Bank Limited
Handelsbank N.W. (Overseas) Limited Handelsfinanz Bank Heutsch & Co International Hill Samuel & Co. Limited
The Hongkong Bank Group Kleinwort, Benson Limited Kredietbank N.V. La Roche & Co.
Lehman Brothers Kuhn Loeb International, Inc. Lloyds Bank International Limited Lombard Odier International S.A. LTCB International Limited
Merrill Lynch International & Co. Samuel Montagu & Co. Limited Morgan Grenfell & Co. Limited Morgan Guaranty Ltd
Morgan Stanley International Nippon Credit International (HK) Ltd. Norddeutsche Landesbank Girozentrale Nordic Bank PLC
Sal. Oppenheim jr. & Cie. Österreichische Länderbank Pictet International Ltd. Pierson, Heldring & Pierson N.V.
Salomon Brothers International Sanwa Bank (Underwriters) Limited Sarasin International Securities Ltd
Skandinaviska Enskilda Banken Smith Barney, Harris Upham & Co. Incorporated Société Bancaire Barclays (Suisse) S.A. Genève
Société Générale Svenska Handelsbanken Swiss Bank Corporation International Limited
Verband Schweizerischer Kantonalbanken Vereins- und Westbank J. Vontobel & Co.
M.M. Warburg-Brinckmann, Wirtz & Co. S.G. Warburg & Co. Ltd. Westdeutsche Landesbank Girozentrale Williams & Glyn's Bank Limited

WORLD STOCK MARKETS

NEW YORK

Stock	June 4	June 3
ACF Industries	32⅛	32⅛
AMF	15⅝	15½
AM Intn	1¼	1¼
ARA	28	28⅛
ASA	29⅛	29¼
AVX Corp.	16⅞	17⅜
Abbot Labs	29⅛	29⅝
Acme Cleve	17⅜	18
Adobe Oil & Gas	17½	18⅝
Advanced Micro	22¾	24
Aetna Life & Gas	35¾	37⅜
Ahmanson (H.F.)	8⅝	9¼
Air Prod & Chem	28⅞	29¼
Akzona	14¼	13¾
Albany Int	24	25
Alberto-Culv	11¾	12⅛
Albertson's	28⅛	28⅝
AlcanAluminium	16½	17⅛
Alco Standard	20⅞	20½
Alexander & Al	25¼	26
Alegheny Int	25⅞	26¼
Allied Corp	32¾	33¾
Allied Stores	28¼	28¼
Allis-Chalmers	12¾	13
Alpha Portd	11¼	11¼
Alcoa	23⅛	23⅝
Amal. Sugar	40⅛	40¼
Amax	21⅜	21⅛
Amdahl Corp	20⅛	20⅝
Amerada Hess	20⅝	21¼
Am. Airlines	16⅝	17⅛
Am. Brands	39⅛	39⅝
Am. Broadcast'g	35⅜	35⅝
Am. Can	27½	27¾
Am. Cyanamid	27⅜	27⅛
Am. Elect. Powr.	17	17⅛
Am. Express	41⅞	42⅝
Am. Gen. Insnce.	39⅛	39⅝
Am. Hoist & Dk	13¼	13⅛
Am. Home Prod.	35¼	35¾
Am. Hosp. Suppy	40⅞	42⅛
Am. Medical Intl.	19	19⅝
Am. Motors	3⅛	3⅛
Am. Nat. Rescs.	31	31⅛
Am. Petfina	59⅛	59⅞
Am. Quasar Pet.	9	9⅝
Am. Standard	22	22¼
Am. Stores	39¾	39½
Am.Tel. & Tel	51⅛	52
Ametek Inc	27	27¼
Amfac	20⅛	20¼
AMP	54¼	55⅝
Amstar	21⅞	22¼
Amstead Inds	21¾	22½
Anchor Hockg	13¾	14⅛
Anheuser-Bh	48¾	50¼
Archer Daniels	15	15¼
Armco	17⅛	17⅞
Armstrong CK	15¾	15¾
Asamera Oil	7⅛	7⅝
Asarco	19⅝	20⅛
Ashland Oil	23¾	23⅝
Assd. D. Goods	32¼	32¼
Atlantic Rich	40¼	41⅜
Auto-Data Prg	24½	25
Avco	15⅛	16⅛
Avery Intl	24⅛	24¼
Avnet	45½	45¾
Avon Prod	23	24¼
Baker Intl	24¾	26
Balt Gas & El	25⅝	27
Ban Cal	20⅞	20¾
Bangor Punta	16½	16¾
Bank America	16⅜	16⅝
Bank of N.Y.	38⅛	38
Bankers Tst N.Y.	28⅛	28⅝
Barry Wright	15¾	16
Bausch & Lomb	42⅜	42⅞
Baxt Trav Lab	34⅛	34⅛
Beatrice Foods	18⅞	18¾
Beker Inds	5⅝	5⅝
Bell & Howell	19⅜	19⅝
Bell Industries	16⅛	16⅜
Bendix	50⅝	50¾
Beneficial	17⅞	17⅞
Beth Steel	17⅜	17⅝
Big Thee Inds	18⅞	19½
Black & Decker	13½	13¾
Block HR	28⅜	28⅜
Blue Bell	22¾	22⅝
Boeing	16¼	16
Boise Cascade	24¼	24¼
Borden	32⅜	32⅛
Borg Warner	25⅝	25¾
Braniff Intl	½	½
Briggs Stratn	24⅝	24¾
Bristol-Myers	52½	53¾
BP	22⅜	22¼
Brockway Glass	13¾	14⅛
Brown Forman B	36½	38
Brown Grp	32⅛	32¼
Brown & Sharp	13⅞	13⅞
Browng Ferris	30⅛	30⅜
Brunswick	18⅛	18⅛
Bucyrus-Erie	13⅛	13⅜
Burlington Ind	21¼	21⅜
Burlington Nrthn	44⅛	45⅜
Burndy	18¼	18⅝
Burroughs	33⅝	34⅝
CBI Inds	33¾	33¾
CBS	36⅜	37¼
CPC Intl	34⅛	35
CSX	40¾	40⅞
Campbell Red L	10	10
Campbell Soup	34¼	34
Campbell Tagg	23½	23⅝
Canal Randolph	33⅜	31¾
Can. Pacific	20⅜	20¾
Carlisle Corp	21½	22½
Carnation	31¼	31⅛
Carp Tech	34	34¼
Carter Hawley	12⅝	12¾
Caterpillar	37	38⅛
Celanese Corp	47⅞	48¼
Centel	28⅞	29
Centex	19½	20⅞
Central & Sw	15⅝	15⅝
Central Soya	11⅛	11⅛
Certain-teed	11⅝	11⅞
Cessna Aircraft	15⅝	15¾
Champ Home Bld	2¾	2¾
Champ Int	13	13⅛
Champ Sp Plug	7¾	7⅞
Charter Co	9	9¼
Chase Manhatt'n	40⅛	42¼
Chemical NY	30¾	31⅝
Chesels Pond	33	33⅝
Chicago Pneum	14¾	14¼
Chrysler	6⅛	6
Chubb	40½	41
Cigna	36¾	38⅛
Cincinnati Mil	20⅝	21⅛
Citicorp	25	25¾
Cities Service	38⅛	36½
City Invest	22½	23⅛
Clark Equipment	19	19½
Cleve Cliffs Iron	18⅛	19¼
Clorox	13⅝	14
Cluett Peaby	17¼	17⅛
Coca Cola	33½	33⅛
Colgate Palm	16⅞	17½
Collins Aikman	11½	12¼
Colt Inds	22⅝	24

Stock	June 4	June 3
Columbia Gas	31⅛	31¾
Columbia Pict	70⅞	71
Combined Int	20⅝	20⅞
Combustn. Eng	26½	27
Cmwlth. Edison	22	22
Comm. Satellite	54	55
Comp. Science	12	12⅛
Cone Mills	32⅛	32
Conrac	23¾	24
Cons Edison	35¼	35⅞
Cons. Foods	32¼	31¾
Cons Freight	34¾	34⅝
Con. Nat. Gas	43⅝	43⅞
Conmuer Power	17½	17⅝
Cont. Air Lines	4⅛	4⅛
Conti. Corp	24⅛	23¾
Conti. Group	27⅛	27⅝
Conti Illinois	26⅛	26⅛
Conti. Telep	15¾	15⅞
Control Data	24	25¼
Cooper Inds	29	30⅛
Coors Adolph	11	11⅛
Copperweld	15½	15⅞
Corning Glass	46¾	47⅝
Corroon Black	20½	20⅛
Cox Broancast'g	26⅞	27⅞
Crane	22⅝	22¾
Crocker Nat	27½	27⅛
Crown Cork	23⅞	23¾
Crown Zell	19⅞	19⅛
Cummins Eng	32⅝	33
Curtiss-Wright	43	43⅜
Damon	7⅛	7⅛
Dana	26⅞	27½
Dart & Kraft	51⅞	52⅜
Data Gen	25	26
Dayton-Hudson	35⅜	35⅛
Deere	25⅞	26¼
Delta Air	31⅝	32⅛
Denny's	23½	24
Dentsply Intl	23⅝	23⅝
Detroit Edison	12¼	12⅜
Diamond Intl	39¾	40⅛
Diamond Shank	18⅝	18⅞
DiGiorgio	9	9¼
Digital Equip	71⅝	72⅛
Dillingham	10¼	10⅛
Dillon	22⅜	22¾
Disney (Walt)	53⅞	54⅝
Dome Mines	8¼	8⅜
Donnelly (RR)	40½	41⅛
Dover Corp	21	21⅛
Dow Chemical	21	21⅝
Dow Jones	43⅛	43¼
Dresser	18¾	18⅝
Dr. Pepper	12⅝	12¾
Duke Power	22⅛	22¼
Dun & Brad	67⅜	68⅜
Du Pont	33⅜	33¼
EG & G	17⅝	17⅛
Easco	18⅝	18⅝
Eastern Airlines	5⅛	5⅝
Eastern Gas & F.	18⅛	18½
Eastman Kodak	71	72⅛
Eaton	29	29⅜
Echlin Mfg	11⅞	12⅜
Eckherd Jack	17½	17¾
Electronic Data	28½	28
Elect. Memories	4	4
El Paso	19½	20
Emerson Elect	43⅝	43⅞
Emery Air Fgt	8	8
Emhart	34	34
Engelhard Corp	22	22⅛
Enserch	19¼	20
Esmark	46¼	46
Ethyl	18⅞	19
Evans Prod	10⅛	10
Ex Cell O	22⅝	22¾
Exxon	27⅞	28¼
FMC	24	24¾
Faberge	15⅝	17⅜
Fedders	3⅜	3⅝
Federal Co	22¾	22¾
Federal-Mogul	20⅛	20⅜
Fed. Nat. Mort	9¼	9⅝
Fed. Paper Brd	19¾	19⅞
Fed. Resources	0⅞	0⅞
Fed. Dep. Stores	41⅛	41⅞
Fieldcrest Mi	22⅝	22⅛
Firestone	10⅜	10½
1st Bank System	30	30½
1st Charter Fin	10	10¼
1st Chicago	15⅛	16¼
1st City Bank Tax	24¾	25
1st Interstate	28⅛	28½
1st Mississippi	9½	9¾
1st Nat. Boston	23	24
1st Penn	3⅜	3¼
Fisons	6⅛	6
Fleetwood Ent	14½	15
Flexi-van	16⅝	16⅜
Florida Pwr & L	31⅝	31⅞
Ford Motor	22	22⅜
Foremost Mck	29⅞	30¼
Foster Wheeler	11⅝	11¾
Freeport McM	16	16⅜
Fruehauf	19⅛	19½
GAF	11⅛	11⅛
GATX	25⅝	25⅞
Gannet	32¾	32¾
Geico	16⅝	16⅞
Gen Am Invest	14⅞	14⅞
Gen Cinema	40¾	40¾
Gen Dynamics	25⅝	26⅜
Gen Electric	60⅝	60⅞
Gen Foods	36⅞	36⅞
Gen Instruments	33⅞	35
Gen Mills	39⅞	40¾
Gen Motors	43¼	44⅛
Gen Pub Utilities	4¾	4⅞
Gen Signal	34½	34¾
Gen Telep Elec	27	27⅜
Gen Tire	20	20⅛
Genesco	4	4⅛
Genuine Parts	34⅞	33⅝
Georgia Pac	14⅜	15
Geosource	42½	44½
Gerbes Prod	29½	29¾
Getty Oil	50½	51⅝
Giddens Lewis	16	16¼
Gillette	31⅝	32
Global Marine	11¾	11⅝
Goodrich (BF)	19½	19⅝
Goodyear Tire	22⅞	22¾
Gould	22⅞	24
Grace	34⅞	35⅞
Grainger (W.W.)	38	38⅞

Stock	June 4	June 3
Gt. Atl. Pac. Tea	5¾	5⅞
Gt. Basins Pet	2¼	2⅛
Gt Nthn.Nekoosa	31¾	32
Gt. West Financl	11⅝	11⅞
Greyhound	13⅛	13½
Grumman	27	27¼
Gulf & Weston	14¼	14½
Gulf Oil	32½	33
Hall (FB)	26	26¾
Halliburton	28⅝	29⅝
Hammermill Ppr	24¼	24⅜
Handleman	12¼	12¾
Hanna Mining	30⅞	30⅞
Harcourt Brace	13⅝	13½
Harris Bancp	26¼	26
Harris Corp	24¾	25⅛
Harsco	17	17
Hecla Mining	7⅝	7⅝
Heinz (HJ)	31¼	31¾
Heller Intl	17¼	17⅜
Hercules	18¼	18½
Hershey	40¾	41
Heublein	36¾	37
Hewlett Pkd	41¾	42⅞
Hilton Hotels	33¼	33⅞
Hitachi	26¾	27
Holiday Inns	27½	27⅝
Holly Sugar	51¼	49¾
Homestake	20¼	20¼
Honeywell	66	67
Hoover	9⅛	9⅛
Hoover Uni	15⅝	15⅝
Hormel Geo.V	22	21⅞
Hospital Corp	28¼	29⅝
Household Intl	17⅛	17⅞
Houston Inds	19¼	19¼
Hudson Bay Mng	11¼	11⅛
Hughes Tool	21¼	23⅛
Humana	22¼	22¾
Husky Oil	5⅛	5⅝
Hutton (EF)	24⅝	25⅛
IC Inds	28⅝	29
IU Int	12⅛	12⅛
Ideal Basic Ind	13⅛	13
Ideal Toy	12	11⅞
ICI ADR	5¾	5⅝
Imp Corp Amer	6⅛	6¼
INCO	9⅛	9⅝
Ingersol Rand	44½	44¾
Inland Steel	19⅞	20
Intel	30	30½
Inter First Corp	22⅝	22⅝
Interlake	27⅛	27⅛
Inter North	27	27⅛
IBM	60¼	61⅛
Intl. Flavours	19⅝	19¾
Intl. Harvester	3⅝	3¾
Intl.Income Prop	9	9
Intl. Paper	35	35⅜
Int. Rectifier	11⅛	11⅛
Intl.Tel & Tel	23¼	23⅝
Irving Bank	34½	35⅜
James (FS)	19⅞	20
Jeffn-Pilot	25⅝	26¼
Jewel Cos	33¾	33¾
Jim Walter	18	18⅝
Johnson-Contr	20⅞	21⅛
Johnson & Jns	39⅜	40
Johnthan Logan	13⅝	14⅝
Joy Mnf	21⅛	21⅝
K. Mart	17⅝	17¾
Kaiser Alum	12⅛	12⅝
Kaiser Steel	24¾	22⅛
Kanab Services	14⅝	15⅝
Kaufman Brd	7¼	7½
Kay Corp	9¼	9⅛
Kellogg	24	24⅛
Kennametal	26	27
Kerr-McGee	27⅞	28⅛
Kidde	20⅝	20¾
Kimberly-Clark	60⅛	60
King's Dept St	2¼	2¼
Knight Rdr. Nws	28⅛	28⅛
Koppers	14⅛	14¼
Kroehler	7⅞	8⅛
Kroger	30⅝	30⅜
LTV	11⅝	12⅛
Lanier Bus. Prod	15⅜	15¾
Lear-Siegler	23¼	24
Leareway Trans	26⅝	26¾
Lenox	36	35⅞
Levi Strauss	23	23
Levitz Furntr	24	24⅛
Libby Owens Fd	22⅝	22⅝
Lily (Eli)	61½	62⅝
Lincoln Nat	40¾	42⅛
Litton Inds	39⅜	39¾
Lockheed	46⅞	48¼
Loews	86⅛	86⅛
Lone Star Inds	20	19⅞
Longs Drug Strs	28⅞	28¾
Louisiana Land	26¼	27
Louisiana Pac	15¼	15⅞
Lowenstein	27⅞	26⅝
Lubrizol	19¼	19½
Lucky Strs	13⅛	13
M/A Com. Inc	20	20¼
MCA	56⅝	58⅜
MacMillan	14⅝	14⅝
Mac	34⅝	35¾
Mfcrs Hanover	27½	28⅝
Manville Corp	9⅞	10
Mapco	28	28⅞
Marine Mid	18	18⅝
Marriott	36⅝	37½
Marsh McLean	33⅝	33¾
Marshall Field	29¾	29¾
Martin Mtta	25⅝	27⅛
Maryland Cup	36¼	36¼
Masco	31	31¼
Massey Fergn	2	2
Mass Multi.Corp	18⅛	18⅜
Mattel	17	17¼
May Dept. Strs	27½	28⅜
Maytag	26⅞	27
McCulloch	9⅛	9¼
McDermott (JR)	20⅝	20⅝
McDonalds	67½	67⅜
McDonnell Doug	34¾	35
McGraw Edison	26¾	27⅛
McGraw-Hill	50⅞	50⅝
McLean Trukg	12⅜	12⅜
Mead	16½	17
Media Genl	35	36¼
Medtronic	43½	43¾
Mellon Natl	28⅛	29⅜
Melville	46⅞	47⅜
Mercantile Sts	62¼	62½
Merck	72⅝	73¼
Meredith	59⅛	59⅛
Merrill Lynch	25¼	26

Stock	June 4	June 3
MGM	8⅛	8⅛
Metromedia	201½	200
Milton Bradey	18¼	18¾
Minnesota MM	49¼	51
Missouri Pac	58¼	60
Mobil	24⅛	24⅝
Modern Merchg	10⅝	10¼
Mohasco	10¾	10⅝
Monarch M/T	15	15
Monsanto	62⅜	63⅞
Moore McCmrk	19⅛	20
Morgan (JP)	49½	50¼
Motorola	57¾	59⅛
Munsingwear	13	12¾
Murphy (GC)	10¾	10¾
Murphy Oil	22½	23⅝
Nabisco Brands	33⅝	34¼
Nalco Chem	23	23¾
Nat. Can	16	16⅝
Nat. Detroit	20¾	20⅞
Nat. Dist. Chem	20⅛	20¾
Nat. Gypsum	18¾	19⅛
Nat. Medical Ent	13⅛	13⅞
Nat. Semiconductr	19⅞	20¾
Nat. Service Ind	25¼	25⅛
Nat. Standard	10	10⅛
Nat. Steel	16⅝	16⅞
Notomas	17¾	18⅜
NCNB	13	13
NCR	45⅜	46
New England El	27⅛	28
NY State E & G	17⅛	17
NY Times	38⅝	39
Newmont Mining	32⅝	32⅝
Nieg. Mohawk	14	14
NICOR Inc	28	28¼
Nielsen (AC) A	45⅝	46¼
NL Industries	20⅛	20⅝
NLT	25	25⅛
Norfolk Southern	—	43¾
Nth. Am. Coal	28	29¼
Nth. Am./Philips	36½	37
Nthn. State Pwr	27¾	28
Northgate Exp	3⅜	3⅝
Northrop	49¼	48¼
N West Airlines	25¾	26½
NWestBancorp	19⅞	19⅛
Nwest Inds	58⅛	61⅛
Nwestn Mutual	9⅜	9⅜
Nwest Steel W	16⅜	16⅛
Norton	31¼	31⅜
Norton Simon	17⅞	18¼
Occidental Pet	19½	20⅛
Ocean Drill Exp	19¾	19⅞
Ogden	22⅝	22¾
Ogilvy & Mrth	33¼	33¼
Ohio Edison	13⅛	13⅛
Olin	19¼	19⅝
Omark	14⅛	14⅝
Oneck	29½	29¼
Outboard Marine	22¾	23⅞
Overseas Ship	15¼	15½
Owens-Corning	18	18⅝
Owens-Illinois	24⅛	25
PHH Group	20⅛	20
PPG Inds	31	32¼
Pabst Brewing	20	20½
Pac. Gas & Elect	24⅛	24⅜
Pac. Lighting	25⅛	25
Pac. Lumber	18	18⅛
Palm Beach	15	15¼
Pan. Am. Air	3⅛	3⅝
Pan. Hand Pipe	29½	29⅝
Parker Drilling	12¼	12½
Parker Hanfn	17¼	17¼
Peabody Intl	5¾	6
Penn Central	26⅝	27¼
Penney (JC)	35⅛	34⅞
Pennzoil	34¼	35⅞
Peoples Energy	8⅛	8⅛
Pepsico	37¼	37¼
Perkin Elmer	19¼	19⅛
Petrie Stores	22⅛	22¼
Petrolane	14	14⅝
Pfizer	52⅛	53⅝
Phelps Dodge	22⅜	22⅞
Phila Elect	14⅝	14⅜
Philbro Sal'n Inc	22⅞	23⅜
Philip Morris	48¾	49⅛
Phillips Pet	31	31⅛
Pillbury	42¾	43
Pioneer Corp	19½	20⅛
Pitney-Bowes	28¾	28⅞
Pittston	14⅝	15⅜
Planning Res'ch	6¾	7
Plessey	78⅛	78⅛
Polaroid	18⅛	19
Potlatch	21⅝	21¾
Prentice Hall	27¼	27
Proctor Gamble	83½	84⅜
Pub. Serv. E & G	19½	19⅝
Pub. S. Indiana	22	21¾
Purex	29¼	29⅝
Purolator	32½	32⅝
Quaker Oats	39⅞	40
Quanex	8⅞	9⅛
Questor	13¾	13¾
RCA	18⅝	19¼
Ralson Purina	13⅝	13⅝
Ramada Inns	5⅛	5⅛
Rank Org. ADR	2¾	2¾
Raytheon	33⅝	34⅛
Reading Bates	14¾	15
Redman Inds	11¾	12
Reeves Bros	68⅜	68½
Reichhold Chem	11	11¼
Republic Steel	17⅞	17⅞
Rep of Texas	29	29⅛
Resch Cottrell	11	11⅝
Resort Intl A	17½	18
Revco (DS)	25¾	25⅝
Revera Copper	9½	9⅝
Revlon	30	30¼
Rexnord	9¾	9½
Reynolds (RJ)	44¼	45¾
Reynolds Mtls	20	20⅛
Rite Aid	30¼	30¼
Roadway Expa	34½	35
Robbins (AH)	12¾	12¾
Rochester Gas	14⅛	14
Rockwell Intl	28¾	29
Rohm & Haas	49	51
Rollins	13¾	13⅞
Rolm	27⅝	28¼
Roper Corp	10¼	10¼
Rowan	9⅞	9⅞
Royal Crown	17⅞	18¼
Royal Dutch	34⅛	34½
Rubbermaid	38¼	38¼
Ryan Homes	13⅜	13⅜
Ryder System	27¾	27¾
SFN Companies	18	18
SPS Technol,gies	12½	12¼
Sabine Corp	33	34
Safeco	34⅜	34⅝
Safeway Stores	28⅞	29¼
St. Paul Cos	40½	40¾
St. Regis Paper	22¼	22⅞
Sante Fe Inds	15	15⅛
Saul Invest	7¼	7⅜
Saxon Indus	1⅝	1⅝
Schering Plough	29⅛	29

Stock	June 4	June 3
Schlitz Brew	17	16⅞
Schlumberger	40½	42
SCM	22½	22⅞
Scott Paper	14¾	15¼
Seacon	22⅝	23¼
Seagram	50½	51⅝
Sealed Power	29¾	29⅝
Searle (GD)	33⅝	34
Sears Roebuck	18¾	19
Security Pac	31⅛	31⅝
Sedco	29⅜	30
Shell Oil	37⅛	37⅝
Shell Trans	29⅞	29⅞
Sherwin-Wms	22⅞	23¼
Signal	17	17⅛
Signode	47⅝	48
Simplicity Patt	8⅛	8¼
Singer	12	12⅛
Skyline	13¾	14¼
Smith Intl	27¼	28¼
Smith Kline Beck	65	66⅝
Sonesta Intl	10	10
Sony	13¾	14
Southeast Bankg	15¼	15½
Sth. Cal. Edison	32	31¾
Southern Co	12⅛	12⅜
Sthn. Nat. Res	26	26⅛
Sthn. N. Eng.Tel	43⅝	43¾
Sthn. Pacific	30⅝	31½
Southlands	30¾	31¾
S.W. Bancshares	23¼	23
Sperry Corp	22¾	23¼
Spring Wills	27	27
Square D	25⅝	25⅝
Squibb	34¾	34⅞
STD Brands Paint	24⅞	24½
Std Oil Clifornia	33⅝	33⅞
Std Oil Indiana	43⅛	44⅛
Std Oil Ohio	36⅛	37
Stanley Wks	13⅛	13⅜
Stauffer Chem	19¾	22
Sterling Drug	22⅜	22⅞
Stevens (J.P.)	15⅝	15⅛
Stokely Van K	26⅞	29¼
Storage Tech	21⅛	22⅞
Sun Co	36¼	35⅞
Sundstrand	27½	28
Superior Oil	28¾	29⅝
Super Val Strs	16¾	16⅞
Syntex	33½	34¼
TRW	47⅝	47⅝
Taft	29⅛	30⅞
Tampax	33¾	34¾
Tandy	26⅝	27⅝
Teledyne	102⅝	106¼
Tektronix	51	52⅛
Tenneco	25⅝	26
Tesora Pet	18¾	18⅞
Texaco	29⅛	29⅝
Texas Comm. Bk	33¼	33⅝
Texas Eastern	46⅛	46¾
Texas Gas Trn	24	24¼
Texas Instr'm'ts	79¾	84¼
Texas Oil & Gas	27⅝	28
Texas Utilities	22¾	22⅞
Textron	19¼	19⅞
Thomas Betts	49¾	50⅜
Tidewater	21⅞	21⅞
Tiger Intl	7⅝	7⅝
Time Inc	28⅞	28¾
Times Mirror	39¼	39½
Timken	51¼	51⅝
Tipperary	8⅛	9
Tonka	20½	20¾
Total Pet	10	10¾
Trane	30¼	30¾
Transamerica	19⅛	19⅛
Transway	20¼	20⅛
Trans World	20¼	20
Travelers	41⅝	42⅛
Tricentrpl	7⅝	7⅝
Tri Continental	17¾	17⅞
Triton Energy	14¼	14⅛
Tyler	14	14⅛
UAL	17⅝	17⅛
UMC Inds	7¾	7⅞
Unilever N.V.	56⅛	58⅛
Union Camp	42⅝	42⅛
Union Carbide	43¼	43¼
Union Oil Cal	35	35⅝
Union Pacific	35½	36¾
Uniroyal	7¾	7⅞
Untd. Brands	9¼	9⅛
Unt. Energy Res	32⅛	32¾
US Fidelity G	39¾	40⅛
US Gypsum	25⅛	27¼
US Home	11¾	12⅛
US Inds	9⅞	9⅞
US Shoe	31¾	32
US Steel	21¼	21⅞
US Surgical	21¼	22
US Tobacco	43½	43⅛
US Trust	36	36
Utd. Technolgs	35⅝	36
Utd. Telecomms	18⅝	18⅛
Upjohn	42⅛	42⅛
VF	44⅛	44⅝
Varian Assocs	33⅝	34
Vernitron	10	10⅛
Virginia EP	12⅞	12⅞
Vulcan Matris	43¼	43¾
Walker (H) Res	13⅛	13⅝
Wal-Mart Stores	49	49¾
Warnaco	31⅞	32
Warner Comms	46¼	47⅛
Warner-Lambt	22⅛	22⅛
Washington Post	33⅛	33⅛
Waste Mangt	30⅛	30¾
Weis Mkts	27	26¾
Wells Fargo	20⅝	21¼
W.Point Peppl	22⅛	21⅞
Western Airlines	3⅛	3⅝
Westn. Nth. Amr	10	10¼
Westinghouse	24⅜	24⅞
Westvace	19¾	19⅝
Weyerhaeuser	24	24⅞
Wheelobratr F	29¼	29½
Wheeling Pitts	15	14
Whirlpool	28	28⅝
White Consoltd	26⅝	26
Whittaker	22⅞	23
Wickes	30	3
Williams Co	14⅛	15¼
Winn-Dixie Str	36½	38⅝
Winnebago	6⅛	6
Wisc Elec Power	31	31⅛
Woolworth	18⅛	18⅝
Wrigley	31⅝	31½
Wyly	8⅞	9
Xerox	30⅝	31
Yellow Frt Sys	10⅞	10⅞
Zapata	16	16⅝
Zenith Radio	11¼	11⅞

Wall St above worst at 1pm

STOCKS ON Wall Street were weaker at mid-session yesterday, although above earlier lows, while trading was relatively light as many investors moved away from the market amid a background of high U.S. interest rates and a worsening economy.

The Dow Jones Industrial Average, which fell 11.52 on Friday to a 2½-month low, was only a net 2.18 lower at 802.80 at 1 pm after touching 800.70 at the 11.00 am calculation. The NYSE All Common Index was down 22 cents at $63.20, after $63.03, although declines still led advances at mid-session by a three-to-one ratio. Turnover came to 30.21m shares at 1 pm.

Yesterday morning, Continental Bank of Philadelphia raised its prime rate back up to 16½ per cent from 16, leaving only two major banks—Citibank and First National Bank of Boston—at the lower level.

Also weighing on the market was a report by the nation's purchasing managers that the economy suffered a dramatic decline in May and Israel's invasion of Lebanon over the weekend. A decline in the Bond market was also siphoning funds away from stocks.

Oil Drilling stocks, one of the weakest groups in the market last week, continued to decline. Active Schlumberger shed ⅛ to $40⅜, Baker International ¼ to $24½ and Geosource ⅜ to $41⅛.

Cities Service and Mesa Petroleum were both active. Mesa started its tender offer for 15 per cent of Cities Service's stock at $45 a share and rejected Cities Service's offer for up to 37m Mesa shares at $17m each. Volume leader Mesa rose ⅛ to $18⅝ and Cities Service lost 1¼ to $36⅞.

However, several Oil stocks received a boost from last week's news that the UK has raised the price of North Sea oil. Atlantic Richfield rose $1¼ to $41½, Standard Indiana $⅞ to $44, Superior $⅝ to $29⅜. Shell $⅜ to $37⅞, Union Oil California $⅛ to $35⅞ and Phillips $⅛ to $31⅛.

THE AMERICAN SE Market Value Index was down 1.57 at 257.41 at 1pm. Volume 2.79m shares.

Canada

A further broad decline occurred in thin early dealings. The Toronto Composite Index receded 8.2 to 1,452.5 at noon, Oil and Gas 37.8 to 2,486.2, Golds 7.6 to 1,826.4 and Real Estate 110.2 to 3,333.2.

Tokyo

Most shares lost fresh ground in very thin trading, reflecting investor worries over the renewed weakness of the yen against the U.S. dollar, Wall Street's fall on Friday to a 2½-month low and the conflicts in the Middle East and Falkland Islands.

The outcome of the Versailles summit of industrialised nations had little bearing on trading, dealers added.

The Nikkei-Dow Jones Average, which declined 13.07 in the Saturday half-day session, fell 45.08 yesterday to 7,242.39. The Tokyo SE index slipped 2.67 to 542.24, while volume on the First Market reached only 130m shares, against last Friday's 190m.

Selling depressed prices in many sectors, including Light electricals, Motors and Precision Instruments, but Heavy Electric Machine Makers made gains, with Hitachi firming Y7 to Y670.

Toyota Motor eased Y30 to Y1,040, Nippon Electric Y12 to Y794, Sony Y40 to Y3,360, Canon Y9 to Y776 and Victor Y80 to Y2,260.

Germany

A widespread retreat took place in quiet trading, the Commerzbank index weakening 8.3 to 692.0.

A report last Friday of lower incoming orders from abroad hurt export-orientated issues, while a weak Bond market took its toll on interest rate-sensitive shares. The Versailles summit provided no stimulus and the Hamburg State elections were indecisive, dealers commented.

Among Engineerings, Linde lost DM 5 to DM 272, GHH DM 3 to DM 184.50 and Deutsche Babcock DM 3.50 to DM 192.50.

Paris

French and foreign shares were broadly lower in moderate trading as the market responded bearishly to new Mid-east tensions and inconclusive results of the seven-nation economic summit at Versailles.

In lower Metals, Vallourec eased FFr 3.5 to FFr 134 after announcing a one-for-four rights issue at FFr 100 per share.

Hong Kong

Stock prices went into a fresh slide yesterday in further thin trading, with the market index threatening to break through a support level and possibly move much lower.

The Hang Seng Index closed 23.88 weaker at 1,337.48. Turnover on the four exchanges totalled HK$206.44m, little changed from last Friday's HK$207.34m.

Brokers said that Friday's sharp setback on Wall Street and a weaker Hong Kong dollar contributed to the bearish trend. They added that the weaker currency means that the cut in local prime rate just a week ago may now be in jeopardy, or at least stalled where it is.

Analysts said that the market is likely to test the 1,330 level for the index, considered a support level, and if it fails to hold that point, the market may be headed to well below 1,300.

Among the leaders, Cheung Kong lost 40 cents to HK$16.50, Hutchison Whampoa 30 cents to HK$16.50, Hongkong Land 20 cents to HK$7.90 and Swire Pacific "A" 30 cents to HK$11.30.

Singapore

The market accelerated its recent retreat yesterday. In addition to the depressing effect of Friday's Wall Street fall and yesterday's weakness on the Honk Kong stock exchanges, Singapore shares were weighed down by reports that neighbouring Malaysia plans to trim development spending by 1.5bn to 2bn ringgits this year, representing a 10 to 20 per cent cut.

The Singapore Straits Times Industrials Index receded 14.74 to 727.81.

Political and economic news from Malaysia, one of Singapore's biggest trading partners, weighs heavily on the latter's stock market where many Malaysian companies are listed.

Components of the 30-stock Straits Times Index showed some of the sharpest losses. Motor Distributor Cycle and Carriage dipped 20 cents to S$2.75, while Straits Trading, part of the OCBC stable, fell 30 cents to S$5.75.

MUI and Selangor Properties, two Malaysia-based companies with large property interests who are both subject to frequent bouts of speculation, dipped 14 cents to S$3.38 and 21 cents to S$4.84 respectively.

Australia

Shares generally declined afresh yesterday in further light trading, with the sharp fall on Wall Street on Friday and bearish trading in commodities in London last week further dampening sentiment.

The Australian All Ordinaries index closed 5.3 lower at 492.6, while the Oil and Gas index shed 8.0 to 467.7, Metals and Minerals 4.4 to 351.5 and Industrials 5.8 to 651.5.

However, brokers said that if metal prices in London firmed yesterday in response to the Israeli invasion of southern Lebanon, this would ease pressure on Australian Mining issues.

BHP closed at its lowest level since April 21 with a 14 cents loss to A$7.56, while ANZ Banking dipped 7 cents to A$3.83. ICI Australia eased 4 cents to A$1.61 on announcing lower first-half profits.

The Jackson oil field partners were mainly lower. Claremont declined 6 cents to 73 cents, Santos 6 cents to A$5.30, Vamgas 10 cents to A$7.70 and CSR 7 cents to A$2.88.

Closing prices for North America were not available for this edition.

CANADA

Stock	June 4	June 3
AMCA Intl	16	16
Abitibi	16	16
Agnico Eagle	6⅜	6⅜
Alban Alumin	20½	21¼
Algoma Steel	30⅛	31
Asbestos	11¾	11⅝
Bk Montreal	20⅛	20¼
Bk Nova Scotia	21½	21⅝
Basic Resources	2.60	2.85
Bell Canada	19⅝	19⅜
Bow Valley	14¾	14¾
BP Canada	27	28
Brascan A	16⅛	16⅝
Brinco	3.50	3.50
B. C. Forest	9	9
CIL Inc	22	22¼
CadillacFairview	7⅝	7⅝
Can Cement	9	9
Can NW Lands	21⅛	21⅛
Can Packers	30½	30½
Can Trusco	23⅛	23½
Can Imp Bank	19¾	20¼
Cdn Pacific	25⅛	25¾
Can P. Ent	14¼	14⅝
Can Tire	34½	35
Chieftain	18½	19
Cominco	35⅜	35⅛
Cons Bathst A	14⅛	14⅛
Cont. Bk.Canada	6¾	6¾
Coseka Res	4.60	4.95
Costain	6⅛	6⅛
Daon Devel	3.10	3.00
Denison Mines	19⅝	19⅝
Dome Mines	10⅝	10⅝
Dome Petroleum	6½	6¾
Dom Foundries	32¼	32⅝
Dom Stores	15¾	15⅝
Domtar	15⅞	16⅝
Falcon Nickle	46½	47
Genstar	13	13⅜
Gt. West Life	200	200
Gulf Canada	13⅞	14⅞
Gulf Stream Res	2.40	2.50
Hawk Sid. Can	8¼	8⅜
Hollinger Argus	25⅛	26¼
Hudson Bay Mng	14⅜	14¼
do. Oil & Gas	18¼	19
Husky Oil	6⅛	6⅝
Imasco	38¼	38¼
Imp Oil A	23	23⅝
Inco	11⅜	11¾
Indal	9⅝	10
Inter. Pipe	16¾	17
Mac Bloedel	19½	19⅝
Marks & Spencer	10	10⅛
Massey Ferg	2.55	2.55
McIntyre Mines	28	28½
Mitel Corp	16¾	17¼
Moore Corp	35	35¼
Nat. Sea Prods A	7¼	7½
Noranda Mines	14	14¼
Nthn. Telecom	48½	47¾
Oakwood Pet	10¼	10⅜
Pacific Copper	1.55	1.50
Pan can Petrol	67	68
Patino	21	21
Placer Dev	11⅞	12⅛
Power Corp	9⅜	9¾
Quebec Strgn	2.45	2.41
Ranger Oil	7	7¼
Reed Stenhs A	12	11⅞
Rio Algom	30¼	31
Royal Bank	20¼	20⅜
Royal Trusco A	15	15¼
Sceptre Res	4.85	5
Seagram	63⅛	63⅝
Shell Can Oil	17	17⅛
Steel of Can. A	18¾	19⅛
Teck B	5⅞	6
Texaco Canada	26⅜	26⅛
Thomson News A	20⅞	21
Toronto Dom Bk	24⅛	24⅜
Trans Can Pipe	18¼	18¾
Trans Mntn. OilA	7¼	7⅜
Walker(H) Res	16⅜	16⅛
Westcoat Trans	12⅜	12⅛
Westen (Geo)	30½	31¾

AUSTRIA

June 7	Price %	+ or −
Creditanstalt	214	
Landerbank	184	+5
Perlmooser	300	
Semperit	67	+1
Steyr Daimler	159	−1
Veitscher Mag	192	

BELGIUM/LUXEMBOURG

June 7	Price Frs.	+ or −
ARBED	1,258	−2
Banq Int A Lux	4,100	
Bekaert B	2,090	
Ciment CBR	1,586	−15
Cockerill	162	+2
EBES	1,635	−15
Electrobel	4,370	−40
Fabrique Nat	2,450	+35
G.B. Inno	2,575	+25
GBL (BruxL)	1,316	−12
Gevaert	1,705	−20
Hoboken	3,250	+25
Intercom	1,314	−15
Kredietbank	4,790	+40
Pan Hldgs	6,030	

BELGIUM (continued)

June 7	Price Frs.	+ or −
Petrofina	4,490	−60
Royale Belge	5,350	+60
Soc. Gen. Banq	2,350	−35
Soc Gen Belge	1,215	−28
Sofina	3,340	−10
Solvay	1,935	
Tracton Elect	2,790	−60
UCB	2,450	
VieilleMont	2,100	+10

DENMARK

June 7	Price %	+ or −
Andelsbanken	113.2	
Baltica Skand	325	
CopHandelsbank	126	
D. Sukkerfab	313.6	+0.2
Danske Bank	126	
East Asiatic	88.2	+1.6
Forende Barygg	572	−8
Forende Damp	404.0	
GNT Hldg	254	
Jyske Bank	176	
Nord Kabel	131.4	
Novo Ind	1,610	−20
Papirfabrikker	90.2	
Privatbanken	122.4	
Provinsbanken	115	
Smidth (Fl)	167.0	−1.4
S. Berendsen	503.4	−1.6
Superfos	89.5	+0.4

FRANCE

June 7	Price Frs.	+ or −
Emprunt 4½% 1975	1,771	+30
Emprunt 7% 1973	6,500	
CNE 3%	3,030	
Air Liquide	478	−7.5
Aquitaine	120	−2.5
Au Printemps	158	−5.9
BIC	509	+4
Bouygues	673	−13
BSN Gervais	1,460	−20
Carrefour	1,560	−30
Club Mediter	526	−26
CFAO	540	
CSF (Thomson)	158	−2
Cie Bancaire	170	−2.2
Cie Gen Eaux	316.5	−7.5
Cofimeg	123.8	+2.8
Creusot Loire	84	+0.2
CFP	137	−0.5
DNEL	43.6	+0.5
Dumez	1,051	−2
Gen. Occidental	408	−3
Imetal	59.8	−1.7
Lafarge	262.5	−1.4
L'Oreal	960	−8
Legrand	1,625	−7
Machines Bull	29.2	+1.2
Matra	1,235	−55
Michelin B	735	−10
Moet-Hennessy	681	−4
Moulinex	62	
Pernod Ricard	388	−2.5
Perrier	165.1	−1.9
Peugeot-S.A.	156	+2.4
Poclain	126	−3
Radiotech	301.5	−3.5
Redoute	995	−10
Roussel-Uclaf	318.6	+0.2
Skis Rossignol	595	+15
Telemech Elect	800	−11
Valeo	214	−2

GERMANY

June 7	Price Dm.	+ or −
AEG-Telef	35	
Allianz Vers	463	−2
BASF	124	−2.4
BAYER	116.3	−1.7
Bayer-Hypo	209	−3
Bayer-Verein	270	−4
BHF-Bank	211	−2
BMW	205.5	
Brown Boveri	176.8	−8.2
Commerzbank	140	−1.8
Conti Gummi	47.8	−1.5
Daimler Benz	284	−2.8
Degussa	214	−4
Demag	130.5	−0.5
D'sche Babcock	192.5	−3.5
Deutsche Bank	265	−2
DU Schult	171	−3.5
Dresdner Bank	146.5	−2.5
GHH	184.5	−3
Hapag Lloyd	59	
Hoechst	119	−1.4
Hoesch	23.6	−0.4
Hozimann (P)	401	−10
Horton	117	−1
Kali und Salz	144.5	−1.2
Karstadt	201.5	−3.5
Kaufhof	168.5	−3
KHD	173	−4.5
Kloeckner	57	−0.5
Krupp	59.5	
Linde	272	−5
Lufthansa	68.5	
MAN	166	−1
Mannesmann	141	−2.1
Mercedes Hlg	251	−1.5
Metallgessell	205	−3
Muench Ruck	641	−4
Preussag	199.7	−3.3
Rhein West Elect	164	−1.5
Rosenthal	260.5	−0.5
Schering	274.5	−2.5
Siemen	216	−3.2
Thyssen	81.8	−0.8
Varta	152.5	−1.5
Veba	126.5	−1
Verein-W st	271	
Volkswagen	148.7	−2.5

HOLLAND

June 7	Price Fls.	+ or −
ACF Holding	79.3	−0.3
Ahold	78.8	−0.7
AKZO	24	−0.4
ABN	285.5	−1
AMEV	81	−1.7
AMRO	50.1	−0.2
Bredero Cert	169	−1.5
Boskalis Western	48.2	−0.6
Buhrmann-Tet	35.5	−1.4
Caland Hld s	30.8	−0.3
Elsevier NDU	155	−1
Ennia	121.5	−0.5
Euro Comm Tst	75.7	
Gist. Brocades	69.9	−0.5
Heineken	60.2	−0.7
Hoogovens	14.9	−0.2
Hunter Douglas	8.4	+0.3
Int Muller	20.8	−0.4
KLM	88.9	−3
Naarden	24.5	−0.2
Nat Ned cert	111.5	−1
Ned Cred Bank	34.2	
Ned Mid Bank	137.7	−0.3
Ned Lloyd	114	−1.5
Oce Grinten	109	−1
Ommeren (Van)	25.4	−0.4
Pakhoed	39.9	−0.5
Phil ps	22.9	−0.5
Rijn-Schelde	30.5	−0.5
Robeco	205.5	−1
Rodamco	123.8	−0.2
Rolinco	201.5	−1.7
Rorento	151.9	+0.6
Royal Dutch	90.6	+0.6
Slavenburg's	88	
Tokyo Pac Hg	197	−7
Unilever	145.4	−2.5
Viking Res	114.0	−1
Vmf Stork	48.5	−0.5
VNU	54.1	−0.2
West Utr Bank	83	+0.9

ITALY

June 7	Price Lire	+ or −
Assicur Gen	131,700	−400
Banca Com'le	31,100	
Bastogi Fin	125	−7
Centrale	3,916	−50
Credito Varesino	7,030	
Fiat	1,695	−11
Finsider	35.00	
Invest	2,401	
Italcementi	30,400	−310
Italsider	120	
Montedison	111.5	−5.5
Olivetti	2,390	+10
Pirelli Co	2,270	−44
Pirelli Spa	1,279	−12
Snia Viscosa	690	−10
Toro Assic	12,760	
do. Pref	10,340	

NORWAY

June 7	Price Kroner	+ or −
Bergens Bank	106	−2
Borregaard	110	
Creditbank	132.5	+1.5
Elkem	46.5	−0.5
Kosmos	360	
Norsk Hydro	290	
Storebrand	224	

SWEDEN

June 7	Price Kroner	+ or −
AGA	198	+1
Alfa-Laval	202	+1
ASEA	172	+1
Astra	390	+5
Atlas Copco	103	
Boliden	169	+2
Cellulosa	212	
Electrolux B	83	
Ericsson	204	
Esselte (Free)	136	
Fagersta	136	
Fortia (Free)	129	+1
Mo och Dom	110	−1
Saab-Skania	132	
Sandvik (Free)	183	+6
Skandia	460	+5
Skan Enskilda	227	
SKF B	117	−1
St Kopparberg	270	
Sven Handelsbn	108	−2
Swedish Match	107	−1
Volvo (Free)	146	−1

SWITZERLAND

June 7	Price Frs.	+ or −
Alusuisse	508	−3
Brown Boveri	920	−5
Ciba-Geigy	1,290	
do (Part Certs)	1,025	
Credit Suisse	1,750	−10
Elektrowatt	2,360	−10
Fischer (Geo)	450	
Hoff-RochePtCts	67,000	−750
Hoff-Roche 1/10	6,675	−75
Interfood	7,675	
Jelmoli	1,360	
Landis & Gyr	850	
Nestle	3,270	−15
Oer-Buerlie	1,100	−5
Pirelli	227	−2
Sandoz (B)	4,160	−5
Sandoz (Pt Cts)	548	−8
Schindler (PtCts)	285	
Swissair	705	−9
Swiss Bank	291	−2
Swiss Reinsce	6,100	+75
Swiss Volksbk	1,015	−15
Union Bank	2,905	
Winterthur	2,330	−30
Zurich Ins	14,550	−50

AUSTRALIA

June 7	Price Aust. $	+ or −
ANZ Group	3.83	−0.07
Acrow Aust	1.30	
Ampol Pet	1.40	
Assoc. Pulp Pap	1.65	
Audimco	0.10	
Aust. Cons. Ind	1.46	
Aust. Guarant	2.30	
Aust. Nat. Inds	2.75	+0.05
Aust. Paper	1.90	−0.02
Bank NSW	2.65	−0.05
Blue Metal	1.58	
Bond Hldgs	1.24	
Boral	2.35	−0.05
Bl'ville Copper	1.20	−0.01
Brambles Inds	2.20	−0.08
Bridge Oil	3.40	+0.07
BHP	7.56	−0.14
Brunswick Oil	0.17	
CRA	2.92	−0.08
CSR	2.88	−0.07
Carlton & Utd	2.10	−0.02
Castlemaine Tys	3.78	−0.02
Cluff Oil (Aust)	0.47	−0.05
Do. Opts	0.38	
Cockburn Cemt	1.30	
Coles (G.J.)	2.15	
Comalco	1.95	−0.05
Costain	1.70	
Dunlop	1.03	
Elder-Smith G.M.	3.15	−0.05
Endeavour Res	0.21	−0.01
Gen. Pro. Trust	1.54	−0.04
Hartogen Energy	2.5	−0.2
Hooker	1.00	−0.05
IOI Aust	1.61	−0.04
Jennings	1.35	
Jimb Iana (5OcFP	0.18	
Jones (D)	1.65	+0.05
Leonard Oil	0.16	
MIM	2.78	−0.08
Meekatharra Ms	2.35	−0.05
Meridian Oil	0.19	+0.01
Monarch Pet	0.08	
Myer Emp	1.38	
Nat. Bank	2.55	−0.05
News	2.35	
Nicholas Kiwi	1.40	
North Bkn Hill	1.82	−0.03
Oakbridge	1.45	
Otter Expl	0.35	
Pancon	1.62	−0.03
Pan Pacific	0.13	
Pioneer Co	1.36	−0.01
Queen Marg't G	0.10	
Reckitt & Coln	1.70	−0.15
Santos	5.30	−0.06
Sleigh (HC)	0.92	
Southland M'n'g	0.25	
Spargos Expel	0.15	
Thos. Natwide	1.95	
Tooth	2.5	+0.1
UMAL Cons	1.80	
Valiant Consdt	0.12	
Waltons	0.57	
Western Mining	3.44	−0.02
Woodside Petrol	0.76	−0.02
Woolworths	1.86	−0.01
Wormald Intl	2.60	

HONG KONG

June 7	Price H.K. $	+ or −
Cheung Kong	16.5	−0.4
Cosmo Prop	1.85	
Cross Harbour	10.7	
Hang Seng Bank	90.0	−0.5
HK Electric	6.5	−0.1
HK Kowloon Whf	5.0	−0.1
HK Land	7.9	−0.2
Hk Shanghi Kk	11.5	−0.1
HK Telephone	50.75	−0.75
Hutchison Wpa	16.5	−0.3
Jardine Math	17.6	−0.1
New World Dev	4.0	−0.1
O'seas Trust Bk	5.8	−0.2
SHK Props	7.25	−0.25
Swire Pac A	11.3	−0.3
Wheel'k Mard A	6.0	−0.15
Wheel' KMariti'e	4.7	
World Int. Hldgs	3.0	−0.1

JAPAN

June 7	Price Yen	+ or −
Ajinomoto	840	
Amada	532	−8
Asahi Glass	528	−2
Bridgestone	422	+3
Canon	776	−9
Citizen	292	−4
Daiei	620	−3
DKBO	483	
Dai Nippon Ptg	616	−2
Daiwa House	376	−1
Daiwa Seiko	387	
Ebara	362	−10
Eisai	818	−15
Fuji Bank	500	
Fuji Film	1,390	−10
Fujisawa	1,280	
Fujitsu Fanuc	4,800	
Green Cross	2,130	
Hasegawa	575	+5
Heiwa Ri East	547	+2
Hitachi	670	+7
Hitachi Koki	493	−7
Honda	708	−2
Housefood	1,030	−20
Hoya	680	
Itoh (C)	280	−1
Ito-Ham	380	
Ito-Yokado	829	+9
JACCS	420	+16
JAL	2,300	
Jusco	595	
Kajima	333	−1
Kao Soap	508	−5
Kashiyama	605	
Kikkoman	378	−1
Kirin	429	−4
Kokuyo	909	−3
Komatsu	471	
Komatsu Flift	389	+7
Konishroku	599	−6

JAPAN (continued)

June 7	Price Yen	+ or −
Kubota	331	−1
Kumagai	387	−5
Kyoto Ceramic	3,300	−10
Lion	376	+1
Maeda Cons	523	
Makita	735	
Marubeni	267	−1
Marudai	589	+3
Marui	908	−22
Matsushita	1,030	−20
M'ta Elec Works	520	−16
M'bishi Bank	500	
M'bishi Corp	316	−1
M'bishi Elect	262	+2
M'bishi RI East	435	+6
MHI	198	
Mitsui Co	306	−1
Mitsui RI Est	540	
Mitsu-koshi	363	−1
NGK Insulators	487	
Nippon Denso	1,150	−20
Nippon Gakki	647	+2
Nippon Meat	380	−5
Nippon Oil	910	−5
Nippon Shinpan	811	−9
Nippon Steel	148	−2
Nippon Suisan	222	−2
NTV	3,900	−40
Nissan Motor	798	+1
Nisshin Flour	325	
Nisshin Steel	154	+1
Nomura	430	−1
NYK	262	+2
Olympus	875	−4
Orient	1,370	−10
Pioneer	1,550	−30
Renown	720	+5
Ricoh	479	−3
Sanyo Elect	426	
Sapporo	257	−3
Sekisui Prefab	692	+2
Sharp	800	+4
Shiseido	865	
Sony	3,350	−40
Stanley	335	−2
S'tomo Marine	223	−1
Taihei Dengyo	530	
Taisei Corp	235	−2
Taisho Pharm	591	+3
Takeda	815	−9
TDK	3,560	−40
Teijin	225	−1
Teikoku Oil	909	−15
TBS	455	−2
Tokio Marine	459	+1
Tokyo Elect.Pwr	877	+2
Tokyo Gas	111	
Tokyo Sanyo	458	−5
Tokyu Corp	202	+1
Toshiba	334	+1
TOTO	405	−12
Toyo Seikan	434	+1
Toyota Motor	1,040	−30
Victor	2,260	−80
Wacoal	735	−1
Yamaha	714	
Yamazaki	535	−5
Yasuda Fire	232	+1
Yokogawa Bdge	507	−3

SINGAPORE

June 7	Price $	+ or −
Boustead Bhd	1.98	−0.02
Cold Storage	3.84	−0.06
DBS	8.0	−0.1
Fraser & Neave	6.55	−0.05
Haw Par	2.80	−0.11
Inchcape Bhd	2.05	−0.04
Malay Banking	6.25	−0.1
Malay Brew	5.0	
OCBC	8.4	−0.2
Sime Darby	2.12	−0.07
Straits Trg	5.75	−0.3
UBO	4.12	−0.12

SOUTH AFRICA

June 7	Price Rand	+ or −
Abercom	2.70	+0.05
AE & CI	6.4	
Anglo Am	10.45	+0.2
Anglo Am Gold	65	−0.5
Anglo Am Prop	2.1	
Barlow Rand	7.95	
Buffels	34	
CNA Invest	3.9	
Currie Finance	2.0	
De Beers	4.65	−0.05
Driefontein	22.0	+0.25
FS Geduld	24.25	
Gold Fields SA	52.5	
Highveld Steel	4.00	+0.05
Hulett	7.3	+0.1
Kloof	27.0	−0.1
Nedbank	5.25	
OK Bazaars	15.25	+0.25
Protea Hldgs	2.2	
Rembrant	6.5	
Rennies	3.50	
Rust Plat	5.5	−0.1
Sage Hldg	2	
SA Brews	3.30	+0.05
Tiger Oats	16.00	+0.25
Unisec	3.10	

Financial Rand US$0.81½
(Discount of 11¼%)

BRAZIL

June 7	Price Cruz	+ or −
Acesita	1.62	−0.02
Banco Brasil	16.10	−0.25
Belgo Min	5.55	−0.15
Brahma PP	7.00	+0.25
Lojas Amer	6.75	
Mannesmann OP	3.80	+0.05
Petrobras PP	11.35	
Souza Cruz	10.70	−0.20
Unip PE	14.50	
Vale Rio Doce	17.00	−0.25

Turnover: Cr 8,366.8m. Volume: 761.1m.
Source: Rio de Janeiro SE.

NOTES—Prices on this page are as quoted on the individual exchanges and are last traded prices. § Dealings suspended. xd Ex dividend. xc Ex scrip issue. xr Ex rights. xa Ex all.

Indices

NEW YORK —DOW JONES

	June 4	June 3	June 2	June 1	May 28	May 27	1982 High	1982 Low	Since Cmpil'tn High	Since Cmpil'tn Low
◆Industr'ls	804.98	815.58	816.58	814.97	819.54	824.98	882.52 (4/1)	795.47 (8/3)	1051.70 (11/1/73)	41.22 (2/7/32)
H'me Bnds	59.92	59.81	59.88	59.79	60.06	60.27	60.27 (27/5)	55.87 (12/2)	—	—
Transport	317.07	323.07	329.74	319.31	320.14	323.51	368.48 (7/1)	314.38 (8/3)	447.38 (16/4/81)	12.32 (8/7/32)
Utilities	110.52	111.05	110.61	110.26	111.09	112.52	116.85 (7/5)	105.61 (15/1)	165.32 (20/4/69)	10.5 (28/4/42)
TradingVol 000's	44,110	48,450	49,220	41,850	43,900	44,780	—	—	—	—

◆ Day's high 818.87 low 802.42

	May 28	May 21	May 14	Year ago (Approx)
◆Div. yield %	6.80	6.70	6.52	5.61

STANDARD AND POORS

	June 4	June 3	June 2	June 1	May 28	May 27	1982 High	1982 Low	Since Cmpil'tn High	Since Cmpil'tn Low
Indust'ls	122.89	124.90	126.13	124.91	124.86	126.77	137.28 (4/1)	119.41 (8/3)	160.96 (28/11/80)	3.52 (30/6/32)
Composite	110.09	111.86	112.04	111.88	111.88	112.86	122.74 (4/1)	107.34 (8/3)	140.52 (28/11/80)	4.407 (1/6/32)

	May 26	May 19	May 12	Year ago (approx)
Ind. div. yield %	5.74	5.72	5.52	4.62
Ind. P/E Ratio	7.41	7.74	8.02	9.37
Long Gov. Bond yield	12.95	12.87	12.77	13.01

NY. S.E. ALL COMMON

June 4	June 3	June 2	June 1	1982 High	1982 Low
63.42	64.42	64.56	64.37	71.20 (4/1)	62.52 (12/3)

Rises and Falls	June 4	June 3	June 2
Issues Traded	1,826	1,848	1,847
Rises	330	594	752
Falls	1,096	816	642
Unchanged	400	438	453
New Highs	2	11	6
New Lows	102	126	92

MONTREAL

	June 4	June 3	June 2	June 1	1982 High	1982 Low
Industrials	255.98	269.58	272.22	271.88	332.79 (4.1)	255.98 (4/6)
Combined	250.85	255.15	257.14	257.55	318.88 (4.1)	250.85 (4/6)
TORONTO Composite	1460.3	1484.4	1485.5	1496.0	1956.2 (4.1)	1460.8 (4/6)

NEW YORK ACTIVE STOCKS

Friday	Stocks traded	Closing price	Change on day
Cities Service	1,007,400	38	−1½
Mesa Petroleum	835,600	18⅝	+ ⅜
Sony	644,200	13¾	− ⅛
Halliburton	521,400	28¾	− ⅛
Texaco	476,400	29⅛	− ½
Gulf Oil	467,100	32⅝	− ⅛
Exxon	439,200	27⅞	− ⅜
IBM	402,400	60¼	−1⅛
Minnesota M-M	393,200	49¼	−1⅝
RCA	379,400	18⅝	− ⅝

	June 7	June 4	June 3	June 2	1982 High	1982 Low
AUSTRALIA All Ord. (1/1/80)	492.6	497.9	499.8	503.1	596.5 (4/1)	455.8 (10/3)
Metal & Minls. (1/1/80)	351.5	355.9	358.2	359.5	425.1 (6/1)	322.2 (2/4)
AUSTRIA Credit Aktien (2/1/62)	51.51	51.50	51.53	51.59	56.88 (4/1)	51.50 (4/6)
BELGIUM Belgian SE (31/12/63)	94.46	94.74	95.02	94.55	102.46 (5/4)	86.42 (20/1)
DENMARK Copenhagen SE (1/1/73)	112.42	112.92	114.11	114.88	128.22 (25/2)	112.42 (7/6)
FRANCE CAC General (31/12/81)	106.4	107.2	107.5	107.5	111.8 (12/5)	95.8 (4/1)
Ind Tendance (31/12/81)	117.8	118.7	119.1	119.0	124.8 (12/5)	97.7 (4/1)
GERMANY FAZ-Aktien (31/12/58)	(u)	223.48	225.51	228.72	253.45 (5/4)	216.55 (19/1)
Commerzbank (Dec1953)	692.0	700.30	700.60	702.5	729.8 (5/4)	685.7 (19/1)
HOLLAND ANP-CBS General (1970)	90.3	91.0	91.5	91.8	95.0 (18/5)	84.0 (8/1)
ANP-CBS Indust (1970)	69.8	70.5	70.6	70.8	74.8 (18/5)	65.2 (4/1)
HONG KONG Hang Seng Bank (31/7/64)	1337.48	1361.36	1371.30	1377.82	1445.32 (12/1)	1129.85 (8/3)
ITALY Banca Comm Ital. (1972)	174.89	175.86	176.17	176.57	212.88 (19/3)	171.98 (24/5)
JAPAN** Dow Average (16/5/49)	7242.39	7300.54	7301.94	7344.90	7928.56 (27/1)	6889.55 (17/3)
Tokyo New SE (4/1/68)	542.24	545.51	545.54	548.48	593.29 (27/1)	520.70 (17/3)
NORWAY Oslo SE (1/1/72)	119.16	120.74	121.11	120.52	138.39 (29/1)	108.12 (1/4)
SINGAPORE Straits Times (1966)	728.81	742.55	752.80	758.82	818.78 (6/1)	687.49 (9/3)
SOUTH AFRICA Gold (1958)	(u)	550.8	556.4	(u)	669.5 (5/1)	530.8 (4/6)
Industrial (1958)	(n)	527.4	526.5	(u)	711.7 (6/1)	528.6 (6/5)
SPAIN Madrid SE (30/12/81)	(c)	101.06	100.72	100.24	107.45 (8/2)	88.21 (26/5)
SWEDEN Jacobson & P. (1/1/58)	585.89	594.94	591.60	595.82	656.52 (22/1)	553.82 (28/4)
SWITZERLAND Swiss BankCpn. (31/12/58)	254.4	255.4	253.5	253.5	283.1 (11/1)	248.3 (11/3)
WORLD Capital Intl. (1/1/70)	—	131.1	132.4	132.2	147.2 (4/1)	128.1 (17/3)

(**) Saturday, June 5: Japan Dow 7,287.47, TSE 544.91.

Base values of all indices are 100 except Australia All Ordinary and Metals—500. NYSE All Common—50; Standard and Poors—10; and Toronto—1,000; the last named based on 1975. † Excluding bonds. ‡ 400 industrials. § 400 industrials plus 40 Utilities, 40 Financials and 20 Transports. c Closed u Unavailable.

LONDON STOCK EXCHANGE

Base rate hopes bring near 10-point index turnround

All-Share index at all-time high and Gilts up again

Account Dealing Dates

First Dealings	Option Declara-tions	Last Dealings	Account Day
June 7	June 17	June 18	June 28
June 21	July 1	July 2	July 12
July 5	July 15	July 16	July 26

* "New time" dealing may take place from 9 am two business days earlier.

Optimism about imminent U.K. bank lending rate cuts returned to dominate sentiment on London stock markets yesterday. Initially, adverse factors, including concern over the Israeli/Lebanese conflict, the Falklands, and a gloomy CBI survey on UK economic prospects, took a toll. This was reflected in a price markdown as equity dealers, anticipating some nervous selling, protected book positions.

In the event, sales proved to be negligible and values of leading shares soon reverted to Friday's closing levels. Subsequently, the authorities' action in reducing intervention rates in UK money markets for the second successive session touched off investment demand for selected leading shares. Stock shortages became evident and, with jobbers loathe to buck the trend at the start of a new trading Account, rises in some leaders were swift and not warranted by actual trade.

The market's change of direction was illustrated by the FT Industrial Ordinary share index. This measure was five points down at 10 am, unchanged at noon and finally 4.8 up on the day at 592.6, within five points of its all-time record.

The announcement of yet another good UK trading surplus underpinned the firmness in the late business and the FT-Actuaries three main indices attained best-ever peaks, the All-share rising 0.5 per cent to 339.26.

Interest rate speculation also formed a buttress for Gilt-edged securities. Comment urging caution on this front initially induced loose selling and profit-taking, causing losses ranging to ¼. These were gradually regained and the currently untapped longer end of the market led the move higher to register fresh gains, extending to ⅜ among high-coupon stocks. Investment confidence was bolstered, too, by the March trade returns and thoughts that this week's short tap stock offering could attract sizeable applications.

The FT Government Securities index put on 0.24 for an 11-day advance of 2.37, or 3½ per cent, to 70.40 — its highest since March 20, 1981.

Royal Insurance up

A firm Insurance sector was featured by Royals, which jupmed 12 to 347p in response to an investment recommendation. Hopes of a bid from the U.S. continued to inspire Minet and the close was 6 higher at a 1982 peak of 202p.

Merchant banks were inclined harder in places. Comment ahead of Thursday's preliminary figures helped Hill Samuel to add 4 at 164p, while investment buying lifted Hambros 7 to 135p. The major clearing banks were undecided.

Investment support was again evident in the Brewery sector. Allied-Lyons continued to make progress, improving 2½ more to 99 xd. Whitbread A edged up a similar amount to 123p xd, while Scottish and Newcastle closed 3 firmer at 68p. Elsewhere, Distillers found support and put on 3 to 184p. Reflecting Press mention, HP Bulmer advanced 14 to 422p.

Recently firm leading Buildings turned irregular. Blue Circle softened 6 to 464p, but Tarmac firmed 4 afresh to 566p. Elsewhere, Tilbury Group met renewed support and put on 5 to a 1982 peak of 510p, while Burnett and Hallamshire gained 25 to 855p. William Leech, which announced poor interim results recently, shed 3 to a year's low of 64p.

The Chemical sector made a firm showing. ICI, after opening a shade lower at 326p, picked up to close 2 dearer on balance at 332p. Favourable Press comment helped Fisons to rise 13 to 363p, while Rentokil put on 5 to 171p following a broker's visit to the company. Coalite were actively traded in the wake of the recent annual results and added 3 to 125p xd, while Laporte, responding to the chairman's confident statement at the annual meeting, improved 2 to 149p. Plysu gained 4 to 117p, but Leigh Interests shed that much, to 98p; both companies have preliminary results scheduled for Thursday.

GEC and Plessey good

After Friday's speculative spurt of 9 on reports that British Land has sold its 8 per cent stake in the company at 140p per share to a potential suitor, J. Hepworth touched a 1982 peak of 119p, before ending a couple of pence up at 116p. Elsewhere in Stores, Marks and Spencer firmed 3 to 169p and UDS hardened a penny to 67p. N. Brown Investments hardened the turn to 123p following the results and Greenfield Leisure gained 2 to 38p xd in response to Press comment. Down 18 last week, Sonic Sound fell 4 to 58p, after 55p, on further nervous offerings ahead of Thursday's interim figures.

The two major defence stocks, GEC and Plessey, began the week well, the former adding 9 to a 1982 peak of 954p and the latter closing 10 higher at 455p. BICC found support and rose 10 to 360p, while Racal rallied from an initially depressed level of 420p to finish a net 2 harder at 430p; the latter's annual results are due on June 22. Thorn EMI traded nervously around the 415p level before improving late to finish a couple of pence dearer on balance at 417p. Elsewhere, United Scientific were notable for a Press-inspired improvement of 15 at 400p, while Muirhead gained 6 to 152p on buying ahead of the interim results scheduled for next Tuesday and continuing hopes of a bid from Tyco Laboratories of the U.S. Meanwhile, Ferranti advanced 8 to 785p on continued talk of a bid from Plessey. Cray Electronic rose 5 to 72p and CASE, dealt in the Unlisted Securities Market, jumped 23 to 303p.

Revived demand in a limited market lifted Yarrow 20 to 365p. Elsewhere in Engineering, Peter Brotherhood contrasted with a fall of 6 to 100p on the annual loss. Anderson Strathclyde, a poor market recently following referral of the bid for the company from Charter Consolidated to the Monopolies Commission, rallied 2 to 127p after the preliminary figures. Buyers showed interest in Francis Shaw, 3 dearer at 15p. Pegler Hattersley edged up 2 further to 216p awaiting tomorrow's preliminary figures. Leading issues were inclined harder, with Hawker noteworthy for a gain of 6 to 346p.

Foods attracted a reasonable two-way business. Tate and Lyle slipped to a 1982 low of 176p before closing unchanged at 178p, while British Sugar, after opening 5 higher at 470p in the wake of favourable Press comment, reacted on the appearance of sellers and closed a net 10 down at 455p. Rowntree Mackintosh met support and firmed 4 to 176p while William Low gained 6 to 192p, the latter on speculative interest.

Further support left Grand Metropolitan 3 up at 228p with the new nil-paid shares 6 to the good at 56p premium.

Metal Box pleases

Metal Box highlighted miscellaneous industrials, rising 16 to 166p in response to the better-than-expected 38 per cent rise in annual profits. Still reflecting the U.S. profit potential of its Zantac anti-ulcer drug, Glaxo attracted further good investment support and closed 10 higher at a 1982 peak of 717p. Reed International, on the other hand, eased to 318p before closing a net 2 down at 322p on disappointment with the annual figures, while Reckitt and Colman lost 4 more to 296p with sentiment still unsettled by the poor half-yearly figures announced by its Australian subsidiary.

Favourable week-end Press comment prompted improvements of 9 and 12 respectively in Sidlaw, 180p, and Whatman Reeve Angel, 305p, while Vinten firmed 6 to 302p on defence spending hopes. Consultants put on 9 to 177p and Eleco 5 to 78p, while Erskine House hardened 2 to 52p on hopes of a bid from Solarosa S.A. (Spain), which owns a near-24 per cent stake in the company. Already, a dull market on adverse comment, ICL softened further to 56p following the interim statement before rallying to close 3 down on the day at 59p. Sketchley eased 2 liminary figures and Burco Dean to 266p awaiting today's prelost the turn to 28p ahead of Friday's half-year figures.

Travel issues turned dull following a report that Summer holiday bookings were down by 5 per cent. Horizon Travel reacted to 200p before closing a net 7 down at 205p, while Saga shed 8 to 144p and Intasun 5 to 134p. Owners Abroad, down to 24½p initially, staged a partial rally on the chairman's cheerful annual statement and closed 1½ cheaper on balance at 25p. Elsewhere in the Leisure sector, Pleasurama remained overshadowed by police raids on two of the company's casinos and shed 10 to 240p.

Motor Components featured Dunlop which, in a market short of stock, gained 4 to 71p. Distributors were inclined easier. Caffyns' preliminary results were as expected and the price stayed at 118p.

Demand in front of today's preliminary results lifted Fleet Street Letter 4 to a 1982 peak of 98p.

Properties took a distinct turn for the better on revived interest rate optimism, Land Securities rising 5½ to 280p xd. Slough Estates were quoted at 99p ex the scrip issue, up 2. Elsewhere, Daejan met renewed support and gained 5 to 161p. News of a joint U.S. venture left Thames Investment 2 cheaper at 104p, but made no apparent impression on Rush and Tompkins, unchanged at 214p.

Reflecting the flare-up of tension in the Middle East, leading Oil shares opened higher before drifting back on lack of follow-through support. British Petroleum, up 8 at 334p, after 326p, held most of the initial improvement, but Shell ended without alteration 422p, after 426p.

Two contrasting features emerged in Overseas Traders, Gill and Duffus falling 10 to 115p after the chairman's bearish AGM statement and Bousted jumping 6 to 65p following revived bid speculation.

Shippings were featured by a rise of 17 to 118p xd in Hunting Gibson following Press mention; the company announced yesterday that agreement had been reached in principle for the sale of its subsidiary, Westfield Shipping, to James Fisher, unaltered at 162p.

Occasional gains in the Textile sector included Shiloh Spinners, 5 to the good at 20p on a revival of speculative demand.

Tobaccos made a bright showing, with Rothmans outstanding at 94p, up 5, on bid speculation. Imps were relatively lively and improved 1½ to 98p.

Golds move ahead

A bear squeeze, prompted by the Israeli invasion of the Lebanon, led to a $5.75 rise in the bullion price to $324.375 an ounce and encouraged sizeable gains in South African Golds.

Adding to the general firmness of the market was another good performance by the Financial Rand.

The sharemarket made progress from the outset with persistent buying from Johannesburg being followed by Continental interest.

American selling later became evident and closing levels were a fraction below the day's high, but the Gold Mines index rose 6 points to 228.

The mines in the Gold Fields group were particularly sought ahead of the June dividends, expected tomorrow. Blyvoor rose 16 to 461p; the final dividend was not known during market hours.

South African Financials were marked up in sympathy.

The management changes and £1.6m cash injection from Burnett and Hallamshire helped Rand London to put on 2 to 72p.

Activity in Traded Options improved considerably and contracts completed yesterday rose to 2,280—1,934 calls and 346 puts. Almost half of the business was transacted in Imperial, in which 1,171 deals were done, 171 puts and 1,000 calls, 201 of the latter in the August 70 series, 272 in the August 80 series and 249 in the August 100 series.

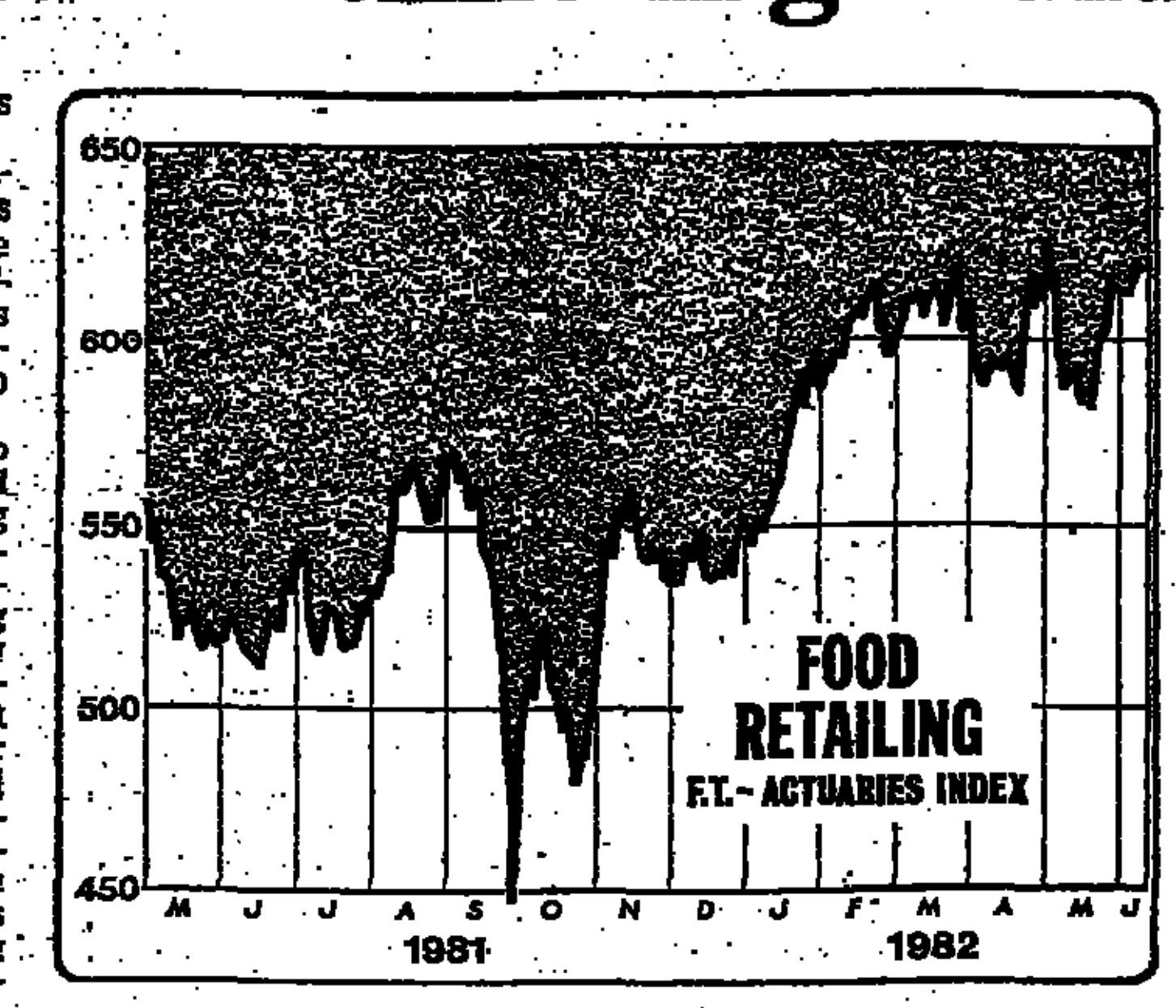

FINANCIAL TIMES STOCK INDICES

	June 7	June 4	June 3	June 2	June 1	May 28	A year ago
Government Secs.	70.40	70.16	70.08	69.76	69.74	69.20	65.37
Fixed Interest	70.52	70.52	70.26	70.00	70.06	69.70	67.17
Industrial Ord.	592.6	587.8	586.6	586.1	587.3	587.3	547.9
Gold Mines	228.0	222.0	224.0	220.0	229.4	234.7	335.2
Ord. Div. Yield	5.33	5.37	5.39	5.39	5.37	5.35	5.90
Earnings, Yld.%(full)	11.11	11.19	11.23	11.25	11.23	11.18	11.72
P/E Ratio (net) (*)	10.94	10.86	10.82	10.79	10.82	10.84	10.54
Total bargains	15,238	17,052	15,399	14,610	15,760	15,235	20,851
Equity turnover £m.	—	136.50	125.26	189.26	111.74	142.67	110.80
Equity bargains	—	14,830	13,230	12,305	12,190	11,775	15,411

10 am 582.8. 11 am 584.3. Noon 587.8. 1 pm 588.6.
2 pm 590.0. 3 pm 590.5.

Basis 100 Govt. Secs. 16/10/26. Fixed Int. 1928. Industrial Ord. 1/7/35. Gold Mines 12/9/55. SE Activity 1974. † Corrected.

Latest Index 01-246 8026.

* Nil=10.13.

HIGHS AND LOWS

	1982 High	1982 Low	Since Compilat'n High	Since Compilat'n Low
Govt. Secs.	70.40 (7/6)	61.89 (5/1)	127.4 (9/1/35)	49.18 (3/1/75)
Fixed Int.	71.33 (7/6)	62.79 (7/1)	150.4 (28/11/47)	50.53 (3/1/75)
Ind. Ord.	597.3 (7/6)	518.1 (4/1)	597.3 (30/4/81)	49.4 (26/6/40)
Gold Mines	302.0 (6/1)	209.2 (3/3)	558.9 (22/9/80)	43.5 (26/10/71)

S.E. ACTIVITY

	June 4	June 3
—Daily Gilt Edged Bargains	186.6	174.6
Equities Bargains	96.1	86.7
Value	275.9	249.1
5-day Avrge. Gilt-Edged Bargains	176.9	168.2
Equities Bargains	83.4	77.7
Value	260.1	249.1

RECENT ISSUES

EQUITIES

Issue price p	Amount paid up	Latest Renunc. Date	1982 High	1982 Low	Stock	Closing price p	+ or −	Div. p. or amount	Times Covered	Gross Yield	P.E. Ratio
¶250	F.P.	23/6	278	255	Assoc. Heat Services	278	......	b9.0	3.1	4.6	14.1
‡90	F.P.	—	101	92	✠Black (Michael) 20p	99	+1	u3.0	3.4	4.3	13.7
15	F.P.	15/4	32	19	Cambrian & Gen. 7½p	30	......	—	—	—	—
‡260	F.P.	4/6	420	293	✠Cont. Microwave	420	......	b5.25	3.9	1.8	15.5
‡130	F.P.	26/5	158	140	✠Druck Hldgs.	158	......	b2.5	2.5	2.1	27.4
‡87½p	F.P.	25/6	98	84	Electro-Prot. US$0.50	84	−2	uQ1.5c	3.5	1.0	11.3
—	—	—	17	10	ΔGroup Inv Option	14	......	—	—	—	—
‡250	F.P.	14/3	250	245	✠Io Technology	247	......	—	—	—	—
‡105	F.P.	—	121	110	✠Miles 33 10p	117	−4	ud2.0	4.3	2.4	10.2
600	F.P.	—	670	635	Oriflame SA (US$1.50)	635	−5	bQ50c	2.2	4.4	10.2
77	F.P.	—	97	88	✠Radio City 'A' NV	94	+1	b5.6	1.5	8.5	11.0
140	F.P.	—	168	160	✠Ruddle (G.) 10p	168	+4	b3.3	2.6	2.8	18.9
¶¶	F.P.	—	29	19	Stewart Nairn	21	−1	—	—	—	—
¶¶	F.P.	—	90	60	Zambia Cons Cpr 10K	50	−10	—	—	—	—

FIXED INTEREST STOCKS

Issue price £	Amount paid up	Latest Renunc. date	1982 High	1982 Low	Stock	Closing price £	+ or −
¶100	£10	—	11	10½	Bournemouth Water 9% Red. Prf. '87 89	11	+¼
‡99.595	£25	14/7	25½	21½	Cred. Foncier de France 14½% Ln. 2007	25½	+½
¶100	F.P.	1/7	102¼	101¼	East Anglia Water 9% Red. Prf. 1987	101¼	......
¶¶	F.P.	—	146½	136	First Nat. 12½pc Conv. Uns. Ln. 1987	142	......
¶100	F.P.	—	47	38	Grt. N'rth'n Inv. 4pc Net Cum. Prf. £1	39	......
¶100	F.P.	—	46	45	Do. 4.7pc Net Cum. Prf. £1	45	......
‡100	Nil	—	1pm	½pm	Marlborough Props. 10% Cnv. Ln. '98-2002	1pm	+¼
¶100	£10	—	11	11	Mid-Southern Wtr. 9% Pref. 1987	11	......
‡100	F.P.	—	100⅞	100⅛	Nationwide Bdg. Soc. 14¾% (25/4/83)	100⅛	......
‡100	F.P.	—	100	99⅝	Do. 13⅞% (23/5/83)	99⅞	......
‡100	F.P.	—	100⅛	100⅛	Do. 13½% (3/6/83)	100⅛	......
¶107	F.P.	29/4	113½	109½	Queens Moat 10¼% Cnv. '89-91	111 xd	......
¶100	£10	—	11	10½	Wrexham Water 9% Red. Prf. '87-89	11	+½

"RIGHTS" OFFERS

Issue price p	Am'unt paid up	Latest Renunc. date ●	Latest Renunc. date ■	1982 High	1982 Low	Stock	Closing price p	+ or −
10	F.P.	27/4	28/5	13¾	10	Ansbacher (H.) 5p	11	+1
170	F.P.	13/5	24/6	190	180	Bank Leumi (UK) £1	185	......
135	F.P.	28/5	9/7	179	158	Carless Capel 10p	175	−1
174	Nil	—	—	56pm	44pm	Grand Met 50p	56pm	+6
Dkr189	Nil	—	—	4½pm	5pm	Great Northern Tel (£10)	4½pm	−2
5	F.P.	10/5	21/6	6	5	Grovebell (5p)	5	−½
500	F.P.	20/5	18/6	610	575	Hammerson Prop.	610	+5
500	F.P.	29/5	18/6	580	530	Do. A.	580	+5
Dr. 150	Nil	—	—	2½pm	2½pm	Norsk Hydro (Kr. 100)	2½pm	......
50	Nil	—	—	8pm	6pm	Press (Wm.) 10p	6pm	−2
325	Nil	—	—	120pm	80pm	Saatchi & Saatchi 10p	90pm	+5
170	F.P.	14/5	11/6	284	272	Steel Bros.	248	......
10	F.P.	24/3	23/4	12½	10½	Sturla 10p	11½	......
133	F.P.	10/5	10/6	162	145	Vickers (£1)	161	......
25	Nil	—	—	½pm	½pm	Young (H.)	½pm	......

Renunciation date usually last day for dealing free of stamp duty. b Figures based on prospectus estimate. d Dividend rate paid or payable on part of capital: cover based on dividend on full capital. g Assumed dividend and yield; t Indicated dividend: cover relates to previous dividend, P/E ratio based on latest annual earnings. u Forecast dividend: cover based on previous year's earnings. F Dividend and yield based on prospectus or other official estimates for 1982. Q Gross. T Figures assumed. ● Figures or report awaited. ‡ Cover allows for conversion of shares not now ranking for dividend or ranking only for restricted dividends. § Placing price. p Pence unless otherwise indicated. ¶ Issued by tender. ‖ Offered to holders of ordinary shares as a "rights." **Issued by way of capitalisation. §§ Reintroduced. ¶¶ Issued in connection with reorganisation, merger or take-over. ‖‖ Introduction. □ Issued to former preference holders. ■ Allotment letters (or fully-paid). ● Provisional or partly-paid allotment letters. ★ With warrants. †† Dealings under special Rule. ✠ Unlisted Securities Market. ‡‡ London Listing. † Effective issue price after scrip. † Formerly dealt in under Rule 163(2)(a). Δ Issued free as an entitlement to ordinary holders.

ACTIVE STOCKS

Above average activity was noted in the following stocks yesterday

Stock	Closing price pence	Day's change	Stock	Closing price pence	Day's change
Coalite	125xd	+ 3	ICL	59	− 3
Eagle Star	348xd	+ 2	ICI	332	+ 2
Fisons	363	+13	Low (Wm.)	192	+ 6
Glaxo	717	+10	Metal Box	166	+16
Grand Metropolitan	228	+ 3	Minet	202	+ 6
Hepworth (J.)	116	+ 2	Reed Intnl.	322	− 2

FRIDAY'S ACTIVE STOCKS

Based on bargains recorded in S.E. Official List

Stock	No. of price changes	Friday's closing price pence	Day's change	Stock	No. of price changes	Friday's closing price pence	Day's change
Minet	40	196	+ 6	Beecham	13	260	+ 1
Johnson Group Cleaners	18	237	—	Glaxo	13	707	+11
Courtaulds	17	96	—	LASMO	13	327	− 3
Reckitt & Col	17	300	−18	Anderson Strath	12	125	− 1
Low (Wm.)	15	186	− 2	ICL	12	62	− 1
RTZ	15	418	—	Saatchi & Saatchi New	12	90pm	− 5
Hepworth (J.)	14	114	+ 9	BAT Inds	11	453	+ 8

RISES AND FALLS YESTERDAY

	Rises	Falls	Same
British Funds	65	—	28
Corpns. Dom. & Foreign Bonds	19	9	49
Industrials	302	221	822
Financial & Props.	108	88	315
Oils	34	20	55
Plantations	2	8	13
Mines	59	23	77
Others	31	74	45
Totals	620	443	1,404

FT-ACTUARIES SHARE INDICES

These indices are the joint compilation of the Financial Times, the Institute of Actuaries and the Faculty of Actuaries

	EQUITY GROUPS & SUB-SECTIONS. Figures in parentheses show number of stocks per section	Mon June 7 1982 Index No.	Day's Change %	Est. Earnings Yield % (Max.)	Gross Div. Yield % (ACT at 30%)	Est. P/E Ratio (Net)	Fri June 4 Index No.	Thur June 3 Index No.	Wed June 2 Index No.	Tues June 1 Index No.	Year ago (approx.) Index No.
1	CAPITAL GOODS (209)	408.94	+0.7	9.12	4.69	13.51	398.06	398.79	398.29	399.69	344.09
2	Building Materials (23)	342.82	−0.4	12.80	5.28	9.23	344.15	343.97	343.12	344.96	300.17
3	Contracting, Construction (28)	622.54	−0.4	14.02	4.93	8.39	624.87	625.32	624.68	625.82	560.75
4	Electricals (31)	1485.00	+1.1	6.35	2.02	20.17	1469.23	1471.81	1469.66	1471.94	1077.78
5	Engineering Contractors (11)	502.50	+0.3	13.19	6.03	9.12	501.24	497.75	491.23	492.65	485.47
6	Mechanical Engineering (67)	208.39	+1.0	11.02	5.60	10.96	206.40	206.85	206.74	208.19	213.81
8	Metals and Metal Forming (11)	170.05	+0.6	10.05	6.98	12.53	169.03	170.24	170.10	171.89	162.52
9	Motors (20)	94.06	+0.5	1.83	7.49	—	93.58	93.37	93.78	95.09	102.79
10	Other Industrial Materials (18)	371.36	+1.4	9.86	5.71	12.41	366.21	368.75	368.73	369.24	369.75
21	CONSUMER GROUP (201)	316.00	+0.3	12.52	5.51	9.67	315.07	314.71	313.24	313.78	280.91
22	Brewers and Distillers (22)	334.50	+0.4	13.98	6.09	8.76	333.01	329.67	326.73	325.54	315.91
25	Food Manufacturing (22)	268.87	+0.2	17.27	6.96	6.75	268.40	269.39	268.01	269.77	255.19
26	Food Retailing (14)	618.39	—	9.18	3.44	13.22	618.22	617.59	612.98	613.18	536.84
27	Health and Household Products (8)	475.57	−0.1	7.30	3.58	16.17	475.94	475.67	473.77	471.46	325.29
29	Leisure (23)	439.55	—	10.10	5.29	12.39	439.42	440.65	440.08	443.22	426.96
32	Newspapers, Publishing (12)	538.78	—	12.71	5.85	10.01	538.78	538.78	537.62	535.48	509.77
33	Packaging and Paper (14)	151.35	+0.7	15.22	7.03	7.63	150.28	149.60	150.16	151.79	151.76
34	Stores (45)	288.42	+0.5	10.25	4.83	12.86	286.91	288.02	286.85	287.01	266.70
35	Textiles (23)	173.96	−0.8	12.97	6.10	9.51	175.48	175.54	175.19	175.46	158.66
36	Tobaccos (3)	339.77	+1.0	21.52	8.09	5.24	336.36	332.58	331.33	333.28	261.85
39	Other Consumer (15)	284.13	−0.2	0.28	5.90	—	284.82	285.54	285.35	287.73	298.18
41	OTHER GROUPS (77)	266.95	+0.7	12.96	6.27	9.33	264.82	263.39	261.78	262.12	229.85
42	Chemicals (16)	353.48	+0.9	13.03	6.59	9.21	350.24	347.72	346.42	344.66	284.49
44	Office Equipment (4)	114.03	−0.3	14.26	7.66	8.61	114.42	114.60	114.42	115.06	115.27
45	Shipping and Transport (13)	576.75	+0.7	19.34	7.14	6.27	572.74	572.22	567.38	571.31	566.33
46	Miscellaneous (44)	343.55	+0.7	10.94	5.50	11.13	341.12	341.00	338.74	340.57	296.25
49	INDUSTRIAL GROUP (487)	338.15	+0.5	11.30	5.08	10.77	336.42	336.32	335.15	335.90	295.41
51	Oils (13)	756.87	+1.4	20.91	7.58	5.42	746.78	743.66	748.17	751.86	756.83
59	500 SHARE INDEX	372.24	+0.6	12.85	5.50	9.29	369.84	369.50	368.78	369.76	332.50
61	FINANCIAL GROUP (117)	249.66	+0.3	—	6.66	—	248.82	248.73	247.36	247.79	253.70
62	Banks (6)	273.20	−0.2	38.31	7.87	2.86	273.74	274.98	271.30	271.30	248.68
63	Discount Houses (9)	235.17	−1.6	—	9.70	—	238.88	236.88	236.82	236.38	274.99
65	Insurance (Life) (9)	267.47	+0.4	—	6.84	—	266.52	264.81	263.54	263.54	258.39
66	Insurance (Composite) (10)	153.45	+1.0	—	9.23	—	151.99	151.92	152.24	152.24	169.31
67	Insurance Brokers (7)	498.66	+1.0	11.10	5.21	12.22	493.89	490.84	488.42	488.42	399.35
68	Merchant Banks (12)	147.31	+1.2	—	5.76	—	145.51	145.92	143.41	144.95	165.43
69	Property (49)	422.98	+0.4	5.28	3.78	25.31	421.40	420.69	420.84	420.34	465.30
70	Other Financial (15)	172.09	−0.5	18.07	6.65	6.40	173.02	173.43	173.77	174.60	174.26
71	Investment Trusts (111)	304.33	−0.6	—	5.34	—	306.17	306.46	304.25	305.44	306.32
81	Mining Finance (4)	196.98	−1.1	15.85	7.16	7.91	199.08	198.47	200.30	201.45	251.31
91	Overseas Traders (18)	353.68	−1.7	14.07	8.93	8.79	359.63	360.63	361.55	374.97	463.99
99	ALL-SHARE INDEX (750)	339.26	+0.5	—	5.76	—	337.71	337.47	336.61	337.66	316.48

FIXED INTEREST

	PRICE INDICES	Mon June 7	Day's change %	Fri June 4	xd adj. today	xd adj. 1982 to date
	British Government					
1	5 years	113.11	+0.05	113.06	—	5.04
2	5-15 years	113.73	+0.16	113.84	0.29	5.23
3	Over 15 years	118.48	+0.54	118.22	0.37	5.60
4	Irredeemables	120.82	+0.19	120.59	—	6.30
5	All Stocks	114.73	+0.24	114.67	0.22	5.27
6	Debentures & Loans	89.15	+0.53	88.97	0.29	5.10
7	Preference	65.08	+0.39	64.82	0.08	3.21

	AVERAGE GROSS REDEMPTION YIELDS		Mon June 7	Fri June 4	Year ago (approx.)
	British Government				
1	Low	5 years	11.82	11.87	12.47
2	Coupons	15 years	12.40	12.47	13.04
3		25 years	12.48	12.52	13.15
4	Medium	5 years	13.39	13.42	14.66
5	Coupons	15 years	13.41	13.48	14.88
6		25 years	12.85	12.92	14.49
7	High	5 years	13.47	13.40	14.67
8	Coupons	15 years	13.61	13.65	15.09
9		25 years	12.86	12.98	14.67
10	Irredeemables†		12.28	12.29	12.49
11	Debs & Loans	5 years	14.52	14.51	15.44
12		15 years	14.50	14.50	15.44
13		25 years	14.48	14.49	15.44
14	Preference†		15.25	15.25	15.74

† Flat yield. Highs and lows record, base dates, values and constituent changes are published in Saturday issues. A new list of constituents is available from the Publishers, The Financial Times, Bracken House, Cannon Street, London, EC4P 4BY, price 15p, by post 28p.

NEW HIGHS AND LOWS FOR 1982

The following quotations in the Share Information Service yesterday attained new Highs and Lows for 1982.

NEW HIGHS (123)

BRITISH FUNDS (38)
INT. BK. & O'SEAS GOVT. STLG. ISS. (1)
CORPORATION LOANS (9)
LOANS (1)
BEERS (7)
BUILDINGS (8)
CHEMICALS (2)
DRAPERY & STORES (5)
ELECTRICALS (12)
ENGINEERING (3)
FOODS (3)
HOTELS (1)
INDUSTRIALS (17)
INSURANCE (2)
MOTORS (1)
NEWSPAPERS (2)
PROPERTY (1)
SHIPPING (2)
TEXTILES (3)
TRUSTS (3)
OIL & GAS (2)

NEW LOWS (57)

AMERICANS (8)
Bethlehem Steel, Mfrs. Hanover, Chase Manhattan, Sperry Corp., Colgate-Palmolive, U.S. Steel, GATX, Zapata Corp.

CANADIANS (5)
Can. Imp. Bank, Rio Algom, Hudson's Bay, Trans. Can. Pipe, Inco

BANKS (3)
Deutsche Bank, Wells Fargo, Manson Finance

BUILDINGS (2)
Glossop, Leech (Wm.)

STORES (1)
Sonic Sound

ELECTRICALS (3)
Mitel Corp., Wigfall (H.), Thorn EMI 7pc Cnv.

ENGINEERING (2)
Brotherhood (P.), Tecalemit

FOODS (1)
Tate & Lyle

HOTELS (1)
Rowton Hotels

INDUSTRIALS (11)
Biilam (J.), Kelshaw (A.), Burco Dean, Lesney Products, Dalgety, Manch. Ship Canal, Esselte, Press (Wm.), Gartons, Rowan & Boden, Howard Tenens

NEWSPAPERS (1)
Gordon & Gotch

PAPER (1)
Smith (David)

PROPERTY (6)
Austmark Int., Slough Ests. 10pc Conv., Clarke Nickolls, Thames Inv. & Secs., Do. 8pcCnv. '91-94, Trust Secs. Detd.

TEXTILES (1)
Carrington Viyella

TRUSTS (2)
M. & G. Group, Mexico Fund

OIL & GAS (3)
Brunswick Oil, Sceptre Res., Collins (K.) Pet.

OVERSEAS TRADERS (1)
Gill & Duffus

RUBBERS (1)
Malay Plantations

MINES (4)
North Broken Hill, Ayer Hitam, Vulcan Mins., Geevor

OPTIONS

First Deal-ings	Last Deal-ings	Last Declara-tion	For Settle-ment
May 24	June 11	Sept 2	Sept 13
June 14	June 25	Sept 16	Sept 27
June 28	July 9	Sept 30	Oct 11

For rate indications see end of Share Information Service

Money was given for the call of Scottish and Newcastle, J. Hepworth, Rothmans, Eagle Star, UDS, Waddington, Barker and Dobson, Flexello Castings, Imps, Bats, ICL, Metal Box, Boustead and Town and City. No puts were reported, but double options were arranged in Renold and Courtaulds.

WORLD VALUE OF THE POUND

The table below gives the latest available rate of exchange for the pound against various currencies on June 7 1982. In some cases rates are nominal. Market rates are the average of buying and selling rates except where they are shown to be otherwise. In some cases market rates have been calculated from those of foreign currencies to which they are tied.

Abbreviations: (A) approximate rate, no direct quotation available; (F) free rate; (P) based on U.S. dollar parities and going sterling/dollar rates; (T) tourist rate; (Bas) basic rate; (bg) buying rate; (Bk) bankers' rates; (cm) commercial rate; (ch) convertible rate; (fn) financial rates (exC) exchange certificate rate; (nc) non-commercial rate; (nom) nominal; (o) official rate; (sg) selling rate.

PLACE	LOCAL UNIT	VALUE OF £ STERLING
Afghanistan	Afghani	99.00
Albania	Lek	10.13
Algeria	Dinar	8.1265
Andorra	French Franc	11.1075
	Spanish Peseta	190.65
Angola	Kwanza	(CM) 60.7025 (T) 62.691
Antigua (S)	E. Caribbean $	4.84
Argentina	Ar. Peso	26,620 (5)
Australia (5)	Australian $	1.7130
Austria	Schilling	30.075
Azores	Portugu'se Escudo	130.25
Bahamas	Ba. Dollar	1.7920
Bahrain	Dinar	0.673
Balearic Isles	Spa. Peseta	190.65
Bangladesh	Taka	38.25
Barbados	Barbados $	3.5840
Belgium	B. Franc	(cm) 80.75 (fn) 88.25
Belize	B $	3.5840
Benin	C.F.A. Franc	555.375
Bermuda	Bda $	1.7920
Bhutan	Indian Rupee	16.72
Bolivia	Bolivian Peso	(cm) 78.85 (F)(A) 179.20
Botswana	Pula	1.8870
Brazil	Cruzeiro ‡‡	298.14
Brit. Virgin Isles	U.S. $	1.7920
Brunei	Brunei $	3.7850
Bulgaria	Lev	1.6662
Burma	Kyat	11.55
Burundi	Burundi Franc	163.695
Camero'nRepublic	C.F.A. Franc	*555.375
Canada	Canadian $	2.2455
Canary Islands	SpanishPeseta	190.65
Cape Verde Isle	Cape V. Escudo	97.90
Cayman Islands	Cay. Is. $	1.4933
Cent. Afr. Republic	C.F.A. Franc	555.375
Chad	C.F.A. Franc	555.375
Chile	C. Peso	(Bk)69.78
China	Renminbi Yuan	3.2530
Colombia	C. Peso	(F) 112.76
Comoro Islands	C.F.A. Franc	555.375
Congo (Brazzaville)	C.F.A. Franc	555.375
Costa Rica	Colon	(O) 36.84 (F) 71.68
Cuba	Cuban Peso	1.4820
Cyprus	Cyprus £	0.827
Czechoslovakia	Koruna	(com) 10.90 n/c 18.99 (T)18.38
Denmark	Danish Krone	14.525
Djibouti	Fr.	310 (sg)
Dominica	E. Caribbean $	4.84
Dominican Repub.	Dominican (Peso)	1.7920
Ecuador	Sucre	(O) 59.31 (F) 78.72
Egypt	Egyptian £	(U) 148.
Equatorial Guinea	Ekuele	381.2
Ethiopia	Ethiopian Birr	(P) 3.6700
Falkland Islands	Falkland Is £	1.0
Faroe Islands	Danish Krone	14.525
Fiji Islands	Fiji $	1.6475
Finland	Markka	8.2285
France	French Franc	11.1075
FrenchC'tyin Af*	C.F.A. Franc	555.375
French Guiana	Local Franc	11.1075
French Pacific Is.	C.F.P. Franc	195 (sg)
Gabon	C.F.A. Franc	555.375
Gambia	Dalasa	4.0
Germany (East)	Ostmark	4.27
Germany (West)	Deutsch Mark	4.27
Ghana	Cedi	4.94
Gibraltar	Gibraltar £	1.0
Greece	Drachma	118.8625
Greenland	Danish Kroner	14.525
Granada	E. Caribbean $	4.84
Guadaloupe	Local Franc	11.1075
Guam	U.S. $	1.7920
Guatemala	Quetzal	1.7920
Guinea Republic	Syli	39.55
Guinea Bissau	Peso	70.50
Guyana	Guyanese $	5.3640
Haiti	Gourd	8.96
Honduras Repub.	Lempira	3.59
Hong Kong	H.K. $	10.4265
Hungary	Forint	62.0920‡‡
Iceland	I. Krona	19.13
India	Ind. Rupee	16.72
Indonesia	Rupiah	1,171.10
Iran	Rial	146.75(sg)
Iraq	Iraq Dinar	0.5291
Irish Republic	Irish £	1.23375
Israel	Shekel	40.20
Italy	Lira	2,360.5
Ivory Coast	C.F.A. Franc	555.375
Jamaica	Jamaica Dollar	3.1958
Japan	Yen	440.5
Jordan	Jordan Dinar	0.613
Kampuchea	Riel	2,150.4
Kenya	Kenya Shilling	18.975
Kiribati	Australian $	1.7130
Korea (Nth)	Won	1.73(‖)
Korea (Sth)	Won	1,320.04
Kuwait	Kuwait Dinar	0.5146
Laos	New Kip	17.92
Lebanon	Lebanese £	8.9455
Lesotho	Loti	1.95325
Liberia	Liberian $	1.7920
Libya	Libyan Dinar	0.5305
Liechtenstein	Swiss Franc	3.64
Luxembourg	Lux Franc	80.75
Macao	Pataca	10.75
Madeira	Portug'se Escudo	130.25
Malagasy Republic	MG Franc	610.925
Malawi	Kwacha	1.94
Malaysia	Ringgit	4.1480
Maldive Islands	Rufiyaa	13.53
Mali Republic	Mali Franc	1,110.75
Malta	Maltese £	0.725
Martinique	Local Franc	11.1075
Mauritania	Ouguiya	91.80
Mauritius	M. Rupee	19.1750
Mexico	Mexican Peso	84.95
Miquelon	C.F.A. Franc	555.375
Monaco	French Franc	11.1075
Mongolia	Tugrik	(o)5.74(‖)
Montserrat	E. Caribbean $	4.84
Morocco	Dirham	10.55(sg)
Mozambique	Metical	53.80
Nauru	Australian Dollar	1.7130
Nepal	Nepalese Rupee	23.60
Netherlands	Guilder	4.735
NetherlandAntilles	Antillian Guilder	3.2076
New Zealand	N.Z. Dollar	2.3580
Nicaragua	Cordoba	17.893
Niger Republic	C.F.A. Franc	555.375
Nigeria	Naira	1.200947 (sg)
Norway	Norway Krone	10.935
Oman Sul'ate of	Rial Omani	0.618
Pakistan	Pakistan Rupee	20.50
Panama	Balboa	1.7920
Papua N.Guinea	Kina	1.2975
Paraguay	Guarani	(O) 225.45 (F) 296.12
Peru	Sol	exe(A)1,148.06
Philippines	Philippine Peso	14.70
Pitcairn Islands	£ Sterling	—
	New Zealand $	2.3580
Poland	Zloty	(Cm)149.85 (T)149.85
Portugal	Portugu'se Escudo	130.25
Puerto Rico	U.S. $	1.7920
Qatar	Qatar Ryal	6.50
Reunion Ile de la	French Franc	11.1075
Romania	Leu	(Cm)7.91 (n/c) 19.47
Rwanda	Rwanda Franc	170.41
St. Christopher	E. Caribbean $	4.84
St. Helena	St. Helena £	1.0
S. Lucia	E. Caribbean $	4.84
St. Pierre	Local Franc	11.1075
St. Vincent	E. Car.bbean $	4.84
Salvador El	Colon	4.47
Samoa American	U.S. $	1.7920
San Marino	Italian Lira	2,360.5
Sao Tome & Prin	Dobra	72.50
Saudi Arabia	Ryal	6.1380
Senegal	C.F.A. Franc	555.375
Seychelles	S. Rupee	11.44 (sg)
Sierra Leone	Leone	2.1828
Singapore	Singapore $	3.7850
Solomon Islands	Solomon Is. $	1.6445
Somali Republic	Somali Shilling (1)	(A)11.38
Somali Republic	Somali Shilling (2)	22.33
South Africa	Rand	1.95325
South West African Territories	S. A. Rand	1.95325
Spain	Peseta	190.65
Spanish ports in North Africa	Peseta	190.65
Sri Lanka	S. L. Rupee	36.75
Sudan Republic	Sudan £ (u)	1.6128
Surinam	S. Guilder	3.2076
Swaziland	Lilangeni	1.95325
Sweden	S. Krona	10.59
Switzerland	Swiss Franc	3.64
Syria	Syria £	(A)10.0
Taiwan	New Taiwan $	68.10
Tanzania	Tan. Shilling	16.45
Thailand	Baht	40.85
Togo Republic	C.F.A. Franc	555.375
Tonga Islands	Pa'anga	1.7135
Trinidad	Trinidad & Tob. $	4.3010
Tunisia	Tunisian Dinar	0.956(sg)
Turkey	Turkish Lira	273.65
Turks & Caicos	U.S. $	1.7920
Tuvalu	Australian $	1.7130
Uganda	Uganda Shilling	155.0
United States	U.S. Dollar	1.7920
Uruguay	Uruguay Peso	(com)22.02 (fn)22.00
Utd. Arab Emirates	U.A.E. Dirham	6.5735
U.S.S.R.	Rouble	1.2863
Upper Volta	C.F.A. Franc	555.375
Vanuatu	Vatu	179.0
	Aust. Dollar	1.7130
Vatican	Italian Lira	2,360.5
Venezuela	Bolivar†	7.69
Vietnam	Dong	(O)3.9020 (T)4.22(‖)
Virgin Island U.S.	U.S. Dollar	1.7920
Western Samoa	Samoan Tala	2.10
Yemen (Nth)	Ryal	8.08(sg)
Yemen (Sth)	S. Yemen Dinar	(A)0.6180
Yugoslavia	New Y Dinar	82.4349
Zaire Republic	Zaire	10.157933
Zambia	Kwacha	1.5395
Zimbabwe	Zimbabwe $	1.3340

* That part of the French community in Africa formerly French West Africa or French Equatorial Africa. † Rupees per pound. ‡ General rates of oil and iron exports 75.25. ** Rate is the transfer market (controlled). ‡‡ Now one official rate. (U) Unified rate: Applicable on all transactions except countries having a bilateral agreement with Egypt and who are not members of IMF. (‖) Based on gross rates against Russian rouble. (1) Parallel exchange rate for essential imports. (2) Exports, non-essential imports and transfer. (3) Now one rate. (4) Essential goods.

$ and £ firm

The dollar improved in currency markets yesterday despite intervention by various European central banks. The firmer trend was based on a recent escalation in Middle East fighting and a rise in Euro-dollar rates.

Sterling was generally firmer despite an easier trend in domestic rates. There was little reaction to the latest trade figures which showed a continued surplus.

The French franc improved within the European Monetary System and was placed above the Irish punt. The D-mark was easier but was still the strongest currency.

DOLLAR — Trade weighted index 115.9 against 115.2 on Friday and 105.8 six months ago. Three-month Treasury bills 12.16 per cent (9.98 per cent six months ago). Annual inflation 6.6 per cent (6.8 per cent previous month) — The dollar rose to DM 2.3820 against the D-mark from DM 2.3560. It was also firmer against the Swiss franc at SwFr 2.0300 up from SwFr 2.0225 and this was its highest closing level since last September. In yen terms the dollar improved to Y245.75 from Y243.75.

STERLING — Trade weighted index 90.9, unchanged from noon and down from 91.0 at the opening but up from Friday's closing figure of 90.6 (91.9 six months ago). Three-month interbank 12⅞ per cent (14⅛ per cent six months ago). Annual inflation 9.4 per cent (10.4 per cent previous month)—Sterling opened at $1.7870-1.7880 against the dollar and traded within a very narrow range of $1.7870-1.7930 before closing at $1.7915-1.7925, a fall of 40 points. Against the D-mark it rose to DM 4.27 from DM 4.2350 and SwFr 3.64 from SwFr 3.6350. It was also firmer against the French franc at FFr 11.1075 from FFr 11.0450.

D-MARK — EMS member (strongest). Trade weighted index 124.2 against 124.7 on Friday and 122.5 six months ago. Three-month interbank 9.125 per cent (10.55 per cent six months ago). Annual inflation 5.3 per cent (5.0 per cent previous month)—The dollar was generally weaker at yesterday's fixing in Frankfurt. Recent pressure on the French and Belgian franc subsided a little, possibly after official intervention by various central banks. The French franc rose to DM 38.40 per FFr 100 from DM 38.26 and the Belgian franc was higher at DM 5.293 from DM 5.29 per BFr 100. The dollar rose to DM 2.3850 from DM 2.3565 and the Bundesbank did not intervene in support of the D-mark although support outside the fixing was probable. The D-mark suffered from a rise in Euro-dollar rates and recent losses by the Government in local elections in Hamburg. Elsewhere the Swiss franc rose to DM 1.1684 from DM 1.1665, while sterling was higher at DM 4.2640 from DM 4.2320.

FRENCH FRANC—EMS member (central position). Trade weighted index 79.3 against 79.5 on Friday and 81.3 six months ago. Three-month interbank 16$\frac{7}{16}$ per cent (15$\frac{7}{16}$ per cent six months ago). Annual inflation 13.9 per cent (14.1 per cent previous month)—The French franc recovered in trading yesterday and was mostly higher against major currencies at yesterday's fixing in Paris. The D-mark fell to FFr 2.6046 from FFr 2.6150 and the Belgian franc was lower at FFr 13.789 per BFr 100 from FFr 13.8190. Outside the EMS the dollar rose to FFr 6.2135 from FFr 6.1460 and sterling was higher at FFr 11.1080 compared with FFr 11.0580 on Friday. However the Swiss franc slipped to FFr 3.0418 from FFr 3.0440.

THE POUND SPOT AND FORWARD

June 7	Day's spread	Close	One month	% p.a.	Three months	% p.a.
U.S.	1.7870-1.7930	1.7915-1.7925	0.20-0.30c dis	−1.67	0.90-1.00dis	−2.12
Canada	2.2400-2.2480	2.2460-2.2470	0.80-0.90c dis	−4.54	2.58-2.68dis	−4.68
Nethlnd.	4.71½-4.74½	4.73-4.74	2-1½c pm	4.44	4⅞-4⅜ pm	3.91
Belgium	80.40-80.85	80.70-80.80	18-28c dis	−3.42	72-82 dis	−3.81
Denmark	14.49½-14.54½	14.52-14.53	6¾-7¼ore dis	−5.63	17½-19 dis	−5.03
Ireland	1.2270-1.2360	1.2330-1.2346	0.63-0.75p dis	−6.71	2.11-2.33dis	−7.20
W. Ger.	4.25½-4.28½	4.26½-4.27½	1½-1¼pf pm	4.22	4⅛-3⅞ pm	3.86
Portugal	129.60-130.50	130.00-130.50	105-380c dis	−22.34	330-1015dis	−20.65
Spain	190.20-190.90	190.55-190.75	55-75c dis	−4.09	235-275 dis	−5.35
Italy	2,357-2,364	2,359½-2,361½	20-23lire dis	−10.93	63½-67½dis	−11.10
Norway	10.90-10.94	10.92-10.93	1½-2½ore dis	−2.20	5¾-7 dis	−2.36
France	11.07-11.12	11.10½-11.11½	20½-23½c dis	−23.50	43-47 dis	−16.21
Sweden	10.56-10.61	10.58½-10.59½	¾-1¼ore dis	−0.85	1-1½ dis	0.52
Japan	438-443	440-441	2.32-2.12y pm	6.05	6.18-5.99 pm	5.53
Austria	29.97-30.12	30.05-30.10	13-9gro pm	4.39	33-26 pm	3.92
Switz.	3.63-3.67	3.63½-3.64½	2½-2⅛c pm	8.24	7⅛-6⅞ pm	7.69

Belgian rate is for convertible francs. Financial franc 88.20-88.30. Six-month forward dollar 1.92-2.02c dis. 12-month 3.30-3.40c dis.

THE DOLLAR SPOT AND FORWARD

June 7	Day's spread	Close	One month	% p.a.	Three months	% p.a.
UK†	1.7870-1.7930	1.7915-1.7925	0.20-0.30c dis	−1.67	0.90-1.00dis	−2.12
Ireland†	1.4475-1.4630	1.4490-1.4520	0.65-0.55c pm	4.97	1.90-1.70 pm	4.97
Canada	1.2520-1.2570	1.2520-1.2525	0.33-0.36c dis	−3.30	0.80-0.85dis	−2.63
Nethlnd.	2.6355-2.6440	2.6355-2.6385	1.35-1.25c pm	5.90	4.00-3.90 pm	5.98
Belgium	44.95-45.08	45.05-45.07	4-7c dis	−1.46	19-23 dis	−1.86
Denmark	8.0970-8.1350	8.0970-8.1020	2.45-2.70ore dis	−3.81	5.60-6.10dis	−2.88
W. Ger.	2.3790-2.3900	2.3815-2.3825	1.17-1.12pf pm	5.77	3.58-3.53 pm	5.97
Portugal	72.00-73.00	72.60-72.85	50-200c dis	−20.62	150-525dis	−18.56
Spain	106.30-106.56	106.40-106.50	20-25c dis	−2.54	85-95 dis	−3.38
Italy	1,316½-1,321	1,316½-1,317½	10½-11½lire dis	−9.78	29½-31½ dis	−9.18
Norway	6.0960-6.1070	6.0960-6.1010	0.10-0.50ore dis	−0.59	0.20-0.60dis	−0.26
France	6.1950-6.2150	6.1975-6.2025	10½-11½c dis	−21.78	21-22½ dis	−14.04
Sweden	5.9080-5.9230	5.9080-5.9130	0.60-0.40ore pm	1.01	2.30-2.10 pm	1.49
Japan	245.10-246.30	245.70-245.80	1.59-1.51y pm	7.57	4.74-4.64 pm	7.63
Austria	16.75-16.82	16.77½-16.78½	9½-8gro pm	6.17	27-24 pm	6.08
Switz.	2.0225-2.0476	2.0295-2.0305	1.70-1.62c pm	9.81	4.90-4.82 pm	9.58

† UK and Ireland are quoted in U.S. currency. Forward premiums and discounts apply to the U.S. dollar and not to the individual currency.

CURRENCY MOVEMENTS

June 7	Bank of England Index	Morgan Guaranty Changes%
Sterling	90.9	−32.5
U.S. dollar	115.9	+8.7
Canadian dollar	86.4	−19.8
Austrian schilling	117.2	+25.8
Belgian franc	95.3	−1.7
Danish kronar	83.7	−13.4
Deutsche mark	124.2	+47.4
Swiss franc	145.2	+94.7
Guilder	114.9	+21.5
French franc	79.3	−14.9
Lira	54.1	−58.9
Yen	134.7	+26.3

Based on trade weighted changes from Washington agreement December, 1971. Bank of England index (base average 1975=100).

CURRENCY RATES

June 7	Bank rate %	Special Drawing Rights	European Currency Units
Sterling	—	0.624771	0.561447
U.S. $	12	1.11784	1.00587
Canadian $	15.87	—*	1.25985
Austria Sch.	6¾	18.7518	16.8449
Belgian F.	14	50.3978	45.2242
Danish Kr.	11	9.07295	8.14638
D mark	7½	2.66605	2.39342
Guilder	8	n/a	2.65071
French Fr.	9½	6.97540	6.23100
Lira	19	1474.43	1323.60
Yen	5½	n/a	246.750
Norwgn. Kr.	9	6.82385	6.12861
Spanish Pts.	8	118.943	106.882
Swedish Kr.	10	6.61314	5.93787
Swiss Fr.	5½	2.27928	2.04608
Greek Dr'ch.	20½	n.a	65.1545

* CS/SDR rate for June 4: 1.40258.

OTHER CURRENCIES

June 7	£	$		£ Note Rates
Argentino Peso	26,500-26,540†	14,850-14,900†	Austria	29.90-30.20
Australia Dollar	1.7120-1.7140	0.9560-0.9565	Belgium	87½-88½
Brazil Cruzeiro	297.64-298.64	166.21-167.04	Denmark	14.45-14.59
Finland Markka	8.221-8.236	4.5925-4.5945	France	11.05-11.15
Greek Drachma	116.616-117.107	64.50-64.70	Germany	4.24-4.29
Hong Kong Dollar	10.42-10.433	5.8170-5.8200	Italy	2330-2370
Iran Rial	145.75*	81.95*	Japan	440-445
Kuwait Dinar (KD)	0.5141-0.5161	0.2874-0.2876	Netherlands	4.70-4.75
Luxembourg Fr.	80.70-80.80	45.05-45.07	Norway	10.87-10.97
Malaysia Dollar	4.14-4.15	2.3100-2.3120	Portugal	126¼-140
New Zealand Dlr.	2.3560-2.3600	1.3150-1.3165	Spain	181¾-191
Saudi Arab. Riyal	6.1335-6.1425	3.4285-3.4295	Sweden	10.53-10.63
Singapore Dollar	3.78-3.79	2.1090-2.1110	Switzerland	3.63-3.67
Sth. African Rand	1.9525-1.9540	1.0895-1.0905	United States	1.78-1.80
U.A.E. Dirham	6.5680-6.5790	3.6715-3.6735	Yugoslavia	83-102

† Now one rate. * Selling rate.

EMS EUROPEAN CURRENCY UNIT RATES

	ECU central rates	Currency amounts against ECU June 7	% change from central rate	% change adjusted for divergence	Divergence limit %
Belgian Franc	44.6963	45.2242	+1.18	+1.19	±1.5440
Danish Krone	8.18382	8.14638	−0.46	−0.45	±1.6428
German D-Mark	2.41815	2.39342	−1.02	−1.01	±1.1097
French Franc	6.19564	6.23100	+0.57	+0.58	±1.3743
Dutch Guilder	2.67296	2.65071	−0.83	−0.82	±1.5069
Irish Punt	0.686799	0.693039	+0.91	+0.92	±1.6689
Italian Lira	1305.13	1323.60	+1.42	+1.42	±4.1242

Changes are for ECU, therefore positive change denotes a weak currency. Adjustment calculated by Financial Times. For Sterling/ECU rate see currency rates table.

EXCHANGE CROSS RATES

June 7	Pound St'rling	U.S. Dollar	Deutschem'k	Japanese Yen	French Franc	Swiss Franc	Dutch Guild'	Italian Lira	Canadia Dollar	Belgian Franc
Pound Sterling	1.	1.792	4.270	440.5	11.108	3.640	4.735	2351.	2.247	80.75
U.S. Dollar	0.558	1.	2.383	245.8	6.198	2.031	2.642	1317.	1.254	45.05
Deutschemark	0.234	0.420	1.	103.2	2.601	0.852	1.109	552.8	0.526	18.91
Japanese Yen 1,000	2.270	4.068	9.694	1000.	25.22	8.263	10.75	5359.	5.100	183.3
French Frank 10	0.900	1.613	3.844	396.6	10.	3.277	4.263	2125.	2.023	72.70
Swiss Franc	0.275	0.492	1.173	121.0	3.052	1.	1.301	648.5	0.617	22.18
Dutch Guilder	0.211	0.378	0.902	93.03	2.346	0.769	1.	498.5	0.474	17.05
Italian Lira 1,000	0.424	0.759	1.809	186.6	4.706	1.542	2.006	1000.	0.952	34.21
Canadian Dollar	0.445	0.798	1.901	196.1	4.944	1.620	2.108	1051.	1.	35.94
Belgian Franc 100	1.238	2.219	5.288	545.5	13.76	4.508	5.864	2925.	2.782	100.

FT LONDON INTERBANK FIXING (11.00 a.m. JUNE 7)

3 months U.S. dollars		6 months U.S. dollars	
bid 14 3/4	offer 14 7/8	bid 14 7/8	offer 15

The fixing rates are the arithmetical means, rounded to the nearest one-sixteenth, of the bid and offered rates for $10m quoted by the market to five reference banks at 11 am each working day. The banks are National Westminster Bank, Bank of Tokyo, Deutsche Bank, Banque Nationale de Paris and Morgan Guaranty Trust.

EURO-CURRENCY INTEREST RATES (Market closing Rates)

June 7	Sterling	U.S. Dollar	Canadian Dollar	Dutch Guilder	Swiss Franc	D-mark	French Franc	Italian Lira	Belgian Franc Conv.	Belgian Franc Fin.	Yen	Danish Krone
Short term	13¼-13⅜	13⅝-13⅞	18-19	8⅝-8⅞	11-11	8¾-8⅞	—	20-22	15½-15	14¾-15⅛	6⅝-6⅞	—
7 day's notice	13¼-13⅜	14-14¼	18-19	8⅝-8¾	4¼-4¾	8¾-8⅞	35-45	25¼-25¼	14-15⅛	14¾-15	6⅞-7	19-20½
Month	13-13⅛	14$\frac{1}{16}$-14$\frac{3}{16}$	17½-17⅞	8⅛-8$\frac{7}{16}$	4⅜-4⅞	8¾-8⅞	35-37	24⅛-25⅞	15¾-17	14⅞-15⅛	7-7⅛	18¾-20¼
Three months	12$\frac{13}{16}$-12⅞	14⅝-14⅞	17¼-17⅝	8¾-8⅞	4$\frac{7}{16}$-5$\frac{1}{16}$	8¾-8⅞	27-29	23¼-24⅜	16¼-17¼	14⅞-15⅛	7$\frac{1}{16}$-7$\frac{3}{16}$	19⅝-21⅛
Six months	12$\frac{11}{16}$-12⅞	14$\frac{11}{16}$-14$\frac{13}{16}$	16⅞-17¼	8$\frac{7}{16}$-8$\frac{9}{16}$	5⅜-5⅞	8¾-8⅞	24-26	23¾-24⅜	16-17	14⅝-14⅞	7$\frac{3}{16}$-7$\frac{5}{16}$	18⅝-20⅛
One Year	12$\frac{13}{16}$-13$\frac{1}{16}$	14¾-14	16⅞-17¼	8⅞-9	5¾-5⅞	8¾-8⅞	21½-22½	23¾-24⅜	15½-16½	14½-14¾	7$\frac{3}{16}$-7$\frac{5}{16}$	17½-19

SDR linked deposits: one month 14$\frac{3}{16}$-14$\frac{11}{16}$ per cent; three months 13$\frac{13}{16}$-14$\frac{3}{16}$ per cent; six months 13⅝-13⅞ per cent; one year 13$\frac{11}{16}$-13$\frac{7}{16}$ per cent.

ECU linked deposits: one-month 15$\frac{13}{16}$-16$\frac{1}{16}$ per cent; three months 14⅞-14⅜ per cent; six months 14$\frac{7}{16}$-14$\frac{11}{16}$ per cent; one year 13$\frac{7}{16}$-13$\frac{11}{16}$ per cent.

Asian $ (closing rates in Singapore): one month 14$\frac{7}{16}$-14$\frac{11}{16}$ per cent; three months 14⅝-14⅞ per cent; six months 14$\frac{11}{16}$-14$\frac{15}{16}$ per cent; one year 14$\frac{11}{16}$-14$\frac{15}{16}$ per cent. Long-term Eurodollar two years 14¾-15 per cent; three years 14⅞-15⅛ per cent; four years 15-15¼ per cent; five years 15¼-15½ per cent; nominal closing rates. Short-term rates are call for U.S. dollars, Canadian dollars and Japanese yen; others two days' notice.

The following rates were quoted for London dollar certificates of deposit: one-month 14.05-14.15 per cent; three months 14.20-14.30 per cent; six months 14.35-14.45 per cent; one year 14.30-14.40 per cent.

MONEY MARKETS

Bank cuts dealing rates

UK clearing bank base lending rate 13 per cent (since March 12)

Interest rates continued to fall in the London money market yesterday, following the reduction in Bank of England money market dealing rates. With funds in short supply the authorities intervened before lunch to buy bank bills at reduced rates within bands 2, 3 and 4. This led to speculation of an imminent cut in clearing bank base rates by ½ per cent, although the mood of optimism was somewhat tempered by the failure to cut the buying rate for band 1 bills.

A shortage of around £300m was forecast by the authorities in the morning, but this was revised to £350m in the afternoon. The major factors were: bills maturing in official hands, and a net market take-up of Treasury bills −£413m, plus run-down bank balances −£130m. These were partly offset by Exchequer transactions +£50m, and a fall in the note circulation +£220m.

In the morning the Bank of England bought £181m bank bills, made up of £3m in band 1 (up to 14 days) at 13⅛ per cent; £127m in band 2 (15-33 days) at 12⅞-13 per cent; £41m in band 3 (34-63 days) at 12¾-13⅛ per cent; and £10m in band 4 (68-84 days) at 12½-12⅝ per cent.

A further £70m bank bills were purchased in the afternoon, through £3m in band 1 at 13⅛ per cent; £29m in band 2 at 12⅞ per cent; and £38m in band 3 at 12⅝ per cent.

The total help of £251m was about £100m less than the forecast shortage, and overnight interbank money remained tight throughout, finishing around 18 per cent.

In New York the Federal Reserve Bank intervened twice to add funds to the banking system. When Federal funds were trading at 13⅛ per cent the central bank added $1bn by way of a repurchase agreement for a customer account, and later bought $300m of bills, with funds still at 13⅛ per cent.

Call money remained around 9 per cent in the Frankfurt money market yesterday in fairly tight conditions. The DM 6.1bn added to the market by way of a securities repurchase agreement, did not balance the withdrawl of DM 8.3bn as a similar 28-day repurchase agreement came to an end. Another agreement runs out next Monday, and unless the liquidity is replaced by the German authorities, conditions are expected to deteriorate as large corporate tax payments fall due. There should be some extra margin for borrowing under the Lombard facility however, with Lombard debt falling to DM 400m last Friday from DM 900m on Thursday.

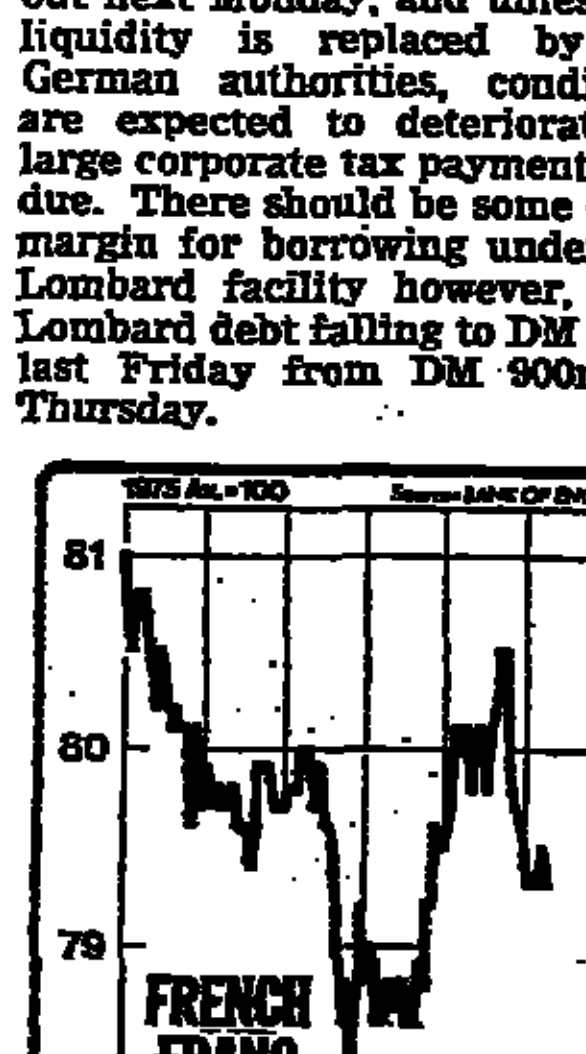

EUROCURRENCIES

$ rates firm

The dollar was mixed in forward foreign exchange trading as Eurodollar interest rates firmed following the increase in last week's U.S. money supply figures. Eurosterling rates eased, after an initial firmness, widening the dollar's forward discount against the pound. Euro Swiss franc rates were firmer, narrowing the Swiss currency's forward premium against the dollar, while Euro D-mark rates were steady after an early rise. The German unit's forward premium against the U.S. currency widened as a reflection of the firmer trend in Eurodollar rates, and the firmer trend of the dollar in spot trading.

Forward trading by the weaker members of the European Monetary System, also tended to reflect the upward trend in Eurodollar rates, leading to a small reduction in discounts.

This was the case with the Italian lira and the Belgian franc, but was also the same for the French franc, despite a rise in Eurofranc interest rates. Week money closed at 40 per cent, and very short French rates were around 300 per cent at one time.

MONEY RATES

NEW YORK

Prime rate	16-16½
Fed funds (lunch-time)	13⅛-13⅞
Treasury bills (13-week)	12.16
Treasury bills (26-week)	12.24

GERMANY

Lombard	9.00
Overnight rate	9.00
One month	9.075
Three months	9.125
Six months	9.00

FRANCE

Intervention rate	16.0
Overnight rate	16.25
One month	16.3125
Three months	16.3125
Six months	15.5625

JAPAN

Discount rate	5.5
Call (unconditional)	7.15625
Bill discount (three-month)	7.21875

LONDON MONEY RATES

June 7 1982	Sterling Certificate of deposit	Interbank	Local Authority deposits	Local Auth. negotiable bonds	Finance House Deposits	Company Deposits	Discount Market Deposits	Treasury Bills ♦	Eligible Bank Bills ♦	Fine Trade Bills ♦
Overnight	—	3-13¾	13¼-13½	—	—	13⅝-14	12¾-13	—	—	—
2 days notice	—	—	13-13⅛	—	—	—	—	—	—	—
7 days or	—	—	—	—	—	—	—	—	—	—
7 days notice	—	13¼-18	13-13⅛	—	—	13⅝	13	—	—	—
One month	13⅛-12$\frac{15}{16}$	13⅛-13⅛	13⅛	13⅝-13⅜	13⅛	13⅛	12¾-13	12⅞	12⅞	13½
Two months	13-12⅞	13-13¼	—	13⅛-13	13	13¼-13⅜	12⅝-12⅝	12$\frac{13}{16}$	12$\frac{13}{16}$	13¼
Three months	12¾-12⅝	12⅞-13⅛	12$\frac{11}{16}$	13⅛-13	12⅞	13⅛-12⅞	12⅛-12⅝	12$\frac{11}{16}$-12¼	12¼-13$\frac{1}{16}$	12⅞
Six months	12$\frac{11}{16}$-12$\frac{9}{16}$	12¾-13	12⅞	12⅛-11⅞	12⅞	—	—	—	11⅞-12$\frac{1}{16}$	12½
Nine months	12$\frac{11}{16}$-12$\frac{9}{16}$	12¾-13	—	13-12⅝	12⅞	—	—	—	—	—
One year	12$\frac{11}{16}$-12$\frac{9}{16}$	12¾-13	12⅞	12⅞-12½	12⅞	—	—	—	—	—
Two years	—	—	13⅛	—	—	—	—	—	—	—

Local authorities and finance houses seven days' notice, others seven days fixed. Long-term local authority mortgage rates, nominally three years 13½ per cent; four years 13⅝ per cent; five years 13⅝ per cent. ♦ Bank bill rates in table are buying rates for prime paper. Buying rates for four-month bank bills 12$\frac{7}{16}$ per cent; four months trade bills 12⅞ per cent.

Approximate selling rates for one month Treasury bills 12⅝ per cent; two months 12$\frac{7}{16}$ per cent; three months 12⅜ per cent. Approximate selling rate for one month bank bills 12⅝ per cent; two months 12$\frac{9}{16}$ per cent and three months 12$\frac{7}{16}$-12$\frac{9}{16}$ per cent; one month trade bills 13⅛ per cent; two months 13 per cent; three months 12⅞ per cent.

Finance Houses Base Rates (published by the Finance Houses Association) 14 per cent from June 1 1982. London and Scottish Clearing Bank Rates for lending 13 per cent. London Clearing Bank Deposit Rates for sums at seven days' notice 10-10¼ per cent. Treasury Bills: Average tender rates of discount 12.6575 per cent.

Certificates of Tax Deposit (Series 5) 13¾ per cent from May 14. Deposits withdrawn for cash 11 per cent.

FT UNIT TRUST INFORMATION SERVICE

AUTHORISED TRUSTS

Abbey Unit Tst. Mngrs. (a)
72-80, Gatehouse Rd., Aylesbury 0296 5941
American Growth 57.2 61.5 −0.9 2.36
Capital 40.9 44.2 4.98
(Accum. Units) 54.4 58.8 −0.1 4.98
General 65.7 71.0 +0.2 4.32
Gilt & Fixed Int. 103.5 108.9 +0.2 11.68
Income 40.6 43.9 8.95
Japan 46.3 50.0 0.50
Worldwide Bond 105.6 113.6 −0.5 4.40
Inv. Tst. Fd. 54.1 58.5 −0.2 4.09
Equities Prog. 89.1 96.3 −0.1 4.36

Allen Harvey & Ross Unit Tst. Mngrs.
45, Cornhill, London EC3V 3PB. 01-623 6314.
AHR Gilt Trust 94.1 99.0 +0.3 12.33

Allied Hambro Ltd. (a) (g)
Hambro Hse., Hutton, Brentwood, Essex. Brentwood (0277) 211459 & 229123
Balanced Funds
Allied Tst. 96.0 102.9 +0.6 5.61
Brit. Inds. Fund 83.8 89.7 +0.3 5.96
Growth & Income 63.3 67.9 +0.3 4.03
Allied Capital 110.2 118.0 −0.1 4.23
Hambro Fund 145.8 156.0 5.08
Hambro Acc. Fund 218.6 233.8 +0.8 4.54
Income Funds
High Yield Fd. 72.2 77.2 +0.6 8.42
High Income 69.6 74.5 +0.1 7.38
Equity Income Fd. 50.7 54.2 +0.2 7.89
Govt. Secs. 25.7 26.4 +0.1 11.79
International Funds
International 32.4 34.7 −0.1 2.89
Japan Fund 26.5 28.3 −0.3 0.89
Pacific Fund 63.6 68.0 −0.8 1.39
American Spec. Sits. 24.1 25.8 1.08
Secs. Of America 77.6 83.0 −0.4 2.96
Specialist Funds
Smaller Co.'s Fd. 63.3 67.7 +0.1 3.20
2nd Smllr. Co's Fd. 80.1 85.7 +0.3 3.80
Recovery 30.6 32.7 4.32
Met. Min. & Cmdty. 53.6 57.4 −0.1 5.63
Overseas Earnings 84.9 90.8 +0.4 4.43
Technology Fund 49.3 52.8 4.08
Exempt Funds
Income Exempt 58.2 61.1 8.39
Far East Exempt 69.2 71.9 −0.9 1.74
Smaller Co. Exempt 109.2 114.6 −0.2 3.45
U.S.A. Exempt 126.8 131.8 −1.0 2.99

Anderson Unit Trust Managers Ltd.
62, London Wall, EC2R 7DQ 01-638 1200
Anderson U.T. 67.5 72.8 +1.4 3.38

Ansbacher Unit Mgmt. Co. Ltd.
1, Noble St., EC2V 7JA. 01-296 8181
Inc. Monthly Fund 171.0 180.0 10.28
Leisr. & Gen. Fd. 55.5 58.5 5.27

Anthony Wieler Unit Tst. Mgmt. Ltd.
19, Widegate St., London, E1 7HP. 01-247 8827
Wieler Gwth Fd. Inc. 38.0 40.8 −0.3 2.6
Do. Accum. 49.3 53.0 −0.4 —

Arbuthnot Securities Ltd. (a)(c)
37, Queen St., London, EC4R 1BY. 01-236 5281
Capital Growth 35.6 38.2 3.04
(Accumulation) 36.2 38.8 3.04
Commodity 61.5 66.1 −0.6 2.32
(Accumulation) 98.8 106.2 −0.9 2.32
(10% Withdrawal) 41.4 44.5 −0.4 2.32
Eastern & Internatl. 45.2 48.6 −0.5 1.00
(6% Withdrawal) 29.3 31.5 −0.4 1.00
Extra Income 80.9 87.2 +0.4 11.68
(Accumulation) 111.1 119.7 +0.4 11.68
Finance & Property 25.8 27.8 −0.1 4.89
Foreign 127.5 137.3 −1.9 1.00
Gilt & Fixed 42.2 44.2 +0.2 11.93
(Accumulation) 51.9 54.4 +0.3 11.93
High Income 36.6 39.4 +0.2 9.81
(Accumulation) 65.2 70.2 +0.1 9.81
(9½% Withdrawal) 47.1 50.7 +0.1 9.81
High Yield 37.0 39.7 +0.2 12.51
(Accumulation) 73.9 79.3 +0.2 12.51
North American 33.9 36.5 −0.5 1.00
Preference 20.8 22.2 13.72
(Accumulation) 47.0 50.2 13.72
Smaller Companies 43.3 46.5 −0.1 2.56
(Accumulation) 44.1 47.4 −0.1 2.56

Archway Unit Tst. Mgs. Ltd.(a)(c)
317, High Holborn, WC1V 7NL. 01-831 6233
Archway Fund 114.8 123.4 6.69
Prices June 3. Next sub. day June 10.

Arkwright Management
Parsonage Gdns., Manchester 061-834 2332
Arkwright Fd June 1 106.1 112.9 4.13

Barclays Unicorn Ltd.(a)(c)(g)
Unicorn Ho. 252, Romford Rd., E7. 01-534 5544
Unicorn America 34.6 37.1 −0.4 1.78
Do. Aust. Acc. 96.7 103.9 −0.9 1.65
Do. Aust. Inc. 73.1 78.6 −0.7 1.65
Do. Capital 96.3 103.9 +0.2 4.97
Do. Exempt Tst. 154.0 160.5 −0.1 6.37
Do. Extra Income 32.0 34.5 9.05
Do. Financial 97.7 105.0 −0.1 4.96
Do. 500 112.4 120.8 +0.1 5.18
Do. General 46.0 49.4 5.94
Do. Gilt & Fxd. Int. Inc 47.5 49.2 +0.1 12.77
Do. Gtr. Pacific Acc. 44.5 47.8 −0.4 1.05
Do. Gtr. Pacific Inc. 44.3 47.6 −0.5 1.05
Do. Growth Acc. 75.9 81.6 3.32
Do. Income Trust 121.3 130.6 6.17
Do. Prf. A'ns. Tst. 57.7 61.3 −0.3 3.79
Do. Recovery 58.8 63.2 +0.2 5.99
Do. Trustee Fund 176.4 189.6 −0.3 5.69
Do. W'wide Tst. 49.1 52.7 −0.5 1.88
B'tst.In.Fd.Acc. 118.6 127.5 +0.4 5.34
Do. Income 87.6 94.1 +0.3 5.34

Baring Brothers & Co. Ltd.
8, Bishopsgate, EC2N 4AE. 01-283 8833
Stratton Trust 275.2 287.0 4.80
Do. Accum. 382.6 398.6 4.80
Next sub. day June 15 (by 12.00 noon).

Bishopsgate Progressive Mgmt. Co.
Stock Exchange, London, EC2N 1HD. 01-588 6280
B'gate. ** June 2 293.8 310.5 3.35
Acc. Units ** June 2 382.7 403.3 3.35
B'gate Int. May 18 347.8 373.8 1.80
Accum. May 18 407.3 437.7 1.80
Bedemax Intl. Cap. * 102.6 105.9 —
Next sub day June 8. **June 15. *Weekly dealings.

Bridge Fund Managers (a)(c)
Regis Hse., King William St., EC4. 01-623 4951
Amer. Gen.† 33.3 35.9 1.59
Income 59.6 64.1 6.72
Capital Inc.‡ 53.7 57.8 3.37
Do. Acc.‡ 65.5 70.4 3.37
Exempt† 162.0 175.0 6.29
Intl. Recovery Inc.‡ 23.0 24.8 4.85
Do. Acc.‡ 29.2 31.4 4.85
Dealing †Tues. ‡Wed. †Thurs. †Prices May 5/6/7.

Britannia Gp. of Unit Trusts Ltd. (a)(c)(g)
Salisbury House, 31, Finsbury Circus, London EC2. 01-638 0478/0479 or 01-588 2777
UK Specialist Funds
Assets 120.1 129.5 −0.2 4.78
Recovery 40.9 44.1 +0.1 5.13
Smaller Cos. 51.7 55.7 +0.2 3.71
Spec. Mkt. Sits. 49.8 53.7 −0.1 4.44
UK Blue Chip 42.2 45.5 +0.1 4.62
High Income Funds
Nat. High Inc. 79.5 85.7 8.03
Extra Inc. 27.8 30.0 10.58
Inc. & Growth 84.5 91.1 +0.1 6.65
Pref. Shares 16.5 17.8 −0.1 14.79
Gilt 23.8 25.1 +0.1 10.90
Sector Specialist Funds
Commodity Shares 92.7 99.9 −0.6 3.26
Financial Secs. 96.9 104.5 +0.4 4.99
Gold & General 123.0 132.7 +3.1 7.53
Inv. Trust Shares 63.0 68.0 −0.4 3.15
Minerals 52.2 56.3 +0.7 6.17
Prop. Shares 23.4 25.2 3.03
Univ. Energy 53.3 57.5 +0.1 2.37
World Tech. 22.6 24.4 −0.3 0.25
Overseas Funds
American Growth 38.9 41.9 −0.3 2.20
Am. Smaller Cos. 60.0 64.7 −0.8 0.68
Am. Spec. Sits. 37.1 40.0 −0.5 1.30
Far East 30.3 32.7 −0.5 1.42
Hong Kg. Perfmce. 27.5 29.7 −0.3 2.74
Intl. Growth 71.0 76.5 −0.7 2.62
Japan Perf. Tst. 73.1 78.8 −1.0 0.40
General Funds
Capital Acc. 78.0 84.1 −0.1 4.00
Comm. & Ind. 64.1 69.1 +0.3 3.72
Domestic 50.3 54.2 +0.1 4.64
Growth 99.3 107.1 −0.1 3.16
Professional 826.2 882.7 +4.7 5.29
Shield 58.5 63.1 4.11
Exempt Funds
Exempt 175.7 185.9 −0.4 5.42
Ex. Mkt. Ldrs. 37.1 39.3 +0.1 4.50
For British Life Office see Reliance Unit Mgrs.

Brown Shipley & Co. Ltd. (a)(g)
Harlands Hse., Haywards H'th, Sx. 0444-458144.
B.S. Units June 7 290.7 308.1 +1.3 6.41
B.S. Accum. June 7 424.5 450.0 +2.0 —
Financial 52.5 56.5 −0.1 4.80
Growth Accum. 85.0 92.4 −0.1 4.23
Growth Income 59.1 64.3 −0.1 4.23
High Income 25.3 27.2 10.49
Income 29.6 31.2 8.14
Index 34.9 37.5 +0.2 5.41
North American 25.9 27.9 −0.4 6.06
Orient 24.2 26.1 −0.4 1.08
Recovery 16.2 17.5 5.40
Technology 70.2 75.5 −0.7 1.67
Exempt 90.7 94.5 6.30

Buckmaster Management Co. Ltd.
The Stock Exchange, EC2P 2JT. 01-588 2868
Buckmaster Fd. June 3 84.2 88.8 3.33
Accum Units June 3 121.7 128.3 3.33
Conv Fd. June 2 52.1 55.3 9.75
Accum. Units June 2 73.7 78.2 9.75
Marlboro Fd. June 1 62.0 65.1 2.58
(Accum. Uts.) June 1 77.4 81.3 2.58
Smlr. Co's Fd. June 4 519.0 555.4 2.50
(Accum. Uts.) June 4 519.0 555.4 2.50

Canada Life Unit Trust Mngrs. Ltd.
2-6 High St., Potters Bar, Herts. P. Bar 51122
Can. Gen Dist. 62.4 65.2 +0.4 4.46
Do. Gen Accum 73.7 77.6 +0.5 4.49
Do. Income Dist. 37.5 39.5 +0.2 8.43
Do. Inc. Accum. 62.9 66.2 +0.2 8.47
Gilt & Fxd. Int. Trust 26.6 28.0 +0.1 11.90

Capel (James) Mngt. Ltd.
100, Old Broad St., EC2N 1BQ. 01-588 6010
Capital 128.1 136.3 2.67
Income 95.5 101.7 7.86
North American 110.1 117.2 2.64
Prices on June 2. Next dealing June 16.

Carr, Sebag Unit Trust Managers(a)
57/63, Princess St., Manchester 061-236 5685
Carr, Sebag Cap. Fd. 45.0 47.8 −2.3 2.42
Carr, Sebag Inc. Fd. 30.8 32.9 −0.1 8.25
Carr Sebag Far East'n. 23.3 24.5 −1.0 1.85

Charinco Charities N/R Fund‡‡
15, Moorgate, London, EC2. 01-638 4021
Income May 28 122.61 12.07
Do. Accum. May 28 247.06 12.07

Charities Official Invest. Fund‡‡
77 London Wall, EC2N 1DB. 01-588 1815
Income April 30 169.72 7.19
Accum. April 30 423.50 —

Chieftain Trust Managers Ltd (a) (g)
11, New St., EC2M 4TP 01-283 2632
American (z) 25.9 28.2 −0.2 1.56
Australian (z) 17.9 19.2 +0.1 2.68
Far Eastern Tst. (z) 36.9 40.0 −0.5 1.24
High Income 34.9 37.8 +0.4 11.65
Intl. Trust (z) 40.6 44.0 1.61
Basic Resources Tst. 38.6 41.6 +0.4 2.42
Intm. Growth Tst. 25.2 27.3 +0.1 3.02
Pref. & Gilt Tst. 19.1 20.7 +0.1 15.82
Smaller Co's Trust 28.9 31.3 +0.1 3.35

Chorlerton Fund Managers(g)
57-63, Princess St., Manchester. 061-236 5685
Growth 13.4 14.4 4.11
International 51.4 55.3 −0.7 1.21
High Income 29.7 32.1 −0.1 10.74

Confederation Funds Mgt. Ltd. (a)
50, Chancery Lane, WC2A 1HE. 01-242 0282
Growth Fund 81.9 86.2 4.34

Cosmopolitan Unit Tst. Mgrs. Ltd.
Bucklersbury, London EC4N 8BD. 01-248 4904
High Income 35.6 38.8 +0.2 9.10
North American 56.7 61.3 −0.1 2.73
Canadian Exempt* 46.1 49.7 2.98
Canadian Tst. 40.2 43.5 −0.3 3.15
Mid Mount High Inc. 47.9 50.7 8.60
Recovery 58.3 63.7 −0.4 5.38
Gilt Trust 38.9 40.7 +0.2 12.24
*Weekly dealing day Wednesday.

Crescent Unit Tst. Mngrs. Ltd. (a)(g)
4 Melville Cres., Edinburgh 3 031-226 3492
Cres. American 37.6 40.6 −0.4 0.99
Cres. Capital 25.1 27.1 +0.1 3.52
Cres. High. Dist 47.4 51.3 +0.3 8.92
Cres. International 77.6 83.8 −0.9 1.79
Cres. Reserves 57.5 62.2 +0.4 4.82
Cres. Tokyo 34.8 37.6 −0.3 0.33

Dartington Unit Trust Mngt. Ltd.
Dartington, Totnes, Devon TQ9 6JE. 0803 862271
Total Perf. Unit Tst. 22.6 25.1 5.09

Discretionary Unit Fund Managers
36/38 New Broad St., EC2M 1NU. 01-638 4485
Disc. Inc. June 4 282.7 301.5 4.51

Dunbar Unit Trust Managers Ltd.
53, Pall Mall, London, SW1 5JH. 01-930 2122
Income & Grwth. 21.8 23.2 +0.1 8.34
Special Sits. 23.4 24.8 −0.2 1.90

E. F. Winchester Fund Mngt. Ltd.
44, Bloomsbury Square, WC1A 2RA 01-623 8893
Great Winchester 22.3 25.0 6.96
Gt. Winchester O'seas 33.6 37.3 3.35

Equity & Law Un. Tr. M. (a) (b) (c)
Amersham Rd., High Wycombe. 0494 33377
UK Gwth. Tst. Acc. 60.8 65.3 +0.3 4.62
UK Gwth. Tst. Inc. 59.4 63.8 +0.3 4.62
Higher Inc. Tst. Acc. 63.1 67.8 +0.3 7.82
Higher Inc. Tst. Inc. 61.1 65.6 +0.3 7.82
Gilts/Fxd.Int.Tst.Acc. 57.4 60.4 +0.3 6.06
Gilts/Fxd.Int.Tst.Inc. 56.2 59.1 +0.1 6.06
Nth.America Tst.Acc. 51.7 55.5 −0.5 1.85
Far East Tst. Acc. 42.5 45.6 −0.4 1.29
General Tst. 98.7 106.1 4.46

Fidelity International Management Ltd.
20, Abchurch Lane, London EC4N 7AL. 283 9911
American (z) 36.8 39.6 −0.6 0.43
Amer. Spec. Sits. (z) 25.0 27.1 −0.5 —
Gilt & Fixed Int. 25.4 26.2 +0.1 12.43
Growth & Income 34.4 37.2 +0.1 6.91
Japan Trust (z) 22.3 24.0 −0.4 —
Mtx. Inc. Eq. Tst. 30.8 33.4 +0.3 9.22
Special Sits. 41.2 45.1 −0.3 0.43

James Finlay Unit Trust Mngt. Ltd.
10-14, West Nile Street, Glasgow. 041-204 1321
J. Finlay Internat'l 34.8 37.4 1.85
Accum. Units 43.7 47.0 1.85
J. Finlay High Income 37.4 40.2 9.18
Finlay Wld. Energy 12.9 13.9 3.84
Accum. Units 16.9 18.2 3.84
J. Finlay Fd. In. Tst. 52.7 56.6 5.42
Accum. Units 57.3 61.4 5.42
Prices on May 26. Next dealing June 5.

Framlington Unit Mgt. Ltd. (a)
64, London Wall, EC2M 5NQ. 01-628 5181
Amer. & Gen. 86.4 92.2 −1.2 0.99
(Accum. Units) 86.4 92.2 −1.2 0.99
Am. T'around 80.6 86.2 −1.0 2.01
(Accum. Units) 80.6 86.2 −1.0 2.01
Capital Tst. 70.4 75.2 +0.2 4.36
(Accum. Units) 76.8 82.0 4.36
Convertible & Gilt 51.4 54.0 9.14
(Accum. Units) 54.4 57.2 −0.2 9.14
Extra Income Trust 56.6 60.4 +0.2 8.52
Income Tst. 47.4 50.6 +0.2 7.09
Int. Growth Fd. 68.2 72.8 −1.0 1.20
(Accum. Units) 74.2 79.2 −1.0 1.20
Recovery Trust 47.4 50.6 −0.2 4.00
(Accum. Units) 47.4 50.6 −0.2 4.00

Robert Fraser Trust Mgt. Ltd.
28b Albemarle St., W.1. 01-493 3211
Robt. Fraser Ut. Tst. 66.7 70.4 6.08

Friends Prov. Trust Managers (a)(b)(c)
Pixham End, Dorking. Tel. 885055
Friends Prov. Units 73.3 78.3 4.36
Do. Accum. 111.2 118.9 −0.1 4.36

Funds in Court*
Public Trustee, Kingsway, WC2. 01-405 4300
Capital May 20 151.5 152.6 5.18
Gross Inc. May 20 83.5 86.8 12.26
High Yield May 20 94.5 97.8 11.27
*Unauth. Restricted to monies under Court control.

G.T. Unit Managers Ltd.
16, Finsbury Circus, EC2M 7DJ. 01-628 8131
G.T. Cap. Income 160.2 172.2 3.40
Do. Acc. 202.7 218.0 3.40
G.T. Inc. Fd. Un. 213.3 228.7 8.80
G.T. U.S. & Gen. 213.2 229.2 1.20
G.T. Wld. Bd. Fd. 100.3 103.6 8.88
G.T. Japan & Gen. 114.8 123.4 0.60
G.T. Pens. Ex. Fd. 355.3 373.9 2.70
G.T. Int'l. Fund 237.0 253.0 1.50
G.T. Far East & Gen. 95.0 102.1 1.60
G.T. Tech. & Gth. Fd. 83.9 90.3 0.70
G.T. European Fund 93.8 100.6 3.10

G. & A. Trust (a) (g)
5 Rayleigh Road, Brentwood (0277) 227300
G. & A. 49.4 52.6 +0.1 5.11

Gartmore Fund Managers (a)(g)
2 St. Mary Axe, EC3A 8BP 01-623 6114
Dealing only: 01-623 5766/5806
American Trust 38.4 41.3 −0.5 0.96
Australian Trust 18.4 19.8 −0.3 1.98
British Tst. (Acc.) 110.5 118.9 +0.3 3.24
British Tst. (Dist.) 105.9 113.9 +0.4 3.24
Commodity Share 72.2 77.6 3.26
Euro. Income 24.3 25.9 8.28
Far East Trust 55.9 60.1 −0.8 2.01
Gilt Trust 23.7 24.9 +0.1 11.80
High Income Tst. 59.2 63.6 +0.1 9.12
Income Fund 93.4 100.5 +0.1 7.17
Ins. Agencies 618.06 19.39 +0.02 5.34
Inc. & Grth. Exempt 127.9 134.2 +0.3 5.23
Intl. Tst. (Acc.) 50.3 54.1 −0.3 1.76
Intl. Tst. (Dist.) 49.6 53.3 −0.3 1.76
Japan Trust 30.2 32.5 −0.3 0.88
Special Sits. Tst. 41.1 44.2 +0.3 2.90
UK Sm. Co. Rec. Trust 29.9 32.2 +0.1 3.35

Gavett (John)
77 London Wall, EC2 01-588 5620
Stockholders May 7 169.7 180.2 3.05
Do. Accum. Unit 219.1 232.6 3.05
St European May 21 62.2 64.9 2.43
Next dealing June 11.

Grieveson Management Co. Ltd.
59 Gresham Street, EC2P 2DS 01-606 4433
Barrington June 2 364.7 388.0 3.96
(Accum. Units) 450.0 478.8 3.96
B'gtn. H.Y. June 3 172.2 182.6 9.87
(Accum. Units) 263.1 279.4 9.87
Bargtn. Gilt May 26 99.2 103.6 12.38
(Accum. Units) 112.6 116.1 12.38
Bargtn. S. June 4 137.5 146.3 3.74
(Accum. Units) 150.9 159.6 3.74
Endeav. June 1 409.0 426.2 1.78
(Accum. Units) 447.8 466.5 1.78
Grandchstr. June 4 119.9 127.1 2.84
(Accum. Units) 133.0 140.9 2.84
Ln. and Brus. June 2 95.0 99.2 3.09
(Accum. Units) 110.8 115.6 3.09

Guardian Royal Ex. Unit Mgrs. Ltd.
Royal Exchange, EC3P 3DN 01-628 8011
(ag) Guardhill Tst. 144.1 149.3 +0.9 4.19

Henderson Administration (a) (b) (c)
Premier UT Admin., 5, Rayleigh Road, Hutton, Brentwood, Essex. 0277 217238
U.K. Funds
Special Sits. 44.5 47.9 +0.1 3.19
(Accum. Units) 58.9 63.3 +0.1 3.19
Recovery 42.8 46.0 +0.1 4.70
Cap. Growth 101.9 109.6 +0.6 2.08
Acc. Units 111.2 119.6 +0.6 2.08
Inc. & Assets 41.2 44.3 +0.3 7.07
High Income Funds
Inc. & Growth 49.7 53.4 +0.3 6.65
(Accum. Units) 83.4 89.7 +0.6 6.05
High Income 75.1 80.8 +0.3 7.39
Extra Inc. 63.7 68.5 +0.2 8.05
Smaller Cos. Div. 49.4 53.1 8.40
Pref. & Gilt 41.1 43.3 −0.2 14.30
Gilt Trust 42.8 45.1 +0.2 10.71
Fixed Interest 46.2 48.1 +0.1 13.27
Sector Funds
Financial 47.3 50.8 +0.1 3.05
Oil & Nat. Res. 54.2 58.3 +0.1 3.02
International
Global Tech. 46.6 50.1 −0.4 0.55
International 51.8 55.7 −0.4 0.86
World Wide June 1 153.7 163.5 3.82
Overseas Funds
Australian 59.1 63.6 −0.3 5.00
European 51.5 55.4 −0.2 4.22
Japan Trust 34.1 36.7 −0.3 0.05
Pacific Sm. Cos. 81.7 87.8 −0.9 1.04
North Amer. 57.2 61.5 −0.8 1.01
American Smaller 94.0 101.1 −0.6 0.10
Amer. Recvy. Tst. 47.6 50.1 +0.1 2.15
Exempt Funds
High Income (b) 148.3 146.1 +0.5 7.63
Smlr. Cos. (b) 161.4 168.1 +0.6 2.68
European June 4 115.1 119.9 3.18
Japan June 4 125.9 131.1 1.11
North Amer. June 4 176.5 183.9 0.95
Global Technology 100.8 105.0 0.87
Pacific Exempt Tst. 97.4 101.5 0.69

Hexagon Services Ltd.
4 Gt. St. Helens, London EC3P 3EP 01-581 0094
Brewin Intl. Gr. Inc. 51.0 53.7 4.48

Hill Samuel Unit Tst. Mgrs.† (a)
45 Beech St., EC2P 2LX 01-628 8011
(b) British Trust 212.6 227.4 +1.9 4.67
(b) Capital Trust 41.0 43.9 +0.1 4.12
(g) Dollar Trust 90.7 97.1 −0.9 2.95
(g)European Trust 24.4 26.1 2.13
(g) Far East 41.6 44.5 −0.5 1.36
(g) Financial Trust 139.5 149.3 +3.0 3.84
(b)Gilt & Fxd. Int. Tst. 23.8 24.8 +0.1 11.90
(b)GRF J. Growth 27.8 28.9 +0.1 4.00
(b) High Yield Tst. 27.9 29.9 +0.3 9.00
(b)Income Trust 29.6 31.7 +0.2 8.30
(g) Int'l Trust 43.1 46.1 −0.3 2.74
(b) Nat. Resources Tst. 22.1 23.7 −0.2 2.24
(b) Security Trust 66.1 70.8 +0.2 4.88
(b) Spec. Sits. Tst. 41.9 44.9 +0.2 2.89
Gen. Exempt May 27 175.0 186.0 4.63

HK Unit Trust Managers Ltd. (a)
3 Frederick's Pl., Old Jewry, EC2 01-588 4111
HK American Tst. 27.1 29.5 −0.5 2.40
HK Extra Income Tst. 27.1 29.5 12.00
HK Far East & Gn. Tst. 37.7 40.0 −0.4 2.30
HK Comm. & Gen. 42.5 45.3 +0.1 3.80
HK Income Tst. 37.0 40.2 +0.3 8.00
HK Market Leaders 52.2 56.3 +0.1 5.40
HK Private Tst. 39.9 42.5 4.10
HK Smaller Co's Tst. 58.3 62.7 4.80
HK Technology Tst. 66.7 72.5 +0.2 4.40

Investment Bank of Ireland (a)
Premier UT Admin, 5 Rayleigh Road, Hutton, Brentwood, Essex (0277) 217459
Bofi Brit & O'seas 50.7 54.5 3.38
Prices June 2. Next sub. day June 9.

Investment Intelligence Ltd. (a)
1/3 Worship St., EC2A 2AB. 01-628 6626
Intel. Amer. Tech. Fd. 68.6 73.0 −0.9 0.20
Intel. Inc. & Growth 27.9 29.9 4.70
Intel Pacific Fund 90.7 97.9 −2.0 1.30
Intel Small Co's Fd. 116.0 124.1 3.60

Key Fund Managers Ltd. (a)(g)
1/3, Worship St., EC2A 2AB. 01-628 6626.
Key Energy In. Fd. 128.1 135.5 +0.5 2.70
Key Equity & Gen. 98.2 105.5 +0.4 5.60
Key Exempt Fd. 266.1 286.0 5.43
Key Income Fund 79.7 85.4 −0.1 9.50
Key Fixed Int. Fd. 46.6 49.0 15.20
Key Small Co's Fd. 181.2 194.7 −0.5 5.00

Kleinwort Benson Unit Managers
20, Fenchurch St., EC3 01-623 8000
K.B. Unit Fd. Inc. 124.5 134.5 5.25
K.B. Unit Fd. Ac. 189.9 204.5 5.25
K.B. Fd. Inv. Tsts. 84.4 90.2 +0.3 4.30
K.B. Fd. In. Tst. Acc. 94.1 102.8 +0.3 4.30
KB Smlr Co's Fd Inc. 61.9 68.1 6.13
KB Sm. Cos. Fd. Acc. 73.0 80.4 6.13
KB High Yld. Fd. Inc. 52.7 57.4 8.96
KB High Yld. Acc. 69.7 76.0 8.96

L & C Unit Trust Management Ltd.
The Stock Exchange, London EC2N 1HA 588 2800
L&C Inc. Fund 168.0 173.2 8.53
L&C Intl & Gen Fd. 108.4 111.8 1.54

Legal & General (Unit Tst. Mngrs.) Ltd.
5 Rayleigh Rd., Brentwood 0277 217238
Equity Dis. 108.9 109.1 +0.4 4.12
Equity Acc. 143.4 155.0 +0.7 4.12
Gilt 134.0 141.0 +0.4 6.81

Leonine Administration Ltd.
2, St. Mary Axe, EC3A 8BP. 01-623 6114.
Leo Distribution 127.4 135.2 8.27
Leo Accum. 151.7 161.0 8.27

Lloyds Bk. Unit Tst. Mngrs. Ltd. (a)
Registrar's Dept., Goring-by-Sea, Worthing, West Sussex. 01-623 1288
Balanced 81.5 87.6 4.63
Do. (Accum.) 129.9 139.4 4.63
Energy Int. 38.9 41.8 2.86
Do. (Accum.) 39.6 42.5 2.86
Extra Income 65.1 69.9 8.64
Do. (Accum.) 95.5 102.6 8.64
Income 103.2 110.9 6.70
Do. (Accum.) 173.4 186.4 6.70
Int. Technology 78.6 84.5 0.50
Do. (Accum.) 80.3 86.3 0.50
N. American & Gen. 45.6 49.0 1.45
Do. (Accum.) 46.8 50.3 1.45
Pacific Basin 47.1 50.6 0.58
Do. (Accum.) 47.5 51.0 0.58
Small Cos. & Recy. 61.4 66.0 2.86
Do. (Accum.) 65.1 69.9 2.86
Worldwide Gwth. 89.8 96.5 2.31
Do. (Accum.) 121.4 130.5 2.31

Lloyd's Life Unit Tst. Mngrs. Ltd.
2, St. Mary Axe, EC3A 8BP. 01-623 6114
Equity Accum. (2) 297.9 313.6 3.82

Local Authorities' Mutual Invest. Tst.*
77, London Wall, EC2N 1DB. 01-588 1815
Property Fd. April 30 160.18 6.85
Wider Fd. April 30 285.15 5.27
Narrower Fd. April 30 76.00 13.43
*Unauthorised. Available only to Local Authorities.

M & G Group (y)(c)(z)
Three Quays, Tower Hill, EC3R 6BQ. 01-626 4588
American 67.6 72.7 −0.7 2.45
(Accum. Units) 74.1 79.7 −0.7 2.45
American Recovery 79.7 85.7 −1.0 1.76
(Accum. Units) 83.5 89.8 −1.1 1.76
Australasian 64.2 69.1 −0.5 1.89
(Accum. Units) 64.3 71.7 −0.5 1.89
Commodity 107.9 115.8 3.54
(Accum. Units) 129.5 139.0 +0.1 3.54
Compound Growth 174.9 190.6 +0.1 4.02
Conversion Growth 123.4 132.0 −0.1 2.87
Conversion Income 83.3 89.1 +1.2 8.96
Dividend 139.5 152.0 −0.4 8.61
(Accum. Units) 341.2 371.9 −1.0 8.61
European 58.4 62.8 −0.1 1.38
(Accum. Units) 65.7 70.6 −0.1 1.38
Extra Yield 89.0 95.2 −0.3 9.39
(Accum. Units) 155.0 165.9 −0.5 9.39
Far Eastern 107.4 114.9 −1.6 1.62
(Accum. Units) 124.1 132.8 −1.8 1.62
Fund of Inv. Tsts. 95.2 101.6 +0.3 5.18
(Accum. Units) 132.1 141.0 +0.4 5.18
General 242.1 260.3 −0.2 6.43
(Accum. Units) 438.9 471.8 −0.4 6.43
Gilt Income 49.4 51.9 +0.1 11.58
(Accum. Units) 56.0 58.8 +0.1 11.58
High Income 117.3 126.1 −0.5 8.46
(Accum. Units) 259.9 279.2 −0.5 8.46
Japan 180.9 193.6 −3.6 0.54
(Accum. Units) 191.8 205.2 −3.6 0.54
Magnum 322.3 343.3 −1.9 5.12
(Accum. Units) 462.2 492.2 −2.8 5.12
Midland 179.3 191.8 −0.5 7.96
(Accum. Units) 378.7 405.2 −0.5 7.96
Recovery 131.7 140.9 −0.4 4.69
(Accum. Units) 151.7 162.3 −0.5 4.69
Second General 265.0 284.9 +0.1 5.36
(Accum. Units) 466.1 501.1 +0.3 5.36
Smaller Companies 277.2 302.2 −0.3 4.41
(Accum. Units) 391.6 426.8 −0.4 4.41
Specialised Funds
Trustee 187.7 200.8 −0.1 6.83
(Accum. Units) 450.9 482.5 −0.2 6.83
Charibond June 1 95.4 13.25
Charifund June 1 167.7 169.4 8.94
Pension Ex. June 1 179.6 189.5 −1.3 6.94

ManuLife Management Ltd.
St. George's Way, Stevenage. 0438 56101
Gilt&Fxd Int. 63.1 64.4 4.33
Growth Units 90.4 95.2 4.22

Mayflower Management Co. Ltd.
14-18, Gresham St., EC2V 7AU. 01-606 8099
Income May 24 110.8 116.7 8.56
General May 24 81.9 86.3 4.17
Intl. May 24 55.6 58.6 4.38

McAnally Fund Management Ltd.
Regis Hse., King William St., EC4. 01-623 4951
Delphi Inc. Unit Tst. 37.8 40.3 9.06
Delphi Inc. Tst. Inc. 25.2 26.9 9.06
Glen Fund Acc. 111.6 118.7 4.30
Glen Fund Inc. 75.5 80.3 4.30

Mencap Unit Trust Mngrs Ltd (a)(c)(g)
Unicorn Hse, 252 Romford Rd, E7. 01-534 5544
Mencap 48.1 51.7 −0.1 6.29

Mercury Fund Managers Ltd.
30, Gresham St., EC2P 2EB. 01-600 4555
Gen. Dist. 91.4 98.2 3.30
Gen. Acc. 135.6 145.7 3.30
Inc. Dist. 58.3 62.3 +0.2 7.22
Inc. Acc. 97.6 104.4 +0.4 7.22
Intl. Dist. 100.6 108.1 −0.9 2.67
Expt. Dist. June 2 93.2 97.1 3.67
Expt. Acc. June 2 129.1 134.5 3.67
Gilt Fund 62.5 63.1 +0.2 —

Midland Bank Group Unit Trust Managers Ltd.
Courtwood House, Silver Street, Head, Sheffield, S1 3RD. Tel: 0742 79842
Midland Drayton Group
Capital 33.6 36.3 +0.1 3.85
Do. Acc. 41.3 44.6 +0.1 3.85
Commodity & Gen. 80.4 87.9 −0.3 5.65
Do. Acc. 104.7 114.4 −0.4 5.65
Gilt & Fxd. Int. 46.2 47.0 +0.3 11.62
Do. Acc. 53.1 55.2 +0.3 11.62
High Yield 70.0 75.2 7.99
Do. Acc. 90.1 96.7 7.99
Income 65.9 71.3 +0.2 6.19
Do. Acc. 92.2 99.6 +0.1 6.19
Japan and Pacific 64.7 70.1 −0.7 0.95
Do. Acc. 67.6 73.1 −0.8 0.95
North American 44.3 47.7 −0.4 2.57
Do. Acc. 50.6 54.5 −0.5 2.57
Overseas Growth 41.5 45.1 −0.4 1.94
Do. Acc. 42.3 45.9 −0.4 1.94
Equity Exempt* 163.7 170.6 5.01
Do. Acc.* 163.6 172.0 5.01
*Prices at June 4. Next dealing June 11.

Minster Fund Managers Ltd.
Minster Hse., Arthur St., EC4R 9BH 01-623 1050
Minster May 17 47.8 49.8 7.12
Exempt April 30 119.3 123.9 7.68

MLA Unit Trust Mngmnt. Ltd.
Old Queen Street, SW1A 9JG. 01-222 8177
MLA Units 107.9 113.2 3.59

Murray Johnstone U.T. Mgnt. (a)
163, Hope Street, Glasgow, G2 2UH. 041-221 5521
Murray American 46.9 50.2 3.99
Murray European 60.0 64.5 2.68
Murray Smlr. Cos. Fd. 73.8 80.1 3.12
Dealing day Friday.

Mutual Unit Trust Managers (a)(g)
Broad St. Ave., Blomfield St., EC2. 01-638 3911-2.
Mutual Sec. Plus 51.8 55.8 +0.1 7.49
Mutual Inc. Tst. 77.1 82.7 +0.5 7.85
Mutual Blue Chip 50.4 54.4 +0.3 7.21
Mutual High Yld. 56.3 60.3 9.58

National Provident Inv. Mngrs. Ltd.
48, Gracechurch St., EC3P 3HH. 01-623 4200
NPI Gth. Un. Tst. 73.1 77.8 +0.5 5.30
(Accum. Units) 106.1 112.9 +0.7 5.30
NPI O'seas Trust 183.6 194.3 −1.8 1.70
(Accum. Units) 212.6 225.0 −2.1 1.70

National Westminster (a)
161, Cheapside, EC2V 6EU. 01-606 6060
Capital (Accum.) 111.3 119.4 −0.9 2.88
Energy Tst. 39.6 42.5 −0.8 1.39
Extra Inc. 61.0 65.5 9.08
Financial 46.8 50.1 −0.1 4.38
Growth Inv. 113.9 122.4 −0.3 4.24
Income 48.8 52.4 +0.1 6.26
Japanese & Pac. Gth. 43.7 46.9 −0.4 1.98
North Am. Gth. Tst. 46.1 49.5 −0.1 0.85
Portfolio Inv. Fd. 80.3 84.5 +0.4 5.60
Recovery Trust 45.8 49.2 −0.2 3.98
Smaller Companies 76.7 82.4 +0.4 3.18

NEL Trust Managers Ltd. (a) (g)
Milton Court, Dorking, Surrey. 0306 887766
Nelstar 77.3 82.3 +0.1 4.98
Nelstar Gilt & F.I. 54.6 56.0 +0.3 10.39
Nelstar High Inc. 38.5 40.5 8.80
Nelstar International 53.1 56.9 −0.6 4.76

Northgate Unit Trust Managers Ltd. (c)(y)
20, Moorgate, EC2R 6AQ 01-606 4477
Northgate June 2 108.1 118.8 5.11
(Accum. Units) 115.9 123.3 5.11

Norwich Union Insurance Group (b)
P.O. Box 4, Norwich, NR1 3NG. 0603 22200
Group Tst. Fund 531.5 559.5 +2.1 4.98

Pearl Trust Managers Ltd. (a)(g)(z)
252, High Holborn, WC1V 7EB. 01-405 8441
Pearl Growth Fd. 34.3 36.9 −0.1 4.76
Accum Units 47.3 50.9 −0.2 4.76
Pearl Inc. 40.7 43.2 +0.2 6.86
Pearl Unit Tst. 47.8 51.3 5.87
(Accum. Units) 73.6 79.2 5.87

Pelican Units Admin. Ltd. (g)(x)
57-63, Princess St., Manchester. 061-236 5685
Pelican Units 137.2 147.6 +0.7 4.70

Perpetual Unit Trust Mngmt. (a) (z)
48, Hart St., Henley on Thames 04912 6868
Growth 82.0 88.5 3.66
Income 65.3 70.4 7.39
Worldwide Recovery 48.4 52.1 3.00

Practical Invest. Co. Ltd. (y)(c)
44, Bloomsbury Sq., WC1A 2RA 01-623 8893
Practical May 26 207.9 220.9 5.16
Accum. Units 338.3 359.3 5.16

Provincial Life Inv. Co. Ltd.
222, Bishopsgate, EC2. 01-247 6533
Prolific Far East 47.2 50.6 −0.7 1.50
Prolific Gilt Cap. 56.4 58.5 +0.2 3.42
Prolific High Inc. 60.4 64.7 +0.2 7.27
Prolific Inc. 40.0 42.8 −0.8 3.09
Prolific Nth. Amer. 48.4 51.8 −0.8 1.14
Prolific Spec. Sits. 52.3 56.1 5.08
Prolific Technology 48.4 51.8 −0.5 0.30

Prudl. Portfolio Mngrs. Ltd. (a) (b) (c)
Holborn Bars, EC1N 2NH. 01-405 9222
Prudential 180.5 192.0 +0.9 4.74
Vanbrugh Gilt 107.0 111.0 +0.5 11.28

Quilter Management Co. Ltd.
31-45 Gresham Street EC2 01-600 4177
Quadrant Gen. Fd. 169.2 176.3 4.92
Quadrant Income 127.7 131.7 8.39
Quadrant Intl. Fund 147.0 151.6 1.74
Quadrant Recovery 117.0 120.7 3.81

Reliance Unit Mgrs. Ltd.
Reliance Hse., Tunbridge Wells, Kt. 0892 22271
British Life 73.0 77.2 +0.2 5.58
BL Balanced* 60.7 64.9 5.60
BL Dividend* 38.9 41.6 9.07
Opportunity Fund 101.8 108.8 3.94
Sekforde Tst. (Acc.) 58.3 62.6 −0.2 4.78
Sekforde Tst. Inc. 50.4 53.9 −0.2 4.78
Prices June 2. Next dealing June 9.

Ridgefield Management Ltd.
1 Finsbury Sq., EC2A 1PD 01-588 6906
Income UT 73.4 77.0 +0.2 10.04
International UT 99.4 106.1 +0.2 1.78

Rothschild Asset Management
St. Swithin's Lane, London EC4. 01-626 4356
NC American Prop. — 310.0 —
Next Sub. Period October 31/November 28.
NC Prop. 171.9 182.4 —
Next Sub. Period June 30/July 14.
*Unauthorised

Rothschild Asset Management (a) (g) (z)
72-80, Gatehouse Rd., Aylesbury. 0296 5941
N.C. Engy. Res Tst. 141.7 150.7 −1.2 1.76
N.C. Income Fd. 162.6 172.9 +0.4 7.87
N.C. America (Inc.) 130.4 138.7 −1.7 0.98
N.S. America (Acc.) 136.7 145.4 −1.8 0.98
N.C. Smaller Cos. 72.8 77.4 3.46

Rowan Unit Trust Mngt. (a)
City Gate Hse., Finsbury Sq., EC2. 01-606 1066
American June 3 104.5 108.2 1.87
Securities June 2 292.0 304.0 4.52
High Yield May 28 63.5 66.3 8.38
Merlin June 2 131.0 138.8 4.25
Fixed Int. 112.0 113.8 +0.5 13.23
High Int. 113.5 114.5 +1.5 12.28

Royal Life Fd. Mngmt. Ltd.
New Hall Place, Liverpool L69 3HS 051-227 4422
Equity Trust 25.0 26.8 +0.1 —
International Trust 22.6 24.2 −0.3 —

Royal Tst. Can. Fd. Mgrs. Ltd.
48-50, Cannon St., London EC4M 6LD 01-236 6044
Capital Fund 106.1 113.8 5.60
Income Fund 77.1 82.9 9.00
Prices on May 28. Next dealing day June 15.

Save & Prosper Group
4, Great St. Helens, London EC3P 3EP
68-73 Queen St., Edinburgh EH2 4NX
Dealings to: 01-554 8899 or 031-226 7351
International Funds
Capital 45.8 49.5 −0.4 2.84
I.T.U. 35.7 38.5 −0.3 4.70
Select International 344.5 370.8 −3.6 2.12
Univ. Growth 81.2 87.4 −1.0 0.91
Increasing Income Funds
High-Yield 61.0 65.6 +0.3 7.32
Smaller Cos. Inc. Fd. 64.9 69.8 −0.1 8.25
High Income Funds
Gilt & Fxd. Int. Inc. 49.7 52.4 +0.1 11.85
High Return 69.8 75.1 +0.3 7.26
Income 45.1 48.5 +0.3 8.80
U.K. Funds
Gilt & Fxd. Int. Grth. 58.4 59.6 +0.2 4.48
UK Equity 69.3 74.9 +0.2 3.98
Overseas Funds (z)
Europe 79.2 85.2 −0.9 1.97
Japan 114.1 122.8 −1.4 0.38
S.E. Asia 76.5 82.3 −1.4 0.80
U.S. 110.8 119.2 −1.4 0.81
Sector Funds
Commodity 106.6 114.7 −0.8 4.86
Energy 109.6 117.9 −0.9 2.35
Exploration Fund (z) 27.5 29.5 −0.3 0.28
Financial Secs. 97.7 105.1 −0.7 3.38
New Technology (z) 46.6 50.1 −0.5 0.25
Fixed-Interest Fund (z)
Intl. Bond Fd. 61.4 65.8 2.22
Exempt Funds
Exempt Income 212.6 224.8 7.39
Exempt Intl. 332.3 350.8 1.38
*Prices at May 26. Next sub. day June 9.

Scottish Securities Ltd.
Scotbits 47.6 51.4 −0.2 4.38
Scotyield 56.0 60.2 +0.2 7.88
Scotshares 84.0 90.8 +0.3 4.71

Schroder Unit Trust Managers Ltd.
48, St. Martins Lane, WC2. Dealings 0705 27733
Capital 170.8 183.6 −0.8 2.85
(Accum. Units) 226.2 243.2 −0.8 2.85
Income Fnd. 255.9 275.1 +0.4 7.86
(Accum. Units) 480.0 516.1 +0.7 7.86
Gen. 149.1 160.3 −0.3 3.69
(Accum. Units) 207.0 222.5 −0.4 3.69
Europe 23.1 24.8 −0.1 4.05
(Accum. Units) 28.2 30.3 −0.1 4.05
Smaller Co.'s 169.3 182.0 −0.6 1.58
(Accum. Units) 170.9 183.7 −0.6 1.58
American 52.1 56.0 −0.7 0.85
(Accum. Units) 52.2 56.1 −0.7 0.85
Tokyo 51.1 55.0 −0.6 0.46
(Accum. Units) 52.1 56.0 −0.6 0.46
Gilt & Fixed 50.5 52.4 +0.1 11.98
(Accum. Units) 55.9 58.1 +0.1 11.98
Australian 43.9 47.7 −0.4 2.38
(Accum. Units) 45.9 49.3 −0.4 2.38
Singapore & Malay 45.9 49.3 −0.6 2.18
*P & C Fd May 25 265.5 288.6 —
*Recovery May 25 319.9 338.8 —
*Spec. Ex. June 3 503.1 520.9 —
*Euro Ex. June 3 114.6 123.2 —
*For tax exempt funds only.

Scottish Amicable Inv. Mngrs. Ltd.
150 St Vincent St., Glasgow. 041-248 2323
Equity Trust Accum. 118.4 127.8 +0.4 5.37

Scottish Equitable Fund Mgrs. Ltd.
28 St. Andrews Sq. Edinburgh 031-556 9101
Income Units 68.5 73.0 4.32
Accum. Units 92.3 98.2 4.32
Dealing day Wednesday.

Scottish Widows' Fund Management
P.O. Box 902, Edinburgh EH16 5BU 031-655 6000
Pegasus Tst. June 7 101.1 108.6 +0.1 —

SIMCO Money Funds
56, Cannon Street, EC4N 6AE 01-236 1425
SIMCO Call Fund† 100.0 12.68
SIMCO 7-Day Fund† 100.0 13.89
SIMCO 3 Fd. 7 day†† 1000.0 13.89
†Unauthorised—Cash Deposit Funds.

Stewart Unit Tst. Managers Ltd.(a)
45, Charlotte Sq., Edinburgh. 031-226 3271
†American Fund 93.8 99.4 −0.8 2.16
Accum. Units 101.3 107.5 −0.9 —
Withdrawal Units 75.9 80.6 −0.6 —
*British Capital 210.5 225.5 3.68
Accum. Units 252.0 270.0 3.68
**European Fund 83.8 89.0 2.58
Deal. †Tues. & Fri. *Wed. **Mon. & Thur.

Sun Alliance Fund Management Ltd.
Sun Alliance Hse., Horsham. 0403 64141
Ex. Eq. May 12 £373.00 392.70 4.67
The Family Fund 143.5 152.6 4.15

Swiss Life Pen. Tst. Man. Co. Ltd.(a)(c)
9-12 Cheapside, London, EC2V 6AL. 01-236 3841
Equity Dist. 125.75 133.86 4.86
Equity Acc. 136.95 144.28 4.86
Fixed Int. Dist. 98.16 101.71 13.32
Fixed Int. Acc. 110.94 114.96 13.32
*Prices on June 3. Next dealing June 9.
†Prices on June 2. Next dealing July 7.

Target Tst. Mngrs. Ltd. (a) (g)
31, Gresham St., E.C.2. Dealings: 0296 5941
Commodity 60.5 65.0 2.62
Energy 36.4 39.1 −0.1 1.36
Gold Fund Inc. 35.7 38.6 +0.5 7.37
Gold Fund Acc. 60.4 65.3 +0.9 7.37
Financial 96.0 103.2 +0.4 4.57
Gilt Capital 148.3 155.1 +0.4 3.51
Gilt Income 91.9 96.2 +0.3 11.67
Investment Trust 55.2 59.1 +0.1 3.47
Special Situations 37.5 41.7 −0.3 1.20
American Eagle 36.3 39.0 −0.3 0.62
U.S. Spcl. Bond Fd. 36.0 38.7 −0.3 2.40
Malaysia & Singpre. 19.2 20.6 −0.3 1.98
Income 38.5 41.4 −0.3 3.26
Pacific Income 45.0 48.4 −0.7 0.64
Pacific Re Inv. 29.8 32.0 +0.1 1.98
Extra Income 53.3 57.3 +0.1 11.62
Preference Share 11.6 12.6 12.79
Equity 55.8 60.0 +0.6 5.85
Income and Growth 55.7 59.9 −0.2 6.78
Growth 44.8 48.2 +0.2 3.50
Professional June 2 238.3 257.6 4.39
Equity Ex. June 2 312.7 330.3 6.25
Eqty. Ex. Acc. June 2 519.0 561.1 6.25
For Tower Unit Trust please see Dunbar Unit Trust

Trades Union Unit Trust Managers
100, Wood Street, E.C.2. 01-628 8011
TUUT June 1 68.1 72.5 5.87

Transatlantic and Gen. Secs. (c) (y)
91-99, New London Rd., Chelmsford. 0245-51651
Barbican June 3 104.3 110.7 5.89
(Accum. Units) 158.1 167.5 5.89
Colemco June 4 186.8 196.7 6.31
(Accum. Units) 269.4 283.6 6.31
Fielding Fund June 3 96.3 101.5 5.60
(Accum. Units) 96.3 101.5 5.60
Fielding Int. May 27 106.5 112.5 4.51
(Accum. Units) 113.7 119.9 4.51
Vang Gwth June 1 66.7 71.8 3.87
(Accum. Units) 89.6 95.8 3.87
Vang. H.Y. June 1 72.2 77.3 7.89
Vangd. Tst. June 2 54.2 57.5 5.39
(Accum. Units) 68.1 72.3 5.39
Wickmoor May 27 88.0 92.8 5.51
(Accum. Units) 120.7 127.3 5.51
Wickmoor Div. June 4 74.5 78.9 5.90
(Accum. Units) 111.4 117.9 5.90

Tyndall Managers Ltd.(a)(b)(c)
18, Canynge Road, Bristol. 0272 732241
24, Castle St., Edinburgh. 031 225 1168
Capital 172.6 180.0 3.95
(Accum. Units) 273.4 290.0 3.95
Income 100.6 106.6 +0.2 8.80
(Accum. Units) 247.4 262.4 +1.2 8.80
Pref. 84.4 90.6 +0.4 14.62
(Accum. Units) 152.8 163.6 +0.4 14.62
Exempt 135.8 145.4 +0.2 9.04
(Accum. Units) 247.0 264.4 +0.2 9.04
Int. Eme. 75.8 80.4 +0.2 4.90
(Accum. Units) 100.0 106.0 +0.2 4.90
North Amer. Grth. 64.4 67.8 −0.5 3.70
(Accum. Units) 69.5 72.7 −0.5 3.70
Far Eastern 68.6 72.1 −0.8 3.70
(Accum. Units) 70.1 73.7 −0.8 3.70
Gilt Income 95.4 98.1 +0.3 12.88
(Accum. Units) 112.6 116.7 +0.3 12.88
Natural Resources 124.2 131.8 −0.4 3.69
Accum. Units 169.0 179.2 −0.6 3.69
Scot. Inc. 182.8 193.8 +0.4 8.61
Ldn. Wall Cap. Gwth. 87.3 93.5 +0.3 3.95
(Accum. Units) 105.8 113.3 +0.5 3.95
Ldn. Wall Ex. Inc. Gwth. 23.9 25.8 +0.2 10.06
(Accum. Units) 40.5 43.8 +0.3 10.06
Ldn. Wall Fin. Pri'ty 22.7 24.3 +0.1 4.92
(Accum. Units) 31.4 33.6 4.92
Ldn. Wall Hi Inc Prf'ty 50.6 54.2 +0.2 9.37
Ldn. Wall Intl. 29.9 32.2 −0.3 6.06
Ldn. Wall Spec. Sits. 38.1 40.8 −0.1 1.89

Tyndall & Co.—Deposit Funds
Demand Fund* — — 13.04
Money Fund* — — 13.80
*Unauthorised—Cash Deposit Funds.

TSB Unit Trusts (b) (c) (y)
PO Box 3, Keens Hse, Andover, Hants. SP10 1PG. 0264 62188. Dealings to 0264 63432-3
TSB American 44.9 48.3 −0.2 2.09
Do. Accum. 44.9 48.3 −0.2 2.09
TSB General 67.7 72.8 +0.3 4.47
Do. Accum. 97.9 105.2 +0.4 4.47
TSB Income 82.9 89.2 +0.4 7.58
Do. Accum. 109.2 117.5 +0.5 7.58
TSB Pacific 45.5 49.0 −0.7 1.21
Do. Accum. 45.5 49.0 −0.7 1.21
TSB Scottish 123.8 133.2 +0.2 3.03
Do. Accum. 143.9 154.8 +0.3 3.03
TSB Sictd. Opps. 23.7 25.5 +0.1 4.71
Do. Accum. 23.7 25.5 +0.1 4.71

Ulster Bank (a)
Waring Street, Belfast. 0232 35231
Ulster Growth 46.1 49.5 +0.1 5.21

Unit Trust Account & Mngmt. Ltd.
Regis Hse, King William St, EC4R 9R. 01-623 4951
Friars Hse. Fund 54.8 58.4 4.87

NOTES

Prices are in pence unless otherwise indicated and those designated $ with no prefix refer to U.S. dollars. Yields % (shown in last column) allow for all buying expenses. a Offered prices include all expenses. b Today's prices. c Yield based on offer price. d Estimated. g Today's opening price. h Distribution free of UK taxes. p Periodic premium insurance plans. s Single premium insurance. x Offered price includes all expenses except agent's commission. y Offered price includes all expenses if bought through managers. z Previous day's price. ¶ Guernsey gross. ‡ Suspended. ♦ Yield before Jersey tax. † Ex-subdivision. ‡‡ Only available to charitable bodies.

INSURANCE & OVERSEAS MANAGED FUNDS

INSURANCES

Abbey Life Assurance Co. Ltd.
2-3 St. Paul's Churchyard, EC4. 01-248 9111
Property Fund; Equity Fund; Property Acc.; Equity Acc.; Selective Fund; Money Fund; Convertible Fund; Prop. Fd. Ser. 4; Equity Ser. 4; Man. Ser. 4; Money Ser. 4; Conv. Ser. 4; Fixed Int. Fd. Ser. 4; American Ser. 4; High Inc. Ser. 4; Indexed Inv. Series 4; Pension Property; Pension Equity; Pension Selective; Pension Managed; Pension Security; Pension Fixed Int.; Pension Indexed Inv.

Albany Life Assurance Co. Ltd.
31, Old Burlington St., W.1. 01-437 5962
Equity Fd. Acc.; Fixed Int. Acc.; Gtd. Money Fd. Ac.; Intl. Man. Fd. Acm.; Intl. Fxd. Int. Fd.; Prop. Fd. Acc.; M'ple Inv. Acc.; Equity Pen.Fd.Acc.; Fixed I.Pen.Acc.; Gtd.Mon.Pen.Acc.; Intl.Mn.PnFdAcc.; Prop.Pen.Acc.; M'ple Inv.Pen.Acc.

AMEV Life Assurance Ltd.
2-6, Prince of Wales Rd., B'mouth. 0202 762122
Managed Fd.; Money Fd.; Equity Fd.; Fixed Int. Fd.; Property Fd.; Managed Pen. Fd.; Equity Pension Fd.; Fixed Int. Pens. Fd.; High Yield Pens. Fd.; Money Pension Fd.; Property Pension Fd.; Flexiplan
AMEV/Framlington: American & Gen. Fd. 137.2 144.4 -1.1; Income Fd.; Intl. Growth Fd.; Capital Fund 143.2 150.9 +0.3

Barclays Life Assur. Co. Ltd.
252 Romford Rd., E7. 01-534 5544
Barclaybonds; Equity; Gilt-edged; International; Managed; Money; Property; Man.Pens. Accum.; Do. Initial; Gilt Edg.Pens.Acc.; Do. Initial; Money Pens. Acc.; Do. Initial

Black Horse Life Ass. Co. Ltd.
71, Lombard St., EC3. 01-623 1288
Black Horse Man. Fd. 187.35; Managed Inv. Fd.; Property Fd.; Fixed Interest Fd.; Cash Fd.; Income Fd.; Extra Income Fd.; Worldwide Growth Fd.; Balanced Fd.; Smlr. Co's & Recy.Fd.; Intl. Technology Fd.; Nth. Amer. & Gen. Fd.; Energy Int. Fd.; Pacific Basin Fund 95.82 100.87

Canada Life Assurance Co.
2-6, High St., Potters Bar, Herts. P. Bar 51122
Equity Gth. June 1 76.8; Rtmt. Fed. May 6 172.1 +5.3

Canada Life Assurance Co of G. Britain
2-6 High St, Potters Bar, Herts. P. Bar 51122
Managed Pen Fund 1.354 1.425; Property Pen Fund 1.043 1.098; Index Lnkd Pen Fund 1.087 1.144

Cannon Assurance Ltd.
1 Olympic Way, Wembley HA9 0NB. 01-902 8876
Equity Units 25.58; Property Units 16.34; Equity Bond/Exec.; Prop. Bond/Exec.; Bal. Bd./Exec/Unit; Deposit Bond; Equity Accum. 312.7; Property Accum.; Mngd. Accum. 272.8; 2nd Equity; 2nd Property; 2nd Managed; 2nd Deposit; 2nd Gilt; 2nd. American; 2nd Intl. Money; 2nd Index; 2nd Eq. Pens./Acc.; 2nd Prp. Pens./Acc.; 2nd Mgd. Pens/Acc.; 2nd Dep. Pens/Acc.; Gilt Pens/Acc.; 2nd Am. Pens/Acc.; 2nd Intl. Money Pens/Acc; 2nd Index Pens./Acc.; L & E S.I.F.; L & E S.I.F. 2
Current value June 4.

Capital Life Assurance
Coniston House, Chapel Ash W'ton. 0902 28511
Key Invest. Fd. 100.40; Pacemaker Inv. Fd. 98.20

For Charterhouse Magna see Multiple Health & Life

Chieftain Assurance Funds
11 New Street, EC2M 4TP. 01-283 3933
Managed Growth 162.97 171.56 +0.38; Managed Income; International (2); High Income; Income & Growth; Basic Resources; American (z); Far Eastern (z); Cash 126.42 133.08

City of Westminster Assurance
Ashton House, 490, Silbury Boulevard, Milton Keynes, MK9 2LA. 0908-606101
West Prop. Fund; Managed Fund; Equity Fund; Farmland Fund; Money Fund; Gilt Fund; Black Gold Fd.; PULA Fund; Soc. Prop. Units; Soc. First Unit Fund
Fund currently closed to new investment.
Perform Units 271.0
For Pension Prices please phone 0908 606101. Series (2) Prices are for policies issued after 1.1.1980. Series (1) These are bid prices for earlier policies.

Clerical Medical Managed Funds Ltd.
15, St. James's Sq., SW1Y 4LQ. 01-930 5474
Mixed Fund 111.1 114.4; Cash Fund 105.7 105.7
Prices June 2. Unit dealings on Wednesdays.

Commercial Union Group
St. Helen's, 1, Undershaft, EC3. 01-283 7500
Vr. Acc. June 5 169.28; Vr. Ann. June 11 26.94
"Hand in Hand" Investment Bond: Cash; Fixed Interest; Property; Nat West Unit Trust 120.6 126.8

Confederation Life Insurance Co.
50, Chancery Lane, WC2A 1HE. 01-242 0282
Equity Fund 280.0 294.7; Managed Fund; PIP Fund 692.8; Pensl. Pen. Mngd.; Staffguard Man. Pen.; Group Mngd. Pen.; Fixed Int. Pen.; Equity Pension; Property Pension; International Pen.; Cash Pension 110.2

Continental Life Insurance PLC
64/70 High St., Croydon CR0 9XN. 01-680 5225
Managed Funds Cap.; Pension Mngd Fd Cap.

Cornhill Insurance Co. Ltd.
32, Cornhill, E.C.3. 01-626 5410
Equity Fd. May 20; Fxd. Int. Fd. June 2; Man. Curr. Fd. June 2; Money Fd. June 2; Cap. Fd. May 15 168.5; G. & S. Spec. Fd. 71.8

Credit & Commerce Insurance
120, Regent St., London W1R 5FE. 01-439 7081
CCI Deposit Fund; CCI Equity Fund; CCI Fixed Int. Fund; CCI Mngd. Fund; CCI Blue Chip Fd.; CCI Int. Fd.; CCI High Income Fd.; CCI Property Fd.

Crescent Life Assurance Co. Ltd.
34 New Bridge Street, EC4V 6AU. 01-353 8951
Managed Fund; Managed Int.; UK Equity; Property; Money Market; Fixed Int.; Tokyo; American; International; Reserves; High Distribution; Capital

Crown Life
Crown Life Hse., Woking GU21 1XW. 04862 5033.
Dist. Fd. Incm.; Mangt'd Fd. Acc.; Mangt'd Fd. Init.; Mangt'd Fd. Incm.; Property Fd. Acc.; Property Fd. Init.; Property Fd. Incm.; Fixed Int. Fd. Acc.; Fixed Int. Fd. Incm.; Equity Fd. Acc.; Equity Fd. Init.; Equity Fd. Incm.; Inv. Tst. Fd. Acc.; Inv. Tst. Fd. Init.; Inv. Tst. Fd. Incm.; Money Fd. Acc.; Money Fd. Incm.; Inter'l. Fd. Acc.; Inter'l. Fd. Incm.; High Income Acc.; High Income Inc.; NE Connect Fd.; Carr Sabag Inv. Fd.; Crewin Equity Fd.; Strategic Inv. Fd.; Bemfort Man. Fd.

Crown Life—Continued
St. George Mngd. Fd.; Lincs & Gen. Fd.; Sage Fd.; Heritage Fd.; DBS Managed; Crown. Brit. Inv. A. 217.2; Pens. Mixed. Fd.; Pens. Mang'd Acc.; Pens. Mang'd. Init.; Pens. Equity Acc.; Pens. Equity Init.; Pens. Fxd. Int. Acc.; Pens. Fxd. Int. Init.; Pens. Money Acc.; Pens. Money Init.

Crusader Insurance PLC
Tower Hse., 38 Trinity Sq., EC3N 4DJ. 488 2323
Growth Prop June 8; Managed Pen. May 12

Eagle Star Insur./Midland Assur.
1, Threadneedle St., EC2. 01-588 1212
Eagle/Mid. Units 79.3 82.2 6.03

Equity & Law Life Ass. Soc. Ltd.
Amersham Road, High Wycombe. 0494 33377
UK Equities Fund; Higher Inc. Fund; Property Fund; Fixed Interest Fund; Inder Linked Secs Fd.; Gtd. Deposit Fund; Nth. America Fund; Far East Fund; International Fund; Mixed Fund 168.5 177.3 +0.7

Equity & Law (Managed Funds) Ltd.
Amersham Road, High Wycombe. 0494 33377
Ind. Pen. Equity; Ind. Pen. Property; Ind. Pen. Fixed Int.; Ind. Pen. Indx Lk. Scs.; Ind. Pen. Overseas; Ind. Pen. Cash; Ind. Pen. Balanced; Ind. Pen. Dep. Admin.
Prices at May 31. Next settlement June 30. Group Pension Funds—Prices Available On Request.

Family Assurance Society
66, East Street, Horsham. 0403 50255
Family A. Managed; Family B. Managed; Family C. Brit.; Family D. Fixed Int.; Family Capital Mngd.; Family Brit. II

G.T. Management Ltd.
16, Finsbury Circus, London, EC2M 7DJ. 01-628 8131
G.T. Plan Bond Fund; GT Pln High Yld Fnd.; GT Pln Far East Fnd.; GT Pln N Am Fund; GT Pln UK&C.E. Fnd 100.3; GT Pln Wrldwide Fd.; GT Pension Bnd Fnd; GT Pen High Yld Fd; GT Pen Far East Fd; GT Pen N. Am. Fd.; GT Pen UK & C.E. Fd.; GT Pen Worldwide Fd.

Assicurazioni GENERALI S.p.A.
117, Fenchurch St., EC3M 5DY. 01-488 0733
Intl. Managed Bond 141.7 149.2

General Portfolio Life Ins. C. Ltd.
Crossbrook St., Cheshunt, Herts. Waltham X 31971
Portfolio Fd. Acc. 192.7; Portfolio Fd. Init. 168.6; Portfolio Fd. Cap. 189.2; Portfolio Man. Acc. 58.3 61.4; Portfolio Man. Init. 52.9 55.7

Growth & Sec. Life Ass. Soc. Ltd.
48, London Fruit Exchange, E1 6EU. 01-377 1122
Flexible Finance 1,312; Landbank Secs. 80.86; Landbank Scs. Acc. 158.3 162.4; G. & S. Super Fd. 19.946

Guardian Royal Exchange
Royal Exchange, E.C.3. 01-283 7101
Guardian Assurance: Property Bonds 294.2 308.5
GRE Linked Assurance Limited: Managed Initial; Do. Accum.; Equity Initial; Do. Accum.; Fixed Int. Initial; Do. Accum.; International Initial; Do. Accum.; Property Initial; Do. Accum.; Deposit Initial; Do. Accum.
GRE Pension Management Ltd.: Pens. Managed Initial; Pens. Managed Acc.; Pens. Equity Initial; Pens. Equity Acc.; Pens. Fxd. Int. Initial; Pens. Fixed Int. Acc.; Pens. Int'l Initial; Pens. Int'l. Acc.; Pens. Prop. Initial; Pens. Prop. Acc.; Pens. Depos. Initial; Pens. Depos. Acc.

Hambro Life Assurance P.L.C.
7 Old Park Lane, London, W1Y 3LJ. 01-499 0031
Fixed Int. Dep.; Equity; Property; Managed Cap.; Managed Acc.; Overseas; Gilt Edged; American Acc.; Pen.F.I.Dep.Cap.; Pen.F.I.Dep.Acc.; Pen. Prop. Cap.; Pen. Prop. Acc.; Pen. Man. Cap.; Pen. Man. Acc.; Pen. Gilt Edg. Cap.; Pen. Gilt Edg. Acc.; Pen. Eq. Cap.; Pen. Eq. Acc.; Pen. B.S. Cap.; Pen. B.S. Acc.; Pen. D.A.F. Cap. 148.9; Pen. D.A.F. Acc. 175.1

Hearts of Oak Benefit Society
129, Kingsway, London, WC2B 6NF. 01-404 0393
Property Fund; Managed Fund

Henderson Administration
11 Austin Friars, London, EC2. 01-588 3622
High Income Fd.; Gilt Edged Fund; Capital Growth Fund; Technology; Natural Resources; Special Situation Fd.; North American Fund; Far East Fund; Property Fund; Managed Fund; Deposit Fund; Prime Resid. Prp. 97.0 102.2

Hill Samuel Life Assur. Ltd.
NLA Twr., Addiscombe Rd., Croy. 01-686 4355
Security Fund; British Fund; International Fund; Dollar Fund; Capital Fund; Income Fund; Property Series A; Property Units; Financial Fund; Managed Series A; Managed Series C; Managed Units; High Yield Fund; Money Series A; Money Units; Equity Fund; Fixed Int. Fund; Indexed Sec. Fd.; European Fund; Natural Resources Fd.; Far East Fund; Sec. Sits Fund; Mangd. Crncy. Fund
Pension Fund Prices: Property Acc.; Property Cap.; Managed Acc.; Managed Cap.; Guaranteed Acc.; Guaranteed Cap.; Equity Acc.; Equity Cap.; Fixed Int. Acc.; Fixed Int. Cap.; Indexed Secs. Acc.; Indexed Secs. Cap.

Imperial Life Ass. Co. of Canada
Imperial House, Guildford. 71255
Growth Fd. June 4; Pen Man Fd June 4
Unit Linked Portfolio: Managed Fund; Fixed Int. Fd.; Secure Cap. Fd.; Equity Fund; Property Fund

Irish Life Assurance Co. Ltd.
Basildon House, 7/11 Moorgate, EC2. 01-606 8401
Blue Chip June 4; Managed Fund; Mangd. Fd. Ser. II; Prop. Mod. June 1; Prop. Mod. Gt. June 1; Prp.Mod.Grth.Ser. II; Exempt. Man. Fd.; High Income Fund; Global Fund

King & Shaxson PLC
52, Cornhill, EC3. 01-623 5433
Bond Fd. Exempt 84.40 85.95xd -0.35

Langham Life Assur. Co. Ltd.
Langham Hse., Holmbrook Dr., NW4. 01-203 5211
Harvest Pen. Fund; Langham 'A' Plan; Prop. Bond; Wisp (SP) Man Fd

Legal & General (Unit Assur.) Ltd.
Kingswood House, Kingswood, Tadworth, Surrey KT20 6EU. Burgh Heath 53456
Cash Initial; Do. Accum.; Equity Initial; Do. Accum.; Fixed Initial; Do. Accum.; Intl. Initial; Do. Accum.; Managed Initial; Do. Accum.; Property Initial; Do. Accum.; Exempt Cash Init.; Do. Accum.; Exempt Eqty. Init.; Do. Accum.; Exempt Fixed Init.; Do. Accum.; Exempt Intl. Initial; Do. Accum.; Exempt Mngd. Init.; Do. Accum.; Exempt Prop. Init.; Do. Accum.; Ex. Deposit Init.; Do. Accum.

Legal & General Prop. Fd. Mgrs. Ltd.
11, Queen Victoria St., EC4N 4TP. 01-248 9678
L & G April 1 126.6 133.3
Next sub. day June 1

Life Assur. Co. of Pennsylvania
8, New Rd., Chatham, Kent. Medway 812348
LACOP Units 11.72 12.31

Lloyds Life Assurance
20, Clifton St., EC2A 4HX. 01-920 0202
Multi Gwth. May 6; Op. 8 Prop. A June 3; Op. 8 Equity June 3; Op. 8 Hy. June 3; Op. 8 Man. June 3; Op. 8 Dep. June 3; Op. In. B June 3; Op. 8 Inc. D June 3; Op. In. M. June 3; U.S. 3 F.I. June 3; D & G Pn. Fd. June 3; Pens. Pr. May 28; Pens.Pr.Cp. May 28; Pens.Eq.Ac. May 28; Pens. Eq. Cp. May 28; Pens. Fxd. Ac. May 28; Pens. Fxd. Cp. May 15; Pens. Mng. May 15; Pens.Mng.Cp. May 15; Pens. Dp. Ac. May 15; Pens. Dp. Cp. May 15
Britannia Funds—Series B: Am.Smlr.Co's. June 2; Am.Spec.Sits. June 2; Commodity June 2; Extra Inc. June 2; Far East June 2; Fin. Secs. June 2; Gold & Genl. June 2; Growth June 2; Inc. & Growth June 2; Int. Growth June 2; Japan Prf. June 2; Minerals June 2; Nat. High Inc. June 2; Prop. Shares June 2; Sp. Mkt. Sits. June 2; Recovery June 2; Smaller Cos. June 2; Univ. Energy June 2; World Tech. June 2; Man. Growth June 2; Gilt June 2
Barbican Funds—Series A: American June 1; British June 1; Commodity June 1; Extra Income June 1; Far Eastern June 1; High Income June 1; Income June 1; International June 1; Special Sits. June 1; Gilt June 1; Japan June 1; UK Smlr Cos. June 1

London A'deen & Nthn. Mtl. Assur. Ltd.
129 Kingsway, London, WC2B 6NF. 01-404 0393
"Asset Builder" 56.4 59.4

London Indemnity & Gnl. Ins. Co. Ltd
18-20, The Forbury, Reading 583511
Money Manager 46.6 49.5; M.M. Flexible 39.6 41.8; Fixed Interest 46.5 49.1 +0.1

London Life Linked Assur. Ltd.
100, Temple St., Bristol, BS1 6EA. 0272-279179
Equity 164.5 169.4; Fixed Interest; Property 141.2 145.4; Deposit 131.7 131.7; Mixed 143.8 146.6; Indexed Stk. 108.4 100.9
London Life Managed Funds Ltd.: Equity (P.) 113.5 117.4; Fixed Int. (P.); Property (P.); Deposit (P.); Mixed (P.); Indexed Stock (P.) 102.9 103.6

London & Manchester Gp.
Winslade Park, Exeter EX5 1DS. 0392 52155
Invest. Tst. Fd. Cap.; Invest. Tst. Fd. Acc.; Property Fund Cap.; Property Fund Acc.; Flexible Fund Cap.; Flexible Fund Acc.; Fixed Int. Fd. Cap.; Fixed Int. Fd. Acc.; Gtd. Deposit Fd. Cap.; Gtd. Deposit Fd. Acc.; Equity Fund Cap.; Equity Fund Acc.; International Fd. Cap.; International Fd. Acc.; Capital Gwth. Fd.; Moneymaker Fund; Exempt Inv. Tst.; Exempt Property; Exempt Flexible
*Addition to price where reduced mngt. charges apply.

M & G Group
Three Quays, Tower Hill, EC3R 6BQ. 01-626 4588
American Fund Bond; American Rec. Bond; Australasia Bond; Commodity Bond; Convert Deposit Bond; Equity Bond (Acc.); Extra Yield Fd. Bond; Family Bonds 310.7; Far Eastern Bond; Gilt Bond; High Yield Bond; Index-Linked Gt Bd.; International Bond; Japan Fund Bond; Managed Bond; Property Bond; Recovery Fund Bond
Flexible Pension Fund price on June 1.
American (Cap.); Do. (Accum.); Deposit (Cap.); Do. (Accum.); Equity (Cap.); Do. (Accum.); Fixed Interest (Cap.); Do. (Accum.); Index-Linked Gt (Cap); Do (Accum); Managed (Cap.); Do. (Accum.); PPP Fund (Cap.); Do. (Accum.); Pacific (Cap.); Do. (Accum.); Property (Cap.); Do. (Accum.); Personal Pension 434.2

Manufacturers Life Insurance Co.
St. George's Way, Stevenage. 0438 56101
Managed; Property; Equity; Gilt Edged; Deposit; Investment; International

Pension Fund Prices: Managed Init.; Do. Accum.; Property Init.; Do. Accum.; Equity Init.; Do. Accum.; Gilt-Edged Init.; Do. Accum.; Guaranteed Init.; Do. Accum.; International Init.; Do. Accum.; Index Lk. Gilt Init.; Do. Accum.

Merchant Investors Assurance
Leon House, 233 High St., Croydon. 01-686 9171
Property 256.6; Property Pens. 309.1 +4.0; Equity; Equity Pens.; Money Market; Money Mkt. Pens.; Deposit; Deposit Pens.; Managed; Managed Pens.; Intl. Equity; Do. Pens.; Intl. Managed; Do. Pens.; North American; Do. Pens.; Far East; Do. Pens.; Intnl. Currency; Do. Pens.; Index Linked

Multiple Health and Life Assur. Co. Ltd.
Stephenson House, Brunel Centre, Bletchley, Milton Keynes. 0908 641272.
Chrtfse. Energy; Magna Bld. Soc.; Magna Managed

NEL Pensions Ltd.
Milton Court, Dorking, Surrey. 0306 887766
Nelex Eq. Cap.; Nelex Eq. Accum.; Nelex Money Cap.; Nelex Mon. Acc.; Nelex Gth Inc Cap.; Nelex Gth Inc Acc.; Nel Mxd. Fd. Cap.; Nel Mxd. Fd. Acc.; Nelex Deposit Cap.; Nelex Deposit Acc.; Nelex Int.Fxd.Int. Cap.; Nelex Int.Fxd.Int. Acc.; Nel Indexd.Lk. Secs Cap.; Nel Indexd.Lk. Secs Acc.
Next sub. day June 25.

NPI Pensions Management Ltd.
48 Gracechurch St., EC3P 3HH. 01-623 4200
Managed Fund 291.6 303.6
Prices May 28. Next dealing July 1.

National Provident Institution
48, Gracechurch St., EC3P 3HH. 01-623 4200
Managed; UK Equity; Overseas Eq.; American; Far East; Property; Fixed Int.; Indexed Gilt; Deposit
Pension Fund Prices: Man. Initial; Man. Accum.; UK Eq. Initial; UK Eq. Accum.; Overseas Eq. Initial; Overseas Eq. Accum.; American Initial; American Accum.; Far East Initial; Far East Accum.; Prop. Initial; Prop. Accum.; Fixed Int. Initial; Fixed Int. Accum.; Indexed Gilt Initial; Indexed Gilt Accum.; Deposit Initial; Deposit Accum.

New Zealand Ins. Co. (U.K.) Ltd.
Maitland House, Southend SS1 2JS. 0702 62955
Kiwi Key Inv. Plan; UK Equity; American; Pacific; Property; Gilt; High Inc. Equity; High Inc. Fxd. Int.; Deposit; Index-Linked Gilt

Norwich Union Insurance Group
PO Box 4, Norwich NR1 3NG. 0603 22200
NUMB (Managed Funds) Ltd.: Managed Fund; Equity Fund; Property Fund; Fixed Int. Fund; Deposit Fund
Norwich Union Life Insurance Society Pensionmaster: Fixed Interest; Ordinary Share; Property; Deposit; Index Linked Secs.; Mixed
Prices at June 1.
Nor. Units May 15 321.2

Pearl Assurance (Unit Funds) Ltd.
252 High Holborn, WC1V 7EB. 01-405 8441.
Inv. Prop. Dist.; Inv. Prop. Acc.; Inv. Equity; Inv. Managed
Pearl Assurance (Unit Linked Pensions) Ltd.: Ret. Managed 132.9 139.9

Phoenix Assurance Co. Ltd.
4-5 King William St., EC4P 4HR. 01-626 9876
Wealth Ass.; Ebr. Ph. Eq.E.

Pioneer Mutual Insurance Co. Ltd.
16, Crosby Rd., N. Waterloo, L'pool. 051-928 6655
Pioneer Mkt. Mxd. Fd. 114.0 121.0

Planned Savings Group
68, East Street, Horsham 0403 50255
1st Managed; 1st Fixed Interest; 4th Managed; 5th Managed; Pension Managed

Premium Life Assurance Co. Ltd.
Eastchester Hse., Haywards Heath. 0444 58721
American Tech. Fd.; Building Soc. Fd.; Balanced; Data Mangd. Fd.; Deposit; Gilt; Natural Resources; Property; UK Equity; International Equity

Prop. Equity & Life Ass. Co.
42 Houndsditch, London EC3A 7AY. 01-621 1124
R. Silk Prop. Bond 248.4

Property Growth Assur. Co. Ltd.
Leon House, Croydon CR9 1LU. 01-680 0606
Property Fund; Property Fund (A); Agricultural Fund; Agric. Fund (A); Abbey Nat. Fund; Abbey Nat. Fd. (A); Investment Fund; Investment Fund (A); Equity Fund; Equity Fund (A); Money Fund; Money Fund (A); Actuarial Fund; Gilt-edged Fund; Gilt-Edged Fd. (A); Retire Annuity; Immed. Ann'ty; International Fd.
Prop. Growth Pensions & Annuities Ltd.: All Wther Ac. Uts. 202.3 212.9; Inv. Fd. Uts.; Pension Fd. Uts.; Conv. Pens. Fd.; Cnv. Pns. Cap. Ut.; Man. Pens. Fd.; Man. Pens. Cap. Ut.; Prop. Pens. Fd.; Prop.Pens.Cap.Uts.; Bldg. Soc. Pen. Ut.; Bldg. Soc. Cap. Ut.; Gilts Pens. Fd.; Gilts Pens. Fd. Cap.; Equity Pens. Fd.; Equity Pens. Fd. Cap.

Providence Capitol Life Assc. Co. Ltd.
30 Uxbridge Road, W12 8PG. 01-749 9111
Special Mkt. Fd.; Pension Equity; Pension Fxd. Int.; Deposit Fd. Acc.; Ind.Pens.Dep.Fd.Acc.; Equity Fd. Acc.; Ind.Pens.Eq.Fd.Acc.; Fxd. Int. Acc.; Ind.Pens.Fxd.Int.Acc.; Intnl. Acc.; Ind.Pens.Intnl.Acc.; Managed Fd. Acc.; Ind.Pens.Man.Fd.Acc.; Property Fd. Acc.; Ind.Pens.Prop.Fd.Acc.
For Other Funds and Capital Units ring 01-749 9111.

Provincial Life Assurance Co. Ltd.
222, Bishopsgate, EC2. 01-247 6533
Managed Fd.; Cash Fd.; Property Fund; Equity Fund; Fxd. Int. Fund; International; High Income; Far East; North American; Special Sits.; Technology; Managed Pens. Acc.; Deposit Pens. Acc.; Property Pens. Acc.; Fix. Int. Pens. Acc.; Equity Pens. Acc.
For Capital Unit and Other Prices ring 01-247 6533.

Prudential Pensions Limited
Holborn Bars, EC1N 2NH. 01-405 9222
Equity Fd. June 2; Intnl. Fd. June 2; Fixed Int. June 2; Prop. Fd. June 2; Cash Fund
Pre-Link Retirement Plan: Managed Fund 1.054 1.098; Cash Fund 0.995 1.037

Refuge Investments Limited
103 Oxford St., Manchester 061-236 9432
Managed 105.5 111.1; Property 103.0 108.5

Reliance Mutual
Tunbridge Wells, Kent. 0892 22271
Equity Fund 100.0 105.2; Prop Fd. (1st Issue); Prop Fd. (2nd Issue) 109.3 115.0; Managed Fund 107.1 112.6

Royal Life Insurance Ltd.
New Hall Place, Liverpool L69 3HS. 051-227 4422
Royal Shield Fd. 234.5 248.1 +0.2
Royal Life (Unit Linked Assurances) Ltd.: Managed Fund; Equity Fund; Property Fund; International Fund; Gilt Fund; Money Fund

Save & Prosper Group
4, Gt. St. Helen's, Lndn., EC3P 3EP. 01-554 8899
Global Equity Fund (z); Bal. Inv. Fd.; Property Fd.; Gilt Fd.; Deposit Fd.†; Man. Pens. Fd.; Equity Pens. Fd.; Prop. Pens. Fd.; Gilt Pens. Fd.; Depos. Pens. Fd.†; A. G. Bond Fund (z) 47.1 49.9 -0.1
*Prices on June 2. ¶Weekly dealings.

Schroder Life Group
Enterprise House, Portsmouth. 0705 827733
Equity; Fixed Int.; Managed; Money; Overseas; Property; CCM Vanguard; Income Distrib.; Income Accum.; Capital; General; Europe; Smaller Co's.; American; Tokyo; Gilt & Fxd. Int.; Australian; Singapore & Malay; B.S. Pen. Cap.; B.S. Pen. Acc.; Equity Pension Cap.; Equity Pension Acc.; Mngd. Pen. Cap.; Mngd. Pen. Acc.; F. Int. Pen. Cap.; F. Int. Pen. Acc.; Money Pen. Cap.; Money Pen. Acc.; Prop. Pen. Cap.; Prop. Pen. Acc.
Prices are for Life Series 4 June 7 and Pension Series B

Scottish Amicable Investments
P.O. Box 25, Craigforth, Stirling.
Equity; Fixed Interest; International; Property; Cash; Index Linked Gilt; Managed; Exempt Eq. Init.; Do. Accum.; Exempt Fxd. Int. Init.; Do. Accum.; Exempt Intnl. Init.; Do. Accum.; Exempt. Prop. Init.; Do. Accum.; Exempt Cash Init.; Do. Accum.; Exempt Man. Init.; Do. Accum.

Scottish Mutual Assurance Society
109 St. Vincent St., Glasgow 041-248 6321
Flex End April 28; Pen. Mngd. Apr. 30

Scottish Widows' Group
PO Box 902, Edinburgh EH16 5BU 031-655 6000
Inv. Pol. 1 June 4; Inv. Pol. 2 June 4; Inv. Cash June 4; Mixed Fund; Equity Fund; Property Fund; International Fund; Fixed Int. Fund; Cash Fund; Pens. Mixed Fd. Ord.; Pens. Equity Fd. Ord.; Pens. Prop. Fd. Ord.; Pens. Int. Fd. Ord.; Pens. Fxd. Int. Fd. Ord; Pens. Cash Fd. Ord.; Ex. U. May 19; Ex. U. Inc. May 19; Pens. Man. June 2; Do. Cr. Fd. June 3; Do. Prp. Fd. June 2; Do. Cash Fd. June 2; Pension Index. Stk. Fd.; Indexed Stock Fund

Skandia Life Assurance Co. Ltd.
161-166 Fleet St., London EC4 2DY. 01-353 8511
Managed Acc.; Equity Acc.; Gilt Plus Acc.; International Acc.; Pens. Managed Acc.; Pens. Equity Acc.
For Prices of other Units and Guaranteed Basic Rates please Phone 01-353 8511

For Solar Life Assurance Ltd. see Sun Life Unit Assurance Ltd.

Standard Life Assurance Company
3 George St., Edinburgh EH2 2XZ. 031-225 7971.
Managed; Property; Equity; International; Fixed Interest; Index Linked; Cash; Pension Managed; Pension Property; Pension Equity; Pension Intl.; Pension Fxd. Int.; Pension Index Linked; Pension Cash

Sun Alliance Insurance Group
Sun Alliance House, Horsham. 0403 64141
Equity Fund 222.4 234.2 +0.6; Fixed Interest Fund 150.5; Property Fund 214.5 225.8; International Fd.; Deposit Fund; Managed Fund; Intnl. Bond June 2
Individual Pension Funds: Index Linked; Equity; Fixed Int.; Property; International; Deposit; Managed
Group Pension Funds: SAFM Fd Int. May 12 203.70 217.90; Property May 12 113.10 117.80

Sun Life of Canada (UK) Ltd.
2, 3, 4, Cockspur St., SW1Y 5BH 01-930 5400
Maple Leaf Plans: Growth Account; Managed Account; Equity Account; Managed Fd. Accum.; Equity Fd. Accum.; Property Fd. Accum.; Fixed Int. Fd. Accum.; Intnl. Fd. Accum.; Money Fd. Accum.; Index-Ld.Scs.Fd.Accm.
Pension Plans: Pers. Pens. Account 335.4; Pers. Mgd.Acc.Accum. 157.3 165.6

Sun Life Unit Assurance Ltd.
107, Cheapside, London, EC2V 6DU. 0272-299 524
Managed Cap.; Managed Acc.; Property Cap.; Property Acc.; Equity Cap.; Equity Acc.; Fixed Interest Cap.; Fixed Interest Acc.; Cash Cap.; Cash Acc.; International Cap.; International Acc.; American Cap.; American Acc.; Far Eastern Cap.; Far Eastern Acc.; Distribution 103.9 109.4 11.24
Sun Life Pensions Management Ltd. (funds for individual pension contracts): Pens. Managed Cap.; Pens. Managed Acc.; Pens. Property Cap.; Pens. Property Acc.; Pens. Equity Cap.; Pens. Equity Acc.; Pens. F. Interest Cap.; Pens. F. Interest Acc.; Pens. Cash Cap.; Pens. Cash Acc.; Pens. Intnl. Cap.; Pens. Intnl. Acc.; Pens. American Cap.; Pens. American Acc.; Pens. Far Estrn. Cap.; Pens. Far Estrn. Acc.

Target Life Assurance Co. Ltd.
Target House, Gatehouse Road, Aylesbury, Bucks. Aylesbury (0296) 5941
Man. Fund Inc.; Man. Fund Cap.; Man. Fund Acc.; Man. Fd. Init.; Prop. Fund Inc.; Prop. Fd. Cap.; Prop. Fd. Acc.; Prop. Fd. Init.; Prop. Fd. Inv.; Fixed Int. Fd. Inc.; Fixed Int. Fd. Cap.; Fixed Int. Fd. Acc.; Fixed Int. Fd. Init.; Dep. Fd. Inc.; Dep. Fd. Acc.; Dep. Fd. Init.; U.K. Equity Fd. Inc.; U.K. Equity Fd. Cap.; U.K. Equity Fd. Acc.; U.K. Equity Fd. Init.; Int. Equity Fd. Inc.; Int. Equity Fd. Cap.; Int. Equity Fd. Acc.; Int. Equity Fd. Init.; Ret. Plan Ac. Pen.; Ret. Plan Cap. Pen.; Man. Pen. Fd. Acc.; Man. Pen. Fd. Cap.; Gilt Pen. Fd. Acc.; Gilt Pen. Fd. Cap.; Prop. Pen. Fd. Acc.; Prop. Pen. Fd. Cap.; Guar. Pen. Fd. Acc.; Guar. Pen. Fd. Cap.; Index-L. Pen. Fd. Cap.; Index-L. Pen Fd. Acc.; Sterling Fund 9.58; U.S. Dollar Fund 10.00; Swiss Franc Fund 0.00; Deutsche Mark Fund 5.40; Yen Fund 3.60

Transinternational Life Ins. Co. Ltd.
55-57, High Holborn, WC1V 6DU. 01-831 7481
Series 2 Man. Fd. 138.5 145.7 -0.4; Series 2 Equity Fd.; Series 2 Prop. Fd.; Series 2 Fixed Int. Fd.; Series 2 Money Fd.; Series 2 O'seas Fd.; Tulip Invest. Fd.; Tulip Managd Fd.; Managed Inv. Fd. Inf.; Managed Inv. Fd. Acc.; Man. Pen. Fd. Cap.; Man. Pen. Fd. Acc.

Trident Life Assurance Co. Ltd
London Road, Gloucester. 0452 36541
Managed; Gtd. Mgd.; Property; American; U.K. Equity Fund; High Yield; Gilt Edged; Money; International; Fiscal; Growth Cap.; Growth Acc.; Pens. Equity Acc.; Pens. Mngd. Acc.; Pens. Gilt Edged Acc.; Pens. Gtd.Dep.Acc.; Pens. Pty. Acc.; Trt Inv. Bond 52.0 54.9

Tyndall Assurance/Pensions
18, Canynge Road, Bristol. 0272 732241
3-Way 181.5; Do. Pens. 239.3; Equity 230.7; Bond 213.8; Property 183.8; Overseas Inv. 120.5; UK Inv. 221.7; Deposit 175.3; Man. Pen. 3-W 281.8; Equity Pen. 439.4; Bond Pen. 255.8; Prop. Pen. 167.2; Dep. Pen. 214.4
New Series from April 1 1982: U.K. Equity 106.0 111.6; Nth. American Eq. 95.5 100.6; Far East Eq. 108.3 114.0; Fixed 99.6 104.9; Cash Deposit 96.3 101.4; Property 96.1 102.2; Special Dep. 106.2 111.8; Managed 102.9 108.4; Index Linked Fund 98.3 103.5

Vanbrugh Life Assurance
41-43 Maddox St., Ldn. W1R 9LA. 01-499 4923
Managed Fd. 217.9 229.4 +0.3; Equity Fd. 376.6 396.5 +1.7; Intnl. Fd. 125.3 131.9 -1.2; Fixed Int. Fd. 209.9 221.0 +0.9; Prop. Fd. 232.8 245.1 +0.1; Cash Fd. 163.3 171.9 +0.2

Vanbrugh Pensions Limited
41-43, Maddox St., Ldn. W1R 9LA 01-499 4923
Managed 173.2 182.4; Equity 201.6 212.3; Fixed Interest 160.9 169.4; Property 165.5 174.3; Index Linked Gilt 97.5 102.7; Guaranteed 12.50

Windsor Life Assur. Co. Ltd.
Royal Albert Hse., Sheet St., Windsor 68144
Investor Units 112.7 118.5; Accum. Pen. Units 177.1 185.3; Flex. Inv. Growth 121.7 128.0; Future Assd Growth 22.0(a) 46.00(a); Ret. Ass'd Pen. £31.29

OFFSHORE AND OVERSEAS

Adig Investment
Postfach 705, 8000 Munich 1, Telex 524269
Adiropa DM21.06 21.69 -0.02; Adiverba DM50.75 53.29 -0.45; Fondak DM27.91 29.31 -0.27; Fondis DM20.95 22.00 -0.25

Albany Fund Management Limited
P.O. Box 73, St. Helier, Jersey. 0534 73933
Albany $ Fd. (CI) $165.18 167.61 1.74
Next dealing June 11.
For Alexander Fund see Lloyds Bank Intl. Guernsey.

Allen Harvey & Ross Inv. Mgt. (C.I.)
1 Charing Cross, St. Helier, Jsy., C.I. 0534-73741
AHR Dollar Inc. Fd. $10.37 10.39 +0.02 13.90; AHR Gilt Edg. Fd. £11.56 12.01 +0.04 12.07

Alliance International Dollar Reserves
c/o Bank of Bermuda, Hamilton, Bermuda. Adv: ACMI, 62/63 Queen St., EC4. 01 248 8881
Distribution March 17 (0.000371) (14.5% pa)

Arbuthnot Securities (C.I.) Ltd. (a)(c)(h)
P.O. Box 284, St. Helier, Jersey. 0534 76077
Dollar Income Tst. 98.3 102.5 -0.3 13.82; East Intl. & Energy 137.2 148.2 -0.4 0.84; Govt Secs. Tst.(CI) 74.4 77.4 +0.3 13.56
Daily Dealing—yields based on offer prices.
Sterling Fd. 141.2 141.3 0.35
Dealing on Wednesday.

B.I.A. Bond Investments AG
10, Baarerstrasse CH6301, Zug, Switzerland.
Bairer Sfd. May 19 18,355 19,900

Bank of America International S.A.
35 Boulevard Royal, Luxembourg G.D.
Wldinvest Income $114.01 114.99 10.45
Prices at June 3. Next sub. June 9.

Barclays Unicorn International
1, Charing Cross, St. Helier, Jersey. 0534 73741
Unigilt Trust 41.6 43.8 13.4; Unidollar Trust $11.54 12.12 2.00; Unibond Trust $2.06 82.874 12.00
1 Thomas St., Douglas, Isle of Man 0624 4856
Unicorn Aust. Ext. 52.7 57.2 1.7; Do. Aust. Min. 46.5 50.1 2.10; Do. Grtr. Pacific 120.8 129.1; Do. Intl. Income 29.5 31.8 10.10; Do. Isle of Man Tst. 43.5 46.8 10.30; Do. Manx Mutual 48.4 52.1 2.10

Bishopsgate Commodity Ser. Ltd.
P.O. Box 42, Douglas, I.o.M. 0624-23911
ARMAC** May 4 $51.59 54.84; COUNT** May 4 £3.096 3.283 1.60; CANRHO** May 4 £1.344 1.426; MAPSA* April 5 $9.60 10.21
Original issue * $10 and **£1. Next val. June 7.

Bridge Management Ltd.
GPO Box 590, Hong Kong
N'Itashi May 31 Y26,219; Nippon Fd. June 2 $20.15 21.69 1.28

Britannia Intl. Investment Mngt. Ltd.
Box 271, Queensway House, Queen Street, St. Helier, Jersey C.I. 0534-73114
U.S. Dollar Denominated Funds: Am. Smaller Cos.Fd. $1.392 1.497 8.05; Gold Fund $0.614 0.660 -0.003; Universal Growth Fund $0.818 0.880; Dollar Income Fd. $0.762 0.816xd 13.30
Sterling Denominated Funds: American Investment 46.8 50.3xd 4.00; Australian Perf. Fd. 71.8 77.2; Far East Fund 91.5 98.4 1.00; Jersey Energy Tst. 15.4 16.6 1.50; Jersey Gilt 19.9 21.1 13.03; U.K. Growth Fund 40.7 43.8 4.31; USM Fund 102.6 110.3
Sterling Deposit Funds: Managed Cncy. Fd. £12.05 12.67 -0.01 10.87; Capital Dep. Trust £14.08 14.89 0.25

King & Shaxson Mngrs.
1, Charing Cross, St. Helier, Jersey. 0534 73741
Valley Hse., St. Peter Port, Gnsy. 0481 24706
1, Thomas Street, Douglas, I.o.M. 0624 4856
Gilt Fund (Jersey) £7.54 7.68 13.25; Gilt Trust (I.O.M.) £7.9 9.6 +1.1 13.00; Gilt Fund Guernsey £7.66 7.70xd 13.25
Intnl. Govt. Secs. Trust: First Sterling £17.30 17.39; First Intnl. $214.00 215.00
*Daily Dealing—Other Funds Weekly Mondays. **Tuesday Weekly-Capital Return 11.80%.

Brown Shipley Tst. Co. (Jersey) Ltd.
P.O. Box 583, St. Helier, Jersey. 0534 74777
Sterling Bd. Fd. (b) £9.23 9.28xd +0.02 13.73; Sterling Cap. Fd. (b) £14.34 14.38; Int.Cur.Fd.(a)(b) £1.01 1.06

Butterfield Management Co. Ltd.
P.O. Box 195, Hamilton, Bermuda.
Buttress Equity $4.14 4.38 1.15; Buttress Income $2.38 2.52 10.43
Prices at May 10. Next sub. day June.

CAL Investments (IoM) Ltd.
16, St. Georges St., Douglas, IOM. 0624 25033
CAL Comdty. & Crncy.* £1.086 1.144xd 4.10; CAL Metal ** 77.5 81.7
Next dealing day *June 7. **June 14.

Capdirex S.A.
P.O. Box 178, 1211 Geneva 12, 010 4122 466288
Formulex Fr119.80 129.50 1.98; Bondselex Fr108.80 114.40

Capital Asset Managers Ltd.
Bermuda Hse., St. Julians Ave, St. Peter Port, Guernsey C.I. 0481 26268
The Currency Trust 87.0 93.0 1.07

Capital International Fund S.A.
43 Boulevard Royal, Luxembourg
Capital Int. Fund $23.99 -0.34

For Central Assets Managers see Charterhouse Japhet Currency Mgt. Ltd.

Charterhouse Japhet
1 Paternoster Row, EC4 01-248 3999
Emperor Fund* $6.50 6.83 6.69; Hispano $40.84 42.90
*Prices at May 31. Next sub. day June 15.

Charterhouse Japhet Currency Mngt. Ltd.
Channel Hse., St. Helier, Jersey. 0534 74689
Central Assets Currency Funds Ltd.: US$ 18.27 +0.02; £ Sterling 18.42 +0.03; D Marks 40.58 +0.09; Sw Francs 40.25 +0.01; Fr Francs 103.92 +0.14; SDR's 256.01 +0.27

Chesham Commodities (Isle of Man) Ltd.
29, Athol Street, Douglas, I.o.M. 0624 21724
Normandy Metal Trust £1.2884 1.3562 4.00; Normandy Com. Tst. £1.2507 1.3208 4.00; Comb. Currency & Gld £1.0747 1.1313 6.00

Cornhill Ins. (Guernsey) Ltd.
P.O. Box 157, St. Peter Port, Guernsey
Intnl. Man. Fd. 220.5 240.0

Cortexa International
10a, Boulevard Royal, Luxembourg.
Cortexa Intnl. $77.23 -0.81

Craigmount Fixed Int. Mngrs. (Jersey)
P.O. Box 195, St. Helier, Jersey. 0534 27561
Gilt Fund (Jsy.) 86.8 86.9xd 14.00
Valued weekly Wednesday.

DWS Deutsche Ges. F. Wertpapiersp
Grueneburgweg 113, 6000 Frankfurt
Investa DM38.28 31.80 -0.35

Delta Group
P.O. Box 3012, Nassau, Bahamas
Delta Inv. June 1 $2.96 3.11
London Agents: Kleinwort Benson. Tel: 01-623 8000

Deutscher Investment-Trust
Postfach 2685 Biebergasse 6-10 6000 Frankfurt
Concentra DM36.38 16.79 -0.16; Int. Rentenfonds DM61.24 62.77

Drexel Burnham Lambert
77, London Wall, London, EC2. 01-628 3200
Winchester Diversified Ltd. NAV April 30. $26.22.
Winchester Overseas Ltd. NAV April 30 US$10.49
Winchester U.S. Reserves Ltd. Current yield 13.1%

Dreyfus Intercontinental Inv. Fd.
P.O. Box N3712, Nassau, Bahamas.
NAV June 1 $25.66 27.30 6.40

Duncan Lawrie Inv. Mgt. Ltd.
Victory Hse, St Peter Port, Guernsey. 0481 28034
DL Sterling 45.2 47.6 5.30; DL International $1.01 1.07 6.58

Emson & Dudley Tst. Mgt. Jrsy. Ltd.
P.O. Box 73, St. Helier, Jersey. 0534 73933
E.D.I.C.T. 104.0 114.3

The English Association
4 Fore Street, EC2. 01-588 7081
E. A. Income Fd.* 63.8 67.9 7.36; E. A. Sterling** £76.46 76.48; E. A. Equity* 61.1 65.1 1.92; Wardgate Cap. Fd.** £15.78 16.34 3.06
*Next dealing June 9. **Next dealing May 28.

Eurinvest Management Ltd.
Grenville Hse., St. Helier, Jersey, C.I. 0534 76007.
External Fund $132.50; Cash Fund $14.20

Eurobond Holdings N.V.
Pietermaai 15, Willemstad, Curacao.
London Agents: Intel 1/3 Worship St., London EC2 Tel: 01-638 6011. Telex: 8814408.
Euro Hldgs. $20.55 21.28 9.50

S.G. Europe Obligations S.A.
9, Avenue de la Liberte, Luxembourg
London Agent: FPS, Salisbury Hse, London Wall EC2M 5TA. Tel. 01-920 0776 Telex 887281
Europe-Obligations $43.93 +0.32 1.34

Eurotax Investments Ltd.
1, Athol St., Douglas, Isle of Man.
UK Agents FIS, St. Albans. 0727 33166
Eurotax Inv. Fund 102.3 107.7

F & C Mgmt. Ltd. Inv. Advisers
1, Laurence Pountney Hill, EC4. 01-623 4680
F&C Atlantic Fd. SA. $9.66 +0.06 1.55; F&C Oriental Fd. $18.03 -0.61 1.11
Prices June 2. Weekly dealings.

Fidelity International.
9 Queensway House, Queen St., St. Helier, Jersey, C.I. 0534 71696
American Assets (z) $35.23 -0.57 1.48; Am. Valu. Com. Pf. SA(z) $101.50 3.00; American Valu. Com. (z) $38.78; Australia (z) $7.75 -0.03; Dollar Savings Tst. (z) $99.18 +0.04 13.78; Far East (z) $27.14 +0.01 0.74; International (z) $24.26 -0.51 0.73; Orient Fund (z) $20.57 +0.15; Pacific (z) $87.17 -0.46 8.38; World (z) $39.27 -0.17 2.02; American Inc. Tst (z) 45.9 48.7 -0.4 9.39; Gilt Fund 22.8 23.0 13.59
‡Prices at May 31.

Fleming Japan Fund S.A.
37, rue Notre-Dame, Luxembourg
Fleming May 31 $47.95

Frankfurt Trust Investment—GmbH
Wiesenau 1, D-6000 Frankfurt
FT-Interzins DM69.93 41.13 +0.01; Frankft. Effekt. Fd. DM53.52 56.15 +0.06

Free World Fund Ltd.
Butterfield Bldg., Hamilton, Bermuda.
NAV March 31 $149.66

G. T. Management (U.K.) Ltd.
Park Hse., 16 Finsbury Circus. Tel: 01-628 8131. Tlx: 886100.
London Agents for: Anchor Gilt Edge £9.03 9.08 13.99; Anchor Int. Fd. $7.09 7.28 2.57; Berry Pac Fd. $58.90 -0.01 0.98; Berry Pac Strlg. £4.05 4.2328 1.18; G.T. Asia Fd. HK$19.31 1.71; G.T. Asia Sterling £28.52 29.69 1.75; G.T. Australia Fd. A$25.97 2.36; G.T. Bond Fund $10.52 -0.05 9.98; G.T. Dollar Fd. $11.26 1.38; G.T. Dir. (Strlg.) Fd. £14.32 14.91 1.39; G.T. Intntl. Fd. $15.48 -0.17 0.65; G.T. Japan Small Co. $15.61 -0.30; G.T. Technology Fd. $21.63; G.T. Pacific Fd. $14.36 -0.10 0.99; G.T. Asian Growth Fd. $10.26 1.46

Gartmore Invest. Ltd. Ldn. Agts.
2, St. Mary Axe, London, EC3. 01-283 3531
Gartmore Fund Managers (C.I.) Ltd. (a) (h): 41, Broad St., St. Helier, Jersey. 0534-73741
Gilt Fund (Jersey) 84.0 88.0xd +1.0 12.60
Gartmore Fund Managers (Far East) Ltd. (a)(h): 1503 Hutchison Hse, 10 Harcourt Rd., H. Kong
Australia Tst. $5.975 5.364 -0.15 1.30; HK & Pac. U. Tst. HK$6.46 7.2 2.60; Japan Fd. $22.466 22.091 0.60; N. American Tst. $17.905 19.218 0.60; Intl. Bond Fund $10.113 10.653 9.60
Gartmore Fund Managers (IOM) (a): P.O. Box 32 Douglas, Isle of Man. Tel. 0624 23911
Gartmore Intl. Inc. 19.4 20.6 15.90; Gartmore Intl. Grth. 135.6 144.3 0.60

Assicurazioni GENERALI S.p.A.
P.O. Box 132, St. Peter Port, Guernsey, C.I.
Sterling Managed Fd. £117.79 123.99; Dollar Mngd. Fnd. $108.73 114.46

Granville Management Limited
P.O. Box 73, St. Helier, Jersey. 0534 73933
Granville Inv. Tst. £6.59 7.00 4.64
Next dealing day June 15.

Guinness Mahon Int. Fund (Guernsey)
PO Box 188, St. Peter Port, Guernsey. 0481 23506
US$ Price $19.71 20.46 8.92; £ Sterling Equivalent £10.96 11.33 10.65; S.D.R. Equivalent 17.41 18.05 9.37
Prices at May 27. Next dealing June 10.

Hambro Pacific Fund Mgmt. Ltd.
2110, Connaught Centre, Hong Kong
Far East June 1 HK$22.55 24.38; Japan Fd. June 4 $9.18 9.88

Hambros Fd. Mgrs. (C.I.) Ltd.
P.O. Box 86, Guernsey. 0481-26521
†Capital Reserve Fd. £14.88 14.09 0.2; C.I. Fund 229.7 244.6xd 2.95; Special Sits. Fund 81.9 86.3 3.13; Sterling Income Fund 103.2 107.7 13.95; Trans. Mkt. Trust $0.909 0.967 3.34; Intnl. Bond $99.57 104.81 10.08; Int. Equity $14.10 14.84 1.79; Int. Svgs. 'A' $US $1.38 1.45; Int. Svgs. 'B' $1.51 1.59
Prices on June 1. Next dealing June 9.
†Excludes initial charge on small orders.

Henderson Admin. & Man. (Guernsey)
7 New St., St. Peter Port, Guernsey 0481 26541/2
American (US cents) 118.6 124.8; Ntrl. Res. (U.S. cents) 89.95 1.89
Henderson Management (Guernsey) Ltd.: Gilt Fund† 9.28 9.84 12.70
†Weekly Dealings.

Henderson Baring Group
801, Gloucester Tower, 11, Pedder St., Hong Kong.
Australia $7.64 8.24; Japan Tech. $16.13 17.24; Japan Fund $24.54 26.22; Malay Sing. $18.43 19.85; Pacific Fd. $12.045 12.497; Bond Fd. $10.736 11.335 10.00
Weekly dealings.

Hill-Samuel & Co. (Guernsey) Ltd.
8 LeFebvre St., St. Peter Port, Guernsey, C.I.
Guernsey Tst. 212.6 227.4xd +1.9 3.27

Hill Samuel Investment Mgmt. Intnl.
P.O. Box 63, Jersey. 0534 76029
UK Equities (C.I. Fd.) 150.2 160.6 +0.6 3.5; UK Gilt (C.I. Fxd. Int.) 95.0 100.0 12.10; Int. Man. (Growth Fd.) 112.2 119.3 -1.7
Box 2622, Berne, Switzerland. Telex 33425
H.S. Overseas Fd. $21.78 22.57; Balanced (CSF Fund) SF19.29 19.69 -0.08; Far East (Crossbow) SF6.38 6.59 +0.02; Technology (ITF Fd.) $10.72 10.97 -0.15

I.C. Trust Managers Ltd.
10, St. Georges St., Douglas, IoM 0624 25015
Int. Commodities Tst. 95.8 101.9
Next dealing day June 7.

IGF Management Services Inc.,
c/o Registrars, P.O. Box 1044, Cayman Is., BWI.
Internl. Gold Fund $59.90 62.69

N.V. Interbeheer
P.O. Box 526, Delft, Holland
Esmeralda(OfferPce)† Dfl68.19 -0.91 2.95

International Bond Trust
2, Boulevard Royal, Luxembourg
Class A NAV June 4 $9.49 -0.05; Class B NAV June 4 $10.41 -0.05

International Pacific Inv. Mgmt. Ltd.
P.O. Box R237, 56, Pitt St., Sydney, Aust.
Javelin Equity Tst. A$3.40 3.48 7.00

Investment Advisors, Inc.
First International Plaza, Houston Texas.
Finomic Invest. Fd. £3.62
UK Agents: James Finlay Tel: 041-204 1321 or Sternberg Thomas Clarke Tel: 01-247 8461.

Invicta Investment Management
1 Charing Cross, St. Helier, Jersey. 0534 73741.
Gilt Growth Fund £11.26 11.77 3.40; Gilt Income Fund £8.60 9.08 13.21

Jardine Fleming & Co. Ltd.
46th Floor, Connaught Centre, Hong Kong
J.F. Japan Tst. Y2,661 -17 0.60; Do. (Accum.) Y2,463 -17; J.F. Japan Small Co. Y11,728 -22; J.F. Japan Technology Y5,379 -61; J.F. Eastern Tst. HK$18.23 -10.8 1.60; Do. (Accum.) HK$20.75 -10.2; J.F. Pac. Secs. (Inc.) $4.73 -0.09 1.00; Do. (Accum.) $4.96 -0.09; J.F. Intnl. Tst. $3.99 -0.07 0.50; Do. (Accum.) $4.01 -0.06; J.F. S.E.A. $38.91 -0.70 1.10; Do. (Accum) $29.65 -0.71; J.F. Phil. $7.63 -0.17 6.60; J.F. Car.&Bd.Fd.(Inc.) $11.79 -0.13 9.40; Do. (Accum.) $14.11 -0.16; Japan & Pacific Gro.Tst. $11.36 -1.10 4.70; Australia Tst. $5.89 -0.04
NAV May 31. Next dealing day June 7.
London Agents: Robt. Fleming & Co. Tel: 01-283 2400

Leopold Joseph & Sons (Guernsey)
Hirzel Ct., St. Peter Port, Guernsey. 0481-26648.
L.J. Sterling Fund £14.99 15.00 +0.04
L J & S Currency Fund: Telephone Manager for latest prices.

Kleinwort Benson Group
20, Fenchurch St., EC3. 01-623 8000
Guernsey Inc. 92.4 101.7xd 5.22; Do. Accum. 131.9 145.2 5.22; K.B. Eurobond Fd. £10.98 11.11 7.34; K.B. Far East Fd. $20.53 2.67; K.B. Gilt Fund £9.82 9.89 13.24; K.B. Int. Bd. Fd. Inc. $9.59 10.28; K.B. Int. Bd. Fd. Acc. $19.66 10.28; K.B. Intl. Fund $14.77 2.76; K.B. Japan Fund $9.52 0.89; K.B. Sterl. Asset Fd. £14.57 14.08xd; K.B. U.S. Gwth. Fd. $20.40 2.48; Signet Bermuda $5.49 2.69; Transatlantic Fd. $46.51 2.41

Korea International Trust
Fund Man.: Korea Invest. Trust Co Ltd. c/o Vickers da Costa Ltd, King William Street, London, EC4. 01-623 2494
NAV won 6701.99ml. IDR value US$9088.60ml.

The Korea Trust
Daehan Investment Trust Co.Ltd.
1-518, Yoido-dong, Yongdungpo-Ku, Seoul, Korea
NAV June 5 (Won 10.780) (U.S.$14.65).

Lazard Brothers & Co. (Jersey) Ltd.
P.O. Box 108, St. Helier, Jersey, C.I. 0534 37361
Laz. Bros. Int. Cap. $8.62 9.18 1.08; Laz. Bros. Inc. Inc. £1083.57 1123.09 14.50; Laz. Bros. Int. Asset Y2,249.74 5.0; Laz. Bros. Int. Asset £103.192 14.00

Lloyds Bank (C.I.) U/T Mgrs.
P.O. Box 195, St. Helier, Jersey. 0534 27561
Lloyds Tst. O'seas 76.9 81.8 3.09
Next dealing date June 10.
Lloyds Trust Gilt £10.22 9.25 13.38
Next dealing date June 9.

Lloyds Bank International, Geneva
P.O. Box 438, 1211 Geneve 11 (Switzerland)
Lloyds Int. Growth SF592.5 621.0 1.40; Lloyds Int. Income SF275.5 286.0 7.30

Lloyds Bank International, Guernsey
P.O. Box 136, Guernsey, Channel Islands.
Alexander Fund $11.09
Net asset value May 24.

Louis Dreyfus Commodity Fund
c/o Trustco, P.O. Box 1092, Cayman Islands.
June 4. Valuation per unit $5,524.13.

M & G Group
Three Quays, Tower Hill EC3R 6BQ. 01-626 4588
Atlantic Ex. June 1 $5.47 5.82; Australian Ex. June 2 $2.46 3.65 +0.18; Gold Ex. June 2 $22.12 23.54 12.68; (Accum. Units) $32.76 34.85 -2.48 12.68; Island 120.5 127.1 -0.3 4.13; (Accum Units) 286.2 303.4 -0.3 4.13

Management International Ltd.
Bk. of Bermuda Bldg., Bermuda. 809-295-4000
Bda. Intl. Bd. Fd. Cap. $13.71; Bda. Intl. Bd. Fd. Inc. $10.93 12.00
Prices on May 28. Next dealing June 4.

Midland Bank Tst. Corp. (Jersey) Ltd.
28-34, Hill St., St. Helier, Jersey. 0534 36281
Mid. Drayton Gilt 94.3 94.6 +0.5 12.66; Mid. Drayton Int. Bond $1.87 1.09 9.17

Minerals, Oils Res. Shrs. Fd. Inc.
PO Box 194, St. Helier, Jersey. 0534 27441
MORES May 27 $9.21 9.44 1.27

Samuel Montagu Ldn. Agents
114, Old Broad St., EC2. 01-588 6464
AEIT Eqty. June 4 $46.30 48.70 7.40; Apollo Fd. June 1 SF55.18 59.42 2.32; Jadest May 31 HK$21.63 22.42 0.32; 117 Group May 28 $12.37 12.84 1.94; 117 Stlg.Res. June 1 £12.05 12.84; 117 Stlg. Res. May 25 £12.00 12.01

Murray, Johnstone (Inv. Adviser)
163, Hope St., Glasgow, C2. 041-221 5521
Hope St. May 31 $46.30; Murray Fd. May 31 $12.49; Pacific Fund May 31 $9.24

Nat. Westminster Jersey Fd. Mgrs. Ltd.
23/25 Broad St., St. Helier, Jersey. 0534 70041
High Income Fund 45.6 48.0 12.50; Equity Fund 64.4 67.8 2.77; International Bond* $3.4 55.0 9.82
*Sub. day every Thurs.

Negit S.A.
10a Boulevard Royal, Luxembourg
NAV June 7 $9.34 -0.07

N.E.L. International Ltd.
P.O. Box 119, St. Peter Port, Guernsey, C.I.
Sterling Deposit 61.3 65.1; Sterling Fixed Interest 61.3 64.5; Sterling Managed 59.8 63.1; Intl. Fixed Interest 71.8 78.4; Intnl. Managed 61.4 66.7

Northgate Unit Tst. Mngrs. (Jersey)
P.O. Box 82, St. Helier, Jersey. 0534 73741.
Pacific Fd. June 3 $9.78 10.41

Pacific Basin Fund
10a Boulevard Royal, Luxembourg.
NAV $11.52 -0.16
Inv. Adv.: M. & G. Inv. Mngt., Ltd., London.

Phoenix International
PO Box 77, St. Peter Port, Guern. 0481 26741
Inter-Dollar Fund $3.69 3.86; Far East Fund $2.57 2.78; Intl. Currency Fund $1.30 1.38; Dollar Fxd. Int. Fund $2.92 3.08; Strr. Exempt Gilt Fd. £1.60 1.81

Providence Capitol International Ltd.
PO Box 121, St Peter Port, Guernsey 0481 26726/9
UK Stockmarket; Intl. Stockmarket; World Technology; N. Am. Stockmarket; Far East; UK Fixed Interest; Intl. Fixed Int.; Intl. Currency; UK Money Market; Intl. Money Market; Stlg. Mangd. Fd.; Dollar Mangd. Fd.
Status Target Rate $12.5/£11.5.
Prices on June 2. Next dealing June 9.

Quest Fund Man. (Jersey) Ltd.
P.O. Box 194, St. Helier, Jersey. 0534 27441.
Quest Stlg. Fxd. Int. £0.732 0.775; Quest Intl. Secs. $0.869 0.926; Quest Intl. Bd. $0.819 0.867
Prices on June 2. Next dealing June 9.

Reliter/Heinold Commodities
31-45, Gresham Street, EC2V 7LH. 01-600 4177
Resc. Fd. Int. June 1 $1,567.48 *15.06
Next dealing date July 1. *Interim

RBC Investment Managers Limited
PO Box 246, St. Peter Port, Guernsey. 0481-23021.
Intl. Income Fd. $9.81 9.39; Intl. Capital Fd. $9.81 10.63; North America Fd. $4.23 4.69

Ramineo Managers Ltd.
P.O. Bx. 1549, Hmltn, Bermuda. (809-29) 2-7977
RAMINCO May 4 $8.86 9.13

Richmond Life Ass. Ltd.
4 Hill Street, Douglas, I.O.M. 0624 23914
Silver Tst. 133.7 140.7 -0.6; Do. Diamond Bd. 69.9 75.1; Sterling Deposit Bd. 149.0 156.95 12.31; Atlas Stk. & Com. Fd. 69.2 72.8; UK Gilt Fund 130.7 137.5 -0.5; Sapphire Trust 156.5 165.2; Petroman Oil Trust 123.0 130.7 11.48; Managed Fund 132.8 139.8; Cole Trust 39.7 42.6; Gold Bond 189.0 198.8 -2.4

Rothschild Asset Management (C.I.)
P.O. Box 58, St. Julians Ct., Guernsey. 0481 26331
O.C. America Fd.† $2.15 2.29 -0.11 0.87; O.C. Sm. Co.*** 138.0 146.8 1.98; O.C. Commodity* 74.3 78.8 5.77; O.C. Dir.Comdty.*† $28.81 30.64 -2.87 3.15; O.C. Hong Ko. Fd.†† HK$39.08 41.57
**O.C. International Reserves Limited: Bel.Francs (Fin.) 758.95; Canadian $ 22.19; D-Mark 47.69; Dutch Guilder 47.09; French Francs 132.01; Italian Lira 29,766; Singapore $ 39.050; £ Sterling 12.783; Swiss Francs 44.310; U.S.$ 26.120
*Prices on June 7. Next dealing June 21. **Prices on April 30. Next dealing May 14. ***Daily dealings. ****April 15. ††Dealings every week.

Save & Prosper International
Dealing to: P.O. Box 73, St. Helier, Jersey 0534 73933
Fixed Interest Funds: Deutschmark Bd.**† DM9.50 10.06 5.47; Dlr. Fxd. Int.**† $7.37 7.83 10.22; St. Fixed** 102.1 108.0 12.66; Yen Bond**† Y1,203 1,268 3.94
Equity Funds: UK Growth Fund 102.8 111.2 1.83; Intercnti. Gr.**† $9.08 9.82 -0.51 2.57; Far Eastern**† $15.96 17.26; North American**† $5.70 6.17 -0.13; Sepro**† $15.91 17.21 -0.45
Commodity Funds: Commodity**** 97.2 102.5; Gold Fund**** $8.85 9.62 8.32
Multicurrency Reserve Funds: U.S.$ 1.00; D Marks 10.00; £ Sterling 1.00; Yen 1,000 — 12.67; 7.32; 12.03; 5.54
Deposit Fund: St. Deposit**** 156.5 156.6 0.16
*June 3. **May 26. ***June 4. ****June 1 (Weekly dealings.) Daily dealings.

Schroder Mngt. Services (Jersey) Ltd.
P.O. Box 195, St. Helier, Jersey. 0534 27561
Sterling Money Fd. £12.4220 12.4281
Next subscription day June 9.

J. Henry Schroder Wagg & Co. Ltd.
120, Cheapside, EC2. 01-588 4000.
Am. In. Tst. May 26 $17.35 2.30; Asian Fd. June 7 $26.09 27.25 -0.20 2.57; Cheapside June 2 $12.99 3.08; Darling Fd. June 7 A$2.68 2.86 -0.01 6.33; Japan Fd. June 3 $9.47 10.17 0.69; Trafalgar Fd. May 28 $207.65 -6.06

Schroder Unit Trust Mgrs. Int. Ltd.
Box 273 St. Peter Port, Guernsey. 0481 23750
Mngd. Currcy. 503.6 528.8 7.54; £ Fixed Interest 536.5 563.3 8.73; £ Equity 108.9 114.5 3.42; $ Fixed Interest 106.2 112.5 8.75; $ Equity 78.1 82.7 1.17
Schroder Life Assurance Int. Ltd.: Mngd. Currcy Life Fd. 497.1 528.9 7.54; £ Fixed Int Life Fd. 546.9 521.0 8.52; £ Equity Life Fd. 107.7 114.6 3.42; $ Fixed Int Life Fd. 105.8 112.5 8.75; $ Equity Life Fd. 77.8 82.7 1.17
Prices on June 2. Next dealing June 9.

Scrimgeour Kemp-Gee Mngmt., Jersey
1, Charing Cross St. Helier, Jersey. 0534 73741.
SKG Capital Fund 173.0 178.3; SKG Income Fund 48.1 49.8 9.64; Gilt Bond 125.3 131.9

Sentry Assurance International Ltd.
P.O. Box 1776, Hamilton 5, Bermuda.
Managed Fund $4.0537 4.4591

Signal Life Assurance Co. Ltd.
Ocean Heights, Queensway, Gibraltar. Telex 2332.
Growth Strategies Fd. £2.77 2.77

Singer & Friedlander Ldn. Agents.
20, Cannon St., EC4. 01-248 9646
Dekafonds DM21.48 22.61 6.24; Tokyo Tst. June 1 $41.75 2.03

Strategic Metal Trust Mngrs. Ltd.
3 Hill Street, Douglas, IOM 0624 23914
Strategic Metal Tr. $0.929 0.953

Stronghold Management Limited
P.O. Box 315, St. Helier, Jersey. 0534-71460
Commodity Trust 127.79 134.52

Surinvest (Jersey) Ltd.
4, Hill St., Douglas, Isle of Man 0624 23914
Copper Trust £10.63 11.19 +1.0

TSB Trust Funds (C.I.)
10 Wharf St., St. Helier, Jersey (CI). 0534 73494
TSB Gilt Fund Ltd. 91.0 94.0 13.40; TSB Gilt Fd. (Jsy.) Ltd. 91.0 94.0 13.40; TSB Jersey Fund 58.9 62.0 5.45; TSB Guernsey Fund 58.9 62.0 5.45
Prices on June 2. Next sub. day June 9.

Tokyo Pacific Holdings N.V.
Intimis Management Co. N.V., Curacao.
NAV per share June 1 $79.08.

Tokyo Pacific Hldgs. (Seaboard) N.V.
Intimis Management Co. N.V., Curacao.
NAV per share June 1. $57.71.

Tyndall Group
2 New St., St. Helier, Jersey. 0534 37331/3
TOFSL June 3 £11.65 12.45 1.59; (Accum. shares) £20.40 21.75; American June 3 143.2 152.0xd 2.63; (Accum. shares) 161.6 172.4; Far Eastern June 3 140.8 150.0xd 1.00; (Accum. shares) 150.6 160.5; Jersey Fd. June 2 125.8 132.4xd 8.45; (Non-J. Acc. Uts.) 253.8 271.8; Gilt Fd. June 2 100.2 102.2xd 11.65; (Accum. Shares) 209.0 212.8
Victory House, Douglas, Isle of Man. 0624 24111
High Inc. Gilt June 3 98.8 101.6 14.27; (Accum Shares) 139.4 142.4; Managed May 20 145.2; Equity May 20 197.6 208.1; Fixed Interest May 20 169.0 179.0; Property May 20 185.2 195.3; Managed Intl. May 20 $3.975 4.185; Equity Intl. May 20 $4.350 4.580; Fixed Int. May 20 $4.745 5.000; Comdty. Intl. May 20 $5.130 5.400; Pacific Intl. May 20 $1.240 1.310

W. G. Tyrrell & Co. (Jersey) Ltd.
P.O. Box 426, St. Helier, Jersey, C.I.
Ortac $10.00

Unico Invest. Fd. Mngt. Co. S.A. Lux.
London & Continental Bankers Ltd.
2, Throgmorton Ave., London. 01-638 6111
Unico Invest. Fund DM57.29 59.0 -0.5

Union-Investment-Gesellschaft mbH
Postfach 16767, D 6000 Frankfurt 16.
Unifonds DM24.95 15.79 -0.2; Unirak DM47.62 49.49 -0.15; Unirenta DM35.25 37.00

V.C.A. Financial Management Ltd.
42, Essex Street, London, WC2. 01-353 6845
ParAmer. O's Fd. $4.91
For Van Cutsem & Assoc. see V.C.A. Financial.

Vanbrugh Fund Mngmt. Intl. Ltd.
28-34 Hill St, St Helier, Jersey. 0534 36281
Vanbrugh Currency Fd. 101.5 108.6xd 8.29

S. G. Warburg & Co. Ltd.
30, Gresham Street, EC2. 01-600 4555
Energy Intl. June 4 $30.25 -0.37; Mercurbd. May 26 $13.34 13.49 5.97; Merc. Mny. June 7 $15.85 15.87 +0.06; Select Rt. May 18 $12.19 12.63

Warburg Invest. Mngt. Jrsy. Ltd.
7 Library Place, St. Helier, Jsy. CI 0534 37217
Merc. Com. June 1 £14.92 15.31 3.66; Merc. Fr. Tst. June 2 £12.45 13.19 1.94; Metals Tst. June 3 £10.19 10.41; SMI Ltd. June 3 £10.97 11.28 3.20; Merc Iran June 4 £13.04 13.32 -0.14 3.14

Wardley Investment Services Ltd.,
4th Floor, Hutchison House, Hong Kong
Wardley Trust HK$26.09 25.80 4.77; Wardley Nikko As. Fd. $39.90 41.49 2.65; Wardley Bond Trust $9.92 10.10 8.71; Wardley Japan Trust $15.40 15.95 2.13

World Wide Growth Management
10a, Boulevard Royal, Luxembourg
Worldwide Gth Fd $11.57 -0.05
Inv. Adv.: M. & G. Inv. Mngt., Ltd, London.

Wren Commodity Management Ltd.
10, St. George's St., Douglas IoM 0624 25015
Wren Com. Fund 38.0 40.6 6.40; Chinese Fund 74.2 77.5 5.30; Precious Metal Fund 176.5 185.2 8.30; Vanguard Cmdy. Fd. 43.2 44.9 2.30; Financial Futures Fd. 100.6 102.8; Wren Intl. Fnd.* $0.856 0.933 -0.040

NOTES
Prices are in pence unless otherwise indicated and those designated $ with no prefix refer to U.S. dollars. Yields % (shown in last column) allow for all buying expenses. a Offered prices include all expenses. b Today's prices. c Yield based on offer price. d Estimated. g Today's opening price. h Distribution free of UK taxes. p Periodic premium insurance plans. s Single premium insurance. x Offered price includes all expenses except agent's commission. y Offered price includes all expenses if bought through managers. Z Previous day's price. ¶ Guernsey gross. ‡ Suspended. ♦ Yield before Jersey tax. † Ex-subdivision. ‡‡ Only available to charitable bodies.

SIMPLICITY

That's BTR

FT SHARE INFORMATION SERVICE

BRITISH FUNDS

1982 High	Low	Stock	Price £	+ or -	Yield Int.	Red.
"Shorts" (Lives up to Five Years)						
99 11/32	96⅛	Treasury 8¼pc '82	99 11/32xd	.....	8.29	14.07
98¼	95⅝	Exch. 9¼pc 1982	98¼	.....	9.37	13.33
98⅞	94⅜	Exch. 8¾pc 1983	98⅞xd	.....	8.89	11.76
95	91	Exch. 3pc 1983	95	.....	3.16	10.46
99½	95⅛	Treasury 12pc 1983‡‡	99½	.....	12.06	12.56
98	92⅞	Treasury 9¼pc '83	98	.....	9.44	11.21
102	96⅞	Exch. 13¼pc '83	102	.....	13.24	11.90
98⅛	91⅞	Exch. 10pc 1983	98⅛xd	.....	10.19	11.38
93½	87⅞	Funding 5½pc '82-84‡‡	93½	.....	5.88	9.95
98⅞	91⅞	Exch. 11¼pc 1984	98⅞	.....	11.44	12.28
102⅞	96¼	Exchequer 14pc 1984	102⅞	.....	13.68	12.57
89½	81⅛	Exch. 3pc 1984	89½xd	.....	3.35	8.76
98½	91½	Treasury 12pc 1984	98½	.....	12.18	12.70
104½	96¼	Treasury 15pc 1985	104½	+⅛	14.35	12.93
98⅜	89½	Exch. 12pc Cnv. '85	98⅜	.....	12.20	12.67
82¼	73½	Treasury 3pc 1985	82¼	.....	3.63	9.88
96⅝	87½	Treasury 11½pc 1985	96⅝	.....	11.98	12.85
98⅜	88⅝	Exch. 12¼pc 1985	98⅜	.....	12.45	12.82
96¼	86⅛	Exch. 11¾pc '86	96¼	.....	12.21	13.02
79	69	Treasury 3pc 1986	79	.....	3.80	9.58
97¼	86¾	Treasury 12pc '86	97¼xd	.....	12.34	12.90
90¼	80⅜	Treasury 8¾pc '84-86‡‡	90¼xd	.....	9.42	11.57
—	—	Treas. 12¾pc '86(£30pd)‡	£97⅛	.....	12.53	12.98
102⅛	91⅞	Exch. 14pc 1986	102⅛	+⅛	13.63	13.13
103⅞	90	Exch. 13¾pc 1987	103⅞	+¼	13.28	13.12
100⅜	84⅞	Do. A	100⅜	+¼	13.20	13.11
82½	73⅞	Funding 6½pc '85-87‡‡	81¾	.....	7.95	11.47
Five to Fifteen Years						
73¼	64½	Treasury 3pc 1987	72¼xd	+⅛	4.13	9.97
98¼	85⅞	Treas. 12pc 1987	96⅛	+⅛	12.64	13.31
84¼	72½	Treasury 7¾pc '85-88‡‡	84¼	+¼	9.46	12.27
67¾	60⅛	Transport 3pc '78-88	67¾xd	+¼	4.62	13.71
94	79⅞	Treasury 11¾pc 1989	94	+⅛	12.68	13.65
67⅛	62½	Treasury 5pc '86-89	67⅛	+¼	7.46	11.89
101½	85⅞	Treasury 13pc 1990‡‡	101½	+¼	13.49	13.77
96⅛	85⅝	Exch. 12½pc 1990	96⅛	+¼	13.34	13.82
80¼	70⅜	Treasury 8¼pc '87-90‡‡	79½xd	+⅛	10.36	12.32
93½	77⅞	Treasury 11¾pc 1991	83⅞xd	+¼	13.07	13.80
67⅞	59⅜	Funding 5¾pc '87-91‡‡	67⅞	+¼	8.62	11.94
89⅛	76⅞	Exch. 11pc 1991	86⅞	.....	12.86	13.77
99½	81⅞	Treasury 12¾pc '92‡‡	99½	+⅜	13.46	13.74
84½	70	Treasury 10pc 1992	84½	+⅜	12.26	13.44
95¼	80⅞	Exch. 12¼pc '92	95¼	+⅜	13.35	13.76
101¼	83⅝	Exchequer 13½pc '92	92¼xd	.....	13.72	13.77
97¼	80⅞	Treasury 12½pc '93‡‡	92¼xd	-5	13.35	13.65
64¼	56¼	Funding 6pc 1993‡‡	64¼	+½	9.55	12.12
104	88	Treasury 13¾pc 1993‡‡	100¼	+⅜	13.73	13.71
108	91⅝	Treasury 14½pc '94‡‡	108	+⅜	13.93	13.77
101½	84⅞	Exchequer 13½pc 1994	99¾	+⅝	13.75	13.80
96½	80⅜	Exch. 12½pc 1994	96½	+⅜	13.46	13.71
78⅜	64⅞	Treasury 9pc '94‡‡	76½	+¼	11.85	12.93
94¼	76½	Treasury 12pc '95	94¼	+⅜	13.36	13.70
47⅜	42⅝	Gas 3pc '90/95	46⅝	+¼	6.53	10.90
84⅝	68½	Exch. 10¼pc 1995	84⅝	+⅜	12.69	13.40
99⅜	83¾	Treasury 12¾pc '95‡‡	96⅛	+½	13.39	13.51
106⅝	86¾	Treas. 14pc '96	106⅝	+½	13.81	13.74
76⅛	66⅝	Treasury 9pc '92/96‡‡	76⅛	+¼	12.66	12.99
114⅞	96	Treasury 15¼pc '96‡‡	110¾	+⅜	13.96	13.73
102⅞	86	Exchequer 13¼pc '96‡‡	99⅜	+⅜	13.45	13.48
47	43⅜	Redemption 3pc 1986-96	47	+¼	6.46	10.19
103½	83½	Treasury 13¼pc '97‡‡	103½	+½	13.45	13.47
85⅝	69⅝	Exchequer 10½pc 1997	85⅝	+½	12.72	13.21
Over Fifteen Years						
75	64	Treasury 8¾pc 1997‡‡	75	+¼	12.05	12.88
110⅞	94¼	Exch. 15pc 1997	109¼	+½	13.89	13.72
64	54½	Treasury 6¾pc '95-98‡‡	62⅝	+½	10.98	12.34
114¼	99½	Treas. 15½pc '98‡‡	114¼	+⅜	13.87	13.65
94⅜	78⅜	Exch. 12pc 1998	92	+½	13.13	13.29
80⅝	66	Treasury 9½pc 1999‡‡	80⅝	+½	12.36	12.90
95⅜	81¼	Exch. 12¼pc 1999	95⅜	+½	13.19	13.30
85⅜	71⅜	Treasury 10½pc 1999	83⅝	+½	12.68	13.04
102⅞	82¼	Treas. 13pc 2000	97⅞xd	+¼	13.18	13.21
107	89	Treas. 14pc '98-01	104¼	+½	13.51	13.44
96¼	76½	Exch. 12pc '99-02	96¼	+½	13.08	13.18
107⅞	85⅝	Treas. 13¾pc 2000-03	107⅞	+⅜	13.36	13.35
92¼	78¼	Treasury 11½pc '01-04	92¼	+½	12.82	12.91
38	33⅜	Funding 3½pc '99-04	36½xd	.....	9.50	11.36
99⅜	81⅝	Treasury 12½pc '03-05	97⅛xd	+⅜	12.95	12.97
68¼	59⅜	Treasury 8pc '02-06‡‡	63¼	+½	11.97	12.31
95⅝	75⅝	Treasury 11¾pc '03-07	95⅝	+½	12.83	12.87
106	90	Treas. 13½pc '04-08	106	+½	13.07	13.03
50¼	44¼	Treasury 5½pc '08-12‡‡	50¼	+½	11.25	11.64
67⅛	55⅞	Treasury 7¾pc '12-15‡‡	67⅛	+½	12.05	12.19
98	81¼	Exch. 12pc '13-'17	95¼xd	+½	12.52	12.52
Undated						
33	27⅞	Consols 4pc	33	+⅛	12.66	—
30¼	26⅜	War Loan 3½pc‡‡	28⅞	.....	12.15	—
34¼	31¼	Conv. 3½pc '61 Aft.	34	+⅛	10.58	—
23⅞	21	Treasury 3pc 66 Aft.	23⅞	+⅛	12.85	—
20⅛	17¼	Consols 2½pc	20⅛xd	+⅛	12.31	—
20⅛	17⅝	Treasury 2½pc	20⅛	+⅛	12.72	—
Index-Linked & Variable Rate						
100⅛	99⅞	Treas. Variable '83	100	.....	12.72	12.66
97⅛	95	Do. 2pc I.L. '88	97⅛	.....	2.06	2.70
106	93	Do. 2pc I.L. '96	99⅞	+⅛	2.32	2.98
101½	86⅜	Do. 2pc I.L. '06	94¼	+⅛	2.38	2.85
104	90	Do. 2½pc I.L. 2011	95¾	.....	2.65	2.85

INT. BANK AND O'SEAS GOVT. STERLING ISSUES

High	Low	Stock	Price	+ or -	Int.	Red.
100	92¾	Finland 14½pc Ln 1986	100	.....	14.58	14.46
99	93½	Int. Bank 5pc '77/82	98½	-½	5.07	12.96
99½	90¼	Do. 13¼pc Ln 1986	99½xd	+¼	13.57	13.64
30⅛	27½	Do. 14pc Ln '87 (£30pd)	30⅛	.....	13.96	13.91
101⅛	94⅞	Mex 16½pc 2008	97½	+¼	17.73	18.38
98¾	90¾	Sweden 13½pc 1986	98¾xd	.....	13.67	13.89

CORPORATION LOANS

High	Low	Stock	Price	+ or -	Int.	Red.
93½	85	Bath 13¼pc 1985	93½	+¼	12.03	13.67
97½	89¼	Birm'ham 12½pc 1985	97½	+¾	12.82	13.58
99¼	87	Burnley 13pc 1987	97xd	+1¼	13.40	13.84
90¼	81¾	Cardiff 11pc 1986	90¼	.....	12.05	13.79
100	94¾	G.L.C. 12½pc '83	98⅛	-⅜	12.61	13.33
100	94⅝	Do. 13¼pc 1984	100	.....	13.25	13.22
100	94¾	Glasgow 9¼pc '80-82	100	+¼	9.25	9.28
78¼	67½	Herts 6¼pc 1985-87	78¼xd	+¼	8.89	13.35
98	85	Leeds 13¼pc 2006	97½xd	+1¼	14.25	14.26
94	87½	Liverpool 9¼pc '80-84	94	+¼	10.37	13.34
26	21½	D. 3½pc Irred.	25xd	.....	15.34	—
100½	95½	Lon. Corp. 13½pc '83	100	-½	13.25	13.19
90	82¼	Do. 9¼pc '84-85	90	+¼	10.28	13.02
87½	78¼	LCC 5½pc '82-84	87½	+2	6.29	12.41
73¼	64¼	Do. 5½pc '85-87	73¼	+1¼	7.50	12.90
68½	56	Do. 6¼pc '88-90	68½	+¾	10.26	13.94
22½	19½	Do. 3pc '20 Aft.	21¼	-1¼	14.40	—
97½	90¼	Sunderland 12¼pc 1984	97¼	-¼	12.60	13.53

COMMONWEALTH AND AFRICAN LOANS

High	Low	Stock	Price	+ or -	Int.	Red.
92	85¼	Aust. 6pc 1981-83	91⅝	.....	6.56	12.44
67	57	N.Z. 7¼pc 1988-92	64¼xd	-¼	11.13	13.74
86	74⅝	Do. 7½pc '83-86	83¾xd	-¼	8.94	12.73
161	136	S. Rhod. 2½pc Non-Ass.	159	.....	—	—
66	58	Do. 3½pc 80-85 Asstd.	66	.....	5.30	17.80
41	32	Do. 4½pc 87-92 Asstd.	40xd	.....	11.31	17.60
372	318	Zimbabwe Ann (£100pa)	362	.....	20.80	20.28

LOANS

Public Board and Ind.

High	Low	Stock	Price	+ or -	Int.	Red.
66	57¾	Agric. Mt. 5pc '59-89	62½	.....	7.96	13.27
29½	24¾	Met. Wtr. 3pc 'B'	29½	.....	10.46	12.98
114	103	U.S.M.C. 9pc 1982	106xd	-6	8.49	—
101½	94	Do. without Warnts.	98½xd	-3	9.13	—

LOANS—Continued

1982 High	Low	Stock	Price £	+ or -	Yield Int.	Red.
Financial						
100½	95½	FFI 14pc '83	100½	.....	13.93	13.62
98½	94	FFI(UK Fn)5½pcDb. '80-2	98½xd	.....	5.58	13.70
86	80	Do. 6¾pcDb. '81-84	86	+½	7.26	13.41
94½	82½	Do. 10¼pc Uns.Ln. '86	98xd	.....	11.66	14.10
92	78	Do. 11pc Uns.Ln. '88	87xd	.....	12.64	13.80
93	78	Do. 11¾pc Uns.Ln. '90	87xd	.....	13.50	14.60
93½	82	Do. 12¼pc Un. Ln. 1992	93½xd	+¼	13.36	13.70
65	54	Do. 7¼pcADeb. '89-92	62xd	.....	11.69	14.34
61½	53	Do. 7½pcADeb. '91-94	61xd	-½	11.88	14.60
72	62	Do. 9pc 'A' '91-94	72xd	+½	12.89	14.27
69	57¼	Do. 8¾pcLn. '92-97	69	+½	13.41	14.50
Building Societies						
100½	98⅛	Nat'wide 14¾pc 11.8.82	100	.....	14.75	14.37
100½	98¾	Do. 13¾pc 25.8.82	100⅛	.....		13.81
101	99	Do. 15⅜pc 29.9.82	100¼	.....	15.34	14.86
101⅞	99⅞	Do. 16¼pc 27.10.82	100⅞xd	.....	16.13	13.84
101	99½	Do. 15¾pc 24.11.82	100½xd	.....	15.38	13.95
101⅞	99¼	Do. 15¼pc 13.12.82	101xd	.....	15.10	13.13
101⅞	99¼	Do. 16¼pc 17.1.83	101⅞	.....	16.03	13.89
101½	100	Do. 15⅝pc 7.2.83	101	.....	15.47	14.03
100⅞	99⅞	Do. 14¼pc 14.3.83	100	.....	14.25	14.25
100⅞	99⅞	Do. 14¼pc 4.4.83	100	.....	14.25	14.25

FOREIGN BONDS & RAILS

1982 High	Low	Stock	Price £	+ or -	Div. % Gross	Red. Yield
89	65	Antofagasta Rly.	86	-3	‡10	†12.65
67	55	Do. 5pc Pref.	63	.....	‡5	†8.16
98	98	Chilean Mixed	98	.....	3	†3.10
16	13	Chinese 4½pc 1898	13	.....	—	—
13	11	Do. 5pc 1912	11½	.....	—	—
12	8	Do. 5pc 1913	8	.....	—	—
10½	8	Do. 5pc '25 Boxer	9	.....	—	—
44	42	Greek 7pc Ass.	43	.....	3½	8.14
42	40	Do. 6pc 28 Stb. Ass.	41	.....	3	7.51
38	35	Do 4pc Mixed Ass.	38	.....	2	5.40
35	30	Hung. '24 Ass.	33xd	.....	2½	8.37
102¼	87½	Hydro Quebec 15pc Ln 2011	98½xd	.....	15	15.28
67	58	Iceland 6½pc '83-88	67	.....	6½	15.43
94¼	80	Do. 14¼pc Ln. 2016	93¼	.....	14½	16.36
98½	87¼	Ireland 7½pc '81-83	98½	.....	7½	12.08
75½	62½	Do. 9¾pc '91-96	75½	.....	9¾	14.23
250	235	Japan 4pc '10 Ass	245	.....	—	—
77	67	Do. 6pc '83-88	68	.....	6	14.01
161	161	Peru Ass. 2007	161	.....	5.22	17.52
93¼	79½	Pet. Mx 14½pc '06	82xd	+1	14½	18.33
$79	$75	Turin 9pc 1991	$75	.....	9	†12.80
DM90	DM87	Turin 6½pc 1984	DM87	.....	6½	11.60

AMERICANS

1982 High	Low	Stock	Price £	+ or -	Div. Gross	C'vr	Y'ld Gr's
17½	13½	Abbott Labs.‖	16¼	-¼	84c	—	2.9
14⅞	11¼	Alcoa 1$	13	.....	$1.80	—	7.7
25⅛	12	Amax $1	12xd	.....	60c	—	2.8
15⅞	10⅛	Amdahl	11½	.....	40c	—	1.9
28⅝	21⅛	Amer. Express $0.60	23½	-¼	$2.20	—	5.2
13⅝	10¼	Amer. Medical Intl. $1	10⅝	-⅛	52c	—	2.7
22⅞	17	Amer. Nat. Res. $1	17⅞	-⅛	$3.00	—	9.5
32⅛	28	American T. & T. Co.	28⅝	-⅛	$5.40	—	9.9
10¼	911p	Bank America Corpn.	915p	+4	$1.52	—	9.2
19⅞	15⅝	Bankers N.Y. $10	15¾xd	-¼	$2.05	—	7.2
31	27½	Bendix Corp. $5	28⅛	.....	$3.32	—	6.5
13⅛	971p	Beth Steel $8	971p	-9	$1.60	—	9.1
19	15	Brown'g Fer. c16⅔	16⅞	-⅛	$1.00	—	3.3
10¼	828p	Brunswick Corpn.‖	10⅛	.....	$1.00	—	5.4
21⅛	17⅞	C.P.C. $½	19¼	-¼	$2.10	—	6.0
32	20⅝	Caterpillar‖	20⅝	-⅝	$2.70	—	7.2
304	22½	Chase M'htn $12.5	22½	-1	$3.40	—	8.4
20⅞	15	Chesebrough $1	18½xd	-¼	$1.72	—	5.1
27⅝	177p	Chrysler $6¼	342p	+8	—	—	—
16⅝	12⅝	Citicorp $4	14xd	-⅛	$1.72	—	6.8
14⅞	11¼	City Inv. $1.25	12½	-⅜	$1.70	—	7.6
21⅛	17⅞	Do. Cnt. Prf. B $1	20	.....	$2.00	—	5.6
10¼	943p	Colgate-P. $1	943p	-31	$1.20	—	7.0
29⅞	12⅛	Colt Inds. $1	12½	-⅞	$1.80	—	8.0
20½	14⅛	Cons. Foods $1⅓	18⅛	+½	$2.12	—	6.5
19½	14⅝	Cont. Illinois $10	14⅝	-⅛	$2.00	—	7.6
15	10⅝	Crown Zell. $5	11½xd	+½	$2.30	—	11.5
515p	335p	Damson Oil US$0.4	405p	-35	—	—	—
16½	13⅛	Dana Corp. $1	15⅛xd	-¼	$1.60	—	5.9
17½	15	Eaton Crp. $0.50	16¼	-⅛	$1.72	—	5.9
28⅛	23⅝	Esmark $1	25⅞xd	+⅛	$1.84	—	4.0
16½	14½	Exxon‖	15⅛xd	-⅛	$3.00	—	10.8
886p	572p	Fin. Corp. America	734p	+4	68c	—	5.1
10⅞	650p	First Chicago $5	845xd	-59	$1.20	—	7.9
15⅞	948p	Fluor Corp. $⅝	964xd	+4	80c	—	4.6
13½	800p	Ford Motor $2	12⅛	-⅛	—	—	—
17½	14⅝	GATX $⅝	14⅝	-⅛	$2.40	—	9.4
37⅜	29½	Gen. Elect. $2½	33¾xd	+⅜	$3.20	—	5.5
20⅞	16⅛	Gillette $1	17⅝	-⅛	$2.10	—	6.6
18⅛	15⅜	Gulf Oil‖	18⅛	-⅛	$2.80	—	8.6
42¼	33⅜	Honeywell $1.50	36⅞xd	-⅜	$3.40	—	5.1
20⅞	12⅞	Hutton (E. F.) $1	13⅞	-⅛	80c	—	3.2
37⅝	29⅝	I.B.M. Corp. $1.25	33⅝	-⅛	$3.44	—	5.7
30	24⅞	Ingersoll-R $2	24⅞	.....	$3.56	—	7.9
769p	640p	I. U. International‖	678p	+3	$1.10	—	9.0
16⅛	13	Int. Tel. & Tel. $1	13	.....	$2.68	—	11.4
925p	670p	Kaiser Al. $⅓	699p	-3	60c	—	4.8
441p	115p	Lionel Corp. $0.10	120pxd	.....	20c	—	9.3
14⅞	10¼	Lone Star Inds.	11¼xd	+⅛	$1.90	—	9.5
17⅞	13⅛	Louisiana Land $0.15	14⅝	-½	$1.80	—	6.2
880p	635p	Lowes US$0.50	778p	.....	48c	—	3.5
18⅞	15⅜	Manf. Han. US$7.50	15⅜xd	-⅜	$2.92	—	10.5
18½	13⅛	Merrill Lynch $1	14⅛	-⅜	$1.28	—	5.0
32⅞	26⅜	Morgan (JP) US$2.5	27⅝xd	-½	$3.40	—	6.8
12½	978p	Norton Simon Inc. $1	10xd	-⅛	$1.08	—	6.0
24¼	17⅛	Quaker Oats US$5	22¼	.....	$1.80	—	4.5
20⅛	15	Rep. N.Y. Corp. $5	15⅞xd	.....	‡$1.40	—	4.9
858p	528p	Rexnord $5	545pxd	+16	$1.08	—	11.0
18½	14	Rockwell Intl. $1	16¼	.....	$1.56	—	5.4
454p	319p	Saul (B. F.) $1	405p	-5	20c	—	2.8
23½	15	Shell Oil $1	20⅝	-⅝	$1.80	—	4.8
536p	413p	Simplicity Patt	454p	-5	56c	—	6.8
18⅝	12⅞	Sperry Corp. $0.50	12¾	-⅛	$1.92	—	8.3
24	16⅛	Sun Co. Inc.	20¼	-⅛	$2.30	—	6.3
29	25⅛	TRW Inc. $1¼	26⅝	+⅛	$2.60	—	5.4
17⅞	13½	Tenneco $5	14⅛	-⅜	$2.60	—	10.2
120	89	Do. 10% Ln. Stk. 91-95	98	.....	10%	—	10.6
13	880p	Tesoro Pt. US$0.16⅔	10½	.....	40c	—	2.1
17⅞	16	Texaco $6.25	16½	.....	$3.00	—	10.0
21⅛	16	Time Inc. $1	16½xd	+⅛	$1.00	—	3.5
12⅛	10½	Transamerica $1	10⅞	+⅛	$1.40	—	7.1
27¼	23¼	Union Carbide $1	24⅛	.....	$3.40	—	7.8
22⅝	17⅞	Utd. Tech. $US5	20	-⅛	$2.40	—	6.7
15¼	11⅞	U.S. Steel $1	11⅞	-⅛	$2.00	—	9.3
11½	825p	Woolworths $3½	10⅛	-⅛	$1.80	—	9.9
11¼	894p	Zapata Corp. 25c	894p	-31	72c	—	4.5

CANADIANS

High	Low	Stock	Price	+ or -	Div. Gross	C'vr	Y'ld Gr's
12⅛	861p	Bk. Montreal $2	896p	-7	$1.96	—	10.1
13⅝	902p	Bk. Nova Scot. $1	948p	-24	$1.84	—	9.0
907p	770p	Bell Canada $8⅓	862p	-13	$1.96	—	10.5
860p	478p	Bow Valley‖	656p	-2	15c	—	1.1
15¼	699p	Brascan‖	734p	-7	$1.80	—	11.3
12⅞	879p	Can.Imp.Bk. $2	879p	-24	$2.08	—	10.9
18⅞	11⅝	Can.Pacific $5	11⅝	-⅛	$1.90	—	7.7
30⅝	26⅛	Do. 4pc Deb. £100	28xd	.....	4%	—	14.3
826p	600p	Can. P. Ent.‖	634p	-7	$1.12	—	8.1
822p	495p	Gulf Can.‖	617p	-46	44c	—	3.3
708p	365p	Hawker Sid. Can.‖	367p	-6	96c	—	12.1
13⅛	11⅞	Hollinger $5	11⅞	-⅛	‡$2.20	—	8.9
10⅝	812p	Hudson's Bay ‖	812p	-35	$1.20	—	6.8
11⅛	970p	Imperial Oil‖	10⅛	-⅛	$1.40	—	6.3
762p	506p	Inco‖	506p	-18	$US20c	—	1.9
900p	625p	Int. Nat. Gas $1	720p	.....	$1.10	—	7.0
151p	88p	Massey Ferg.‖	113p	-1	B—	—	—
18	13½	Rio Algom	13½	-⅜	$1.50	—	5.1
11⅞	889p	Royal Bk. Can. $1	901p	-18	$2.00	—	10.2
38½	26½	Seagram Co. C$1	28⅛	-¼	US$1.00	—	3.4
14⅛	10⅞	Tor. Dom. Bk. $1	11	.....	$2.00	—	8.4
11½	812p	Trans Can. Pipe	812p	-24	$1.16	—	6.6

BANKS AND HIRE PURCHASE

1982 High	Low	Stock	Price	+ or -	Div. Net	C'vr	Y'ld Gr's	P/E
282	210	ANZ $A1	223	-5	Q28c	3.3	7.7	3.9
253	205	Alexanders D. £1	228	.....	18.5	—	11.6	—
£63½	£56½	Algemene Fl.100	£62	.....	Q26%	1.8	8.7	6.3
100	75	Allied Irish	85xd	-1	Q5.3%	ϕ	10.9	ϕ
*16⅛	10½	Ansbacher (H.) 5p	11	+½	t0.35	—	4.5	—
260	200	Bk. Ireland £1	225	.....	ϕQ28%	—	10.2	—
3½	2	Bk. Leumi $0.1	3	.....	hQ8%	—	0.7	—
*227	190	Bk.Leumi (UK) £1	190	.....	10.15	—	7.6	—
188	153	Bk. N.S.W. $A1	157	.....	Q24c	2.9	9.5	3.6
518	388	Bank Scotland £1	388	.....	21.0	4.5	7.7	3.1
510	432	Barclays £1	465	-5	†22.0	5.1	8.1	3.1
240	220	Brown Shipley £1	233	.....	6.5	—	4.0	—
343	275	Cater Allen £1	315xd	-8½	23.8	—	10.8	—

BANKS & H.P.—Cont.

1982 High	Low	Stock	Price	+ or -	Div. Net	C'vr	Y'ld Gr's	P/E
85	73	Charterhouse Gp.	77	-1	4.93	1.5	9.1	(9.8)
31	14	Clive Dis'nt 20p	25	.....	1.6	—	9.1	—
730	590	Com'zbk DM 10	677	+2	—	—	—	—
*969	770	C'hgn.Hbk.Kr100	900	.....	ϕ015%	—	11.4	—
12	4	Dawes (G. R.)	5	.....	—	—	—	—
£68½	£63¼	Deutsche Bank DM50	£63¾	-¼	Q31¼%	—	6.0	—
640	505	Dunbar Grp. £1	635	-5	†7.5	5.3	1.7	16.6
42	30½	First Nat. 10p	37	-½	—	—	—	2.8
4	2¼	Do. Wrts. 75-83	2½	.....	—	—	—	—
280	238	Gerrard Natnl.	275	-3	15.75	—	8.2	—
220	125	Gillett Bros. £1	162	.....	8.75	—	7.7	—
41	35	Goode D't Mry. 5p	36	+1	0.88	—	3.5	—
235	158	Grindlays	195	-3	4.13	2.9	3.0	14.0
95	58	Guinness Peat	73	.....	‡4.0	—	‡	—
163	120	Hambros 5p	135	+7	†4.5	—	4.8	—
166	147	Hill Samuel	164	+4	†7.0	—	6.1	—
117	96	Hong Shng. $2.50	112	.....	t048c	—	4.1	—
64	54	Jessel Toynbee	56	.....	5.0	—	12.8	—
240	230	Joseph (Leo) £1	230	.....	10.45	—	6.5	—
98	78	King & Shax 20p	94	.....	6.5	—	9.9	—
246	216	Kleinwort B.L.	218	.....	10.0	—	6.6	—
500	385	Lloyds £1	398	-2	21.38	5.4	7.7	2.8
78	49	Manson Fin. 20p	49	-1	2.57	1.8	7.5	10.9
228	205	Mercury Secs.	220	+2	7.0	—	4.5	—
360	304	Midland £1	338	+3	24.0	3.5	10.1	3.0
£73	£64	Do. 7½% 83-93	£67xd	+1¼	Q7½%	25.9	11.2	—
£81¼	£69	Do. 10¼% 93-98	£77¼	.....	Q10¼%	25.5	‡14.5	—
83	67	Minster Assets	78½xd	-½	4.5	ϕ	8.2	ϕ
170	140	Nat. Bk. Aust. $A1	148xd	-5½	Q22c	3.1	8.9	3.6
480	388	Nat. West. £1	443xd	+7½	25.2	5.3	8.1	2.5
£56½	£44	Ottoman Bank £20	£53	.....	Q40%	—	7.6	—
197	96	Royal Bk. of Scot.	180	-1	†5.4	5.5	7.7	2.9
450	410	Schroders £1	425	.....	13.5	—	4.5	—
235	205	Seccombe M/C £1	225	.....	‡18.0	—	11.4	—
£21½	£18⅛	Sec. Pacific Corp.	£19	.....	Q$2.40	—	7.0	—
*135	33	Smith St. Aub.	33	.....	4.5	—	—	—
472	400	Stand'd Chart £1	413	-2	h24.67	3.2	8.5	4.8
$34	$21	Trade Dev. $1.50	$29	.....	Q$1.40	—	4.8	—
460	400	Union Disc £1	450	.....	26.0	—	8.3	—
£14	£11½	Wells Fargo $5	£11½	-⅛	Q$1.92	—	8.8	—
£18	£13¾	Westland/Utr. Fl.50	£16	.....	—	—	—	—
185	122	Wintrust 20p	178	.....	†3.2	—	2.6	—
Hire Purchase, etc.								
28½	22½	Cattle's (Hdgs) 10p	26½	-½	1.0	1.8	5.4	12.2
£20¼	£14⅝	Cie B'cre Fr.100	£15½	.....	ϕQ15%	—	8.8	—
48	40	Lnd.Scot.Fin.10p	40	.....	2.33	2.4	8.3	6.3
22	15	Moorgate Merc. 10p	20	.....	†0.9	1.5	6.4	12.8
136	110	Prov. Financial	121	+1	7.5	1.6	8.9	10.3
*17½	10½	Sturla Hldgs. 10p	11¼	.....	t0.28	—	3.6	—
48	39	Wagon Finance	44	.....	2.31	0.8	7.5	25.1

BEERS, WINES AND SPIRITS

High	Low	Stock	Price	+ or -	Div. Net	C'vr	Y'ld Gr's	P/E
101	66	Allied-Lyons	99xd	+2½	5.5	p1.9	7.9	(8.8)
86	66	Amal. Dist. Pr. 10p	79	.....	†g1.0	3.9	1.8	(21)
249	196	Bass	247	.....	9.46	2.6	5.5	8.5
26	15	Belhaven Brewery	17	.....	—	—	—	—
190	144	Bell Arthur 50p	180	.....	†4.72	4.6	3.8	7.6
£150	143¼	Do. 9¼pc Cnv. 99-01	146xd	+2¼	Q9½%	19.9	f6.5	—
166	138	Boddingtons	166	+2	‡3.5	3.1	3.0	—
98	82	Border Brew's	96	-2	5.2	ϕ	7.7	ϕ
194	154	Brown (Matthew)	190xd	-2½	6.35	2.6	4.8	11.3
51	44	Buckley's Brew.	50xd	+½	2.35	ϕ	6.7	ϕ
422	287	Bulmer (H.P.)	422	+14	†9.38	3.1	3.2	11.9
437	383	Burtonwood	437	+2	†5.19	6.8	1.7	12.6
168	142	Clark (Matthew)	148	.....	7.5	2.9	7.2	6.7
184	162	Distillers 50p	184	+3	10.75	2.5	8.3	6.1
33	20	Gordon (L.) 10p	21	+1	ϕ—	—	—	—
126	105	Greenall Whitley	108xd	-1½	†3.44	3.2	4.5	9.8
328	286	Greene King	328	.....	†6.3	3.3	2.7	13.0
87	61	Guinness	87	.....	4.9	1.9	8.0	9.8
89	76	High'd Dist. 20p	89	.....	2.6	2.3	4.2	(17)
160	154	Invergordon	160	.....	4.0	3.8	3.6	11.1
65	43	Irish Distillers	61xd	-1	‡015.6%	3.7	5.2	6.6
480	445	Macallan. Glen.	450	.....	6.49	2.3	2.1	(27)
86	67	Marston Thompson	86	.....	†1.8	3.3	3.0	13.6
222	205	Morland	220xd	-½	4.5	2.5	2.9	17.7
68	50	Scott & New 20p	68	+3	4.38	1.7	9.2	(8.0)
64	42	Tomatin	49	.....	—	—	—	—
170	123	Vaux	167xd	-½	†7.5	2.5	6.4	7.1
124	86	Whitbread 'A'	123xd	+2½	4.9	q2.4	5.7	8.6
236	184	Wolv. Dudley	232xd	-2	†5.5	3.1	3.4	13.4
313	233	Young Brew 'A' 50p	313xd	+5	7.0	ϕ	3.2	ϕ
260	185	Do. Non. V. 50p	260	+5	7.0	ϕ	3.9	ϕ

BUILDING INDUSTRY, TIMBER AND ROADS

High	Low	Stock	Price	+ or -	Div. Net	C'vr	Y'ld Gr's	P/E
228	184	Aberdeen Const.	218	.....	7.17	ϕ	4.7	ϕ
375	310	Aberthaw Cem.	345	-5	11.5	4.1	4.8	7.3
16	10	Allied Plant 10p	11xd	+½	0.1	ϕ	1.3	ϕ
23	13	Allied Res 10p	17	.....	H2.45	—	20.6	—
43	28	Arncliffe 10p	36	.....	2.66	2.6	10.6	(4.1)
464	318	BPB Inds. 50p	464	+2	†9.0	3.3	2.8	12.7
66	51	Baggeridge Brk.	59	.....	3.75	0.4	9.2	43.9
16	14	Bailey Ben 10p	14xd	.....	‡1.0	0.4	‡	—
381	210	Barratt Dev. 10p	381	+1	†12.35	3.0	5.9	8.5
22	20	Beechwood 10p	21	.....	†1.0	2.8	6.8	(5.9)
105	73	Bellway	85	.....	7.0	1.3	11.8	(8.4)
66	50	Benford M. 10p	50	.....	3.03	2.4	8.6	6.9
62	42	Bett Bros. 20p	58	+1	d3.1	2.4	7.6	6.3
132	122	Blockleys 20p	128	.....	7.3	2.1	8.1	8.3
550	438	Blue Circle £1	464	-6	17.5	3.7	5.4	5.4
180	135	Breedon Lime	178	-2	7.63	1.2	6.1	19.0
36	31	Brit. Dredging	35	.....	—	—	—	21.0
29	17	Brown Jksn. 20p	19	-1	0.25	—	1.9	—
66	59	Brownlee	63	.....	3.7	1.6	8.4	(9.1)
111	73	Bryant Hldgs.	109	.....	‡3.94	3.6	5.2	6.7
980	615	Burnett & Hallam	855	+25	‡13.0	4.8	2.2	12.3
390	190	Burt Boulton £1	380	.....	‡15.0	—	—	—
48	34½	C. Robey 'A' 10p	41xd	+1½	2.7	ϕ	9.4	ϕ
92	60	Carr (John)	91xd	+½	†1.68	4.6	2.6	11.4
31	21	Carron	24	-1	0.3	—	1.8	—
72	59	Cement Roadstone	59	.....	Q33.5%	2.5	11.6	4.9
55	35	Comben Gp. 10p	52	.....	2.55	2.3	7.0	(7.2)
77	62	Condor Int.	68	.....	d4.0	2.0	8.4	(6.9)
280	230	Costain Group	236	+2	†11.0	3.3	6.7	5.0
266	204	Do. Defd.	226	+2	—	—	—	—
141	103	Countryside	141	+2	3.85	4.8	3.9	7.0
150	93	Crouch (D.) 20p	146	.....	5.05	1.9	6.8	11.0
120	94	Crouch Group	94	.....	4.4	1.2	6.7	(14)
135	122	Dew (George) 25p	127	.....	g5.7	4.8	6.4	5.6
87	56	Douglas Robt. M.	79	.....	†3.5	2.7	6.3	8.1
5½	5	‡Dunton Grp. 5p	5	.....	—	—	—	14.2
80	70	Erith	80	.....	4.0	1.7	7.1	11.5
169	129	Fairclough Cons.	168	.....	5.5	3.1	4.7	9.2
107	80	Feb. Intl. 10p	102	.....	2.25	3.1	3.2	14.5
94	76	Do. 'A' 10p	78	.....	2.25	3.1	4.1	11.1
158	130	Finlan (John) 10p	130	.....	6.25	ϕ	6.9	ϕ
25½	20	Francis Pkr. 10p	23	-½	0.7	ϕ	4.4	ϕ
119½	92	French Kier	119	.....	4.25	3.2	5.1	7.6
66	53	Galliford 5p	63	.....	†Hd2.5	3.2	5.7	7.2
22	17	Gibbs D'dy A 10p	20	.....	1.4	2.1	10.0	5.4
127	92	Gleeson (M.J.) 10p	127	.....	†2.85	2.5	3.2	(14.2)
82	64	Glossop	64xd	-½	5.08	ϕ	11.4	ϕ
92½	71	H.A.T. Grp. 10p	85½	+½	g2.75	2.5	4.6	10.4
20	15	Helical Bar	16	.....	—	—	—	—
185	130	Henderson (P.C.)	168	.....	10.0	ϕ	8.5	ϕ
38	30	Hewden St. 10p	38	.....	1.28	—	4.8	—
37	30	Heywood Wms.	32	-1	1.0	2.4	4.5	(18.5)
175	119	Higgs & Hill	173	.....	6.5	3.7	5.4	5.9
35	27	Howard Shut 10p	35	.....	h1.33	3.9	5.4	5.5
104	82	I.D.C. 20p	93	.....	d5.57	2.1	8.6	6.7
76	64	Ibstock Johnsen	70	.....	4.5	0.1	9.2	—
92	78	Intl. Timber	88	.....	‡4.0	—	6.5	—
343	210	Jarvis (J.)	339	.....	†13.2	3.2	5.6	7.1
6½	5½	‡Jayplant	5½	.....	—	—	—	10.6
92	60	Jennings $A0.50	78	-2	hQ15%	2.8	6.9	7.2
100	73	Johnston Pts. 10p	95	.....	g3.53	2.3	5.4	11.3
17	11	Jones Edwd. 10p	14	.....	—	—	—	—
£26½	£21½	Lafarge Cop. F100	£23½	-⅛	Q28½%	ϕ	12.0	ϕ
86	48	Laing (John)	86	+1	2.88	2.6	4.8	(9.3)
125	105	Latham (J.) £1	125	.....	8.0	—	9.1	—
170	130	Lawrence (W.)	168	.....	8.25	3.2	7.0	(4.9)
97	64	Leech (Wm.) 20p	64	-3	†6.6	1.1	‡	(8.9)
39½	32½	Leyland Paint	33½	-½	1.5	1.1	6.4	19.5
*182	143	Lilley F.J.C.	182	.....	g5.5	3.4	4.3	9.2
102	70	London Brick	101	.....	4.89	2.2	6.9	9.2
*160	120	Lovell (Y. J.)	144	-2	h4.0	3.9	4.0	7.3
108	73	McLaughlin & H.	100	.....	5.75	3.2	8.2	4.9
176	132	Magnet & Sthns.	172	-2	5.0	2.3	4.2	13.7
172	142	Manders (Hldg)	162	.....	5.4	2.7	4.8	11.1
140	108	Marchwiel	136	-2	6.6	1.8	6.9	(9.5)
109	81	Marshalls (Hfx)	107	.....	4.5	2.7	6.0	7.0
75	60	May & Hassell	74	+1	3.3	—	6.4	—
77	58	Meyer (Mont. L.)	64	.....	ϕ43.0	—	‡	—
15½	8	Miller (Stan) 10p	15	.....	—	—	—	—
112	84	Mixconcrete	112	.....	4.05	ϕ	5.2	ϕ
29	18	Mod. Engineers	18xd	.....	2.0	—	15.9	—
67	53	Monk (A)	62	.....	†2.75	4.1	6.3	6.6
218	175	Mowlem (J)	208	-3	9.63	2.7	6.6	(6.4)
580	440	Newarthill £1	495	.....	d8.0	3.6	2.3	17.0
165	110½	Nott. Brick 50p	165	+5	6.62	1.3	5.7	(17.8)
100	70	Phoenix Timber	72	+2	†1.0	—	‡	—
225	195	Pochins	210	.....	9.0	6.4	6.1	2.7
250	198	RMC	240	.....	9.5	2.3	5.7	9.3
14½	12¼	Raine Inds. 10p	12½	.....	20.1	11.3	1.1	8.7
90	68	‡Ramus	69	.....	gd5.0	2.1	10.6	5.2
187	151	Redland	176	-2	†7.34	1.7	6.0	11.6
181	169	Do (New Ord.)	174	-2	†7.34	1.7	6.0	11.5
£77½	£60	Redland (£ Wrnts.)	£70	.....	—	—	—	—
144	105	Roberts Adlard	144	.....	9.0	2.3	9.1	7.0
195	156	Rohan Grp. 10p	170	.....	Q165%	3.7	8.0	4.5
44	39	Rowlinson 10p	40	.....	0.61	ϕ	2.2	ϕ
167	89	Ruberoid	163	-1	4.7	3.9	4.1	8.9
97	79	Rugby P. Cement	90	.....	5.0	2.0	7.9	7.4
197	134	SGB Group	186	-4	5.6	2.9	4.3	11.6
44	35	Sharpe & Fisher	43	.....	1.8	2.2	6.0	9.9
45	30	Sheffield Brick	42	-1	1.75	8.2	6.0	—
63	51	Smart (J.) 10p	55	-1	t‡3.95	2.2	10.4	6.9
29	22	Streeters 10p	27	+1	—	—	—	9.3
586	398	Tarmac 50p	586	+4	18.4	2.9	4.5	9.2
580	490	Taylor Woodrow	525	-10	16.31	2.4	4.4	10.9
518	290	Tilbury Grp. £1	510	+5	25.0	2.1	7.0	3.0
196	160	Travis & Arnold	190	.....	4.33	4.0	3.3	10.4
41	20	Trent Holdings 10p	41	+1	20.7	5.5	2.4	7.9
61	50	Tunnel Group	54½xd	-½	2.0	—	5.2	—
53	34	[illegible] 20p	40	.....	d3.5	0.4	13.3	—
31	28	Vectis Stone 10p	28	.....	1.8	2.2	9.2	6.4
185	168	Vibroplant	170	.....	d14.53	0.8	12.2	(17.5)
55	46	Ward Hldgs. 10p	52	.....	d4.2	2.3	11.5	(4.3)
45	34	Do. Defd.	42	.....	—	—	—	—
97	87	Warrington	93xd	.....	5.6	ϕ	8.6	ϕ
180	153	Watts Blake	174	+2	3.57	3.4	2.9	13.8
66	50	Western Bros.	56	+3	—	—	—	—
38	20	Whatlings	38	+1	1.0	4.3	3.8	6.6
160	132	Whit'gh'm 12½p	152	.....	7.0	4.1	6.6	4.3
113	84	Wiggins Group 10p	95	.....	†2.5	6.9	3.8	4.1
225	177	Wilson (Connolly)	225	.....	‡3.0	8.5	1.9	7.9
120	93	Wimpey (Geo)	112	-1	2.8	4.3	3.6	7.4

CHEMICALS, PLASTICS

High	Low	Stock	Price	+ or -	Div. Net	C'vr	Y'ld Gr's	P/E
610	475	Akzo Fl.20	605	.....	Q19%	4.0	6.8	3.6
208	136	All'd Colloid 10p	208	+2	†2.73	2.7	1.9	26.7
226	186	Amersham Intl.	224	+2	b3.5	2.9	2.2	18.1
89	74	Anchor Chem.	89	+1	3.0	3.1	4.8	7.3
48	31	Arrow Chemicals	41	+1	—	—	—	17.1
£32⅞	£29¼	BASF AG DM50	£30	.....	Q14%	ϕ	5.8	ϕ
£31¼	£25¼	Bayer AG. DM50	£27¾	-½	Q21.9%	1.2	9.5	8.8
118	96	Blagden Inds.	106	.....	6.0	1.5	8.1	11.6
137	113	Brent Chems. 10p	117	+2	2.3	2.0	2.8	21.3
21	11½	Brit. Benzol 10p	11½	.....	—	—	—	—
55	36	Brit. Tar Prd. 10p	47	.....	2.1	1.5	6.4	(2.5)
£93	£87½	Ciba G. 8%Cv.81/94	£93	.....	Q8%	ϕ	f8.7	—
£92½	£85	Do. 8¼%Cv.82/95	£91½	-1	Q8¼%	ϕ	f9.2	—
133	109	Coalite Group	125xd	+3	4.53	q3.6	5.2	6.9
87	50	Coates Bros.	82	.....	3.3	2.8	5.9	6.8
84	48	Do. 'A' NV	78	-1	3.3	2.8	6.2	6.5
17½	14	Cory (Horace) 5p	17½	.....	1.1	1.3	9.0	(11.8)
86	72	Croda Intl. 10p	84	+1	b7.0	1.2	11.9	(9.6)
57	40	Croda Int. Defd.	49	+1	—	—	—	—
25	12	Dbnr-Strand 5p	19	.....	—	—	—	—
143	118	Ellis & Everard	143	.....	b5.91	1.3	5.9	18.4
363	145	Fisons £1	363	+13	10.0	1.0	3.9	(36.3)
72	48	Halstead (J.) 10p	65	+2	2.65	3.0	5.8	7.7
265	209	Hickson Welch 50p	265	+2	7.5	2.9	4.1	11.7

CHEMICALS, PLASTICS—Cont.

1982 High	Low	Stock	Price	+ or -	Div. Net	C'vr	Y'ld Gr's	P/E
302	260	Hoechst DM5	278xd	-2	Q21.9%	ϕ	9.5	ϕ
£101	£90	Do.Fin.10%Uns.Ln.	£96xd	-2	Q10%	—	f5.1	—
350	281	Imp. Chem. £1	332	+2	19.0	1.6	8.2	9.7
39	35½	Do. 5% Pf. £1	39	.....	3.5	—	12.8	—
243	212	Int. Paint	213xd	+1	5.0	q3.2	3.4	10.3
153	122	Laporte Inds. 50p	149	+2	7.0	1.0	6.7	(28.0)
111	87	Leigh Ints 5p	98	-4	5.63	1.8	8.4	(16.5)
36	15	‡Morley (R.H.) 10p	20	.....	‡1.0	1.5	‡	(18.8)
£125½	£95½	Novo Inds. A/S 'B'	£112	-1½	Q15%	6.0	0.9	18.2
127	104	Plysu 10p	117	+4	†h1.89	4.6	2.3	11.8
240	236	Ransom Wm. 10p	240	.....	5.68	2.8	3.4	11.9
171	142	Rentokil 10p	171	+5	2.85	2.6	2.4	23.2
193	170	Scot. Ag. Ind. £1	187	.....	14.75	2.1	11.8	5.4
140	106	Stewart Plastics	140	.....	†hd1.94	5.0	2.0	13.1
15	10	Thurgar Bardex 10p	11	.....	0.9	1.4	11.7	(7.5)
125	115	Wolstenholme	120	.....	6.25	2.5	7.4	7.0
47	39	Yorks Chems	44	.....	0.5	—	1.6	—

DRAPERY AND STORES

High	Low	Stock	Price	+ or -	Div. Net	C'vr	Y'ld Gr's	P/E
77	42	Adcock Jewellery 10p	42	.....	ϕ43.7	1.1	12.6	(18.2)
34½	22½	Allebone 10p	23	+½	—	—	—	—
19	12¾	Amber Day 20p	18	.....	8d0.9	—	‡	—
36	29	Aquascutum 5p	36	.....	2.05	ϕ	8.1	ϕ
33½	26	Do. 'A' 5p	33	.....	2.05	ϕ	8.9	ϕ
£12¾	825	‡Asprey	£11½	-¼	35.0	4.2	4.3	6.5
167	134	Baker's Strs. 10p	138	.....	1.65	6.8	1.7	11.9
64	22	Beatties Stores 10p	23	+1	1.7	1.5	10.6	(7.9)
138	114	Beattie (J) 'A'	130xd	+1½	4.75	2.9	5.2	9.4
43	34	Bentalls 10p	34	.....	1.5	2.0	6.3	9.7
9	5½	Boardman KO 5p	6	.....	0.25	2.5	6.0	9.5
20	14	Bolton Text. 5p	15	.....	0.5	—	4.8	—
47	38	Bremner	42	.....	4.3	ϕ	15.8	ϕ
174	118	Brit. Home Strs.	163	+2	4.75	2.6	4.2	12.4
124	90	Brown (N) 20p	123	+1	6.0	ϕ	7.2	ϕ
196	130	Burton Grp. 50p	195xd	+2½	6.5	2.6	4.8	(9.3)
40	33	Cantors 'A' 20p	35	.....	0.01	—	—	—
30	25	Casket (S.) 10p	25	.....	1.75	1.3	10.0	(18.5)
192	172	Church	187	.....	8.5	1.9	6.5	(9.5)
39	34	Comb. Eng. 12½p	34	.....	3.15	ϕ	13.2	ϕ
128	102	Comet Group 5p	114	.....	d4.0	2.7	5.0	(8.4)
192	142	Cornell Dress 5p	162	.....	—	—	—	—
74	64	Courts 'A'	68	.....	3.7	2.1	7.8	(7.1)
206	162	Currys	172	+2	4.95	2.9	4.1	9.4
62	59	‡De Brett (Andre) 10p	60	.....	b2.5	2.1	6.0	11.4
84	67	Debenhams	77	.....	6.37	ϕ	12.5	ϕ
109	77	Dewhirst 10p	109	.....	1.45	4.1	1.9	15.5
195	155	Dixons Photo 10p	182	+2	†3.49	4.2	2.7	9.9
25½	21½	Ellis & Gold 15p	23½	-½	2.15	1.8	13.1	5.0
110	68	Empire Stores	92	.....	2.55	1.8	4.0	16.7
15	7	Executex 20p	10	.....	‡d1.86	—	‡	—
52	44	Fine Art Devs. 5p	44	.....	3.0	ϕ	10.2	ϕ
28	18	Ford (M'tin) 10p	25	.....	0.65	0.6	3.7	62.8
116	109	Forminster 10p	110	.....	4.2	3.8	5.5	6.8
67	50	Foster Bros	64xd	.....	3.35	ϕ	7.5	ϕ
146	114	Freemans	122	.....	4.15	2.6	4.9	10.2
54	45	Gelfer (A.J.) 20p	45	.....	†3.9	1.9	12.4	6.0
65	47	Goldberg A	62xd	+2	5.25	ϕ	12.1	ϕ
23	9½	Goodman Br. 5p	14	-½	1.0	—	10.2	—
114	90	Grattan	104	-2	4.12	2.0	5.7	(18.5)
530	435	Gt. Universal	507	+2	†12.5	3.2	3.5	12.5
525	430	Gus A	505	+5	†12.5	3.2	3.5	12.5
38	19	Greenfields 10p	38xd	+2½	t0.5	—	1.9	—
148	105	Habitat 10p	146	.....	d3.6	1.4	3.5	27.7
£116	£86	Do. 9½pc Cnv. 98/2001	£116	+1	Q9½%	—	f8.3	—
192	126	Harris Queensway	190	-2	4.33	ϕ	3.3	ϕ
117	74	‡Heelamat 10p	74	.....	‡5.6	2.7	10.8	—
19	14½	Helene Lon. 10p	15¼	-¼	1.48	0.9	14.8	10.7
29	16½	Henriques A 10p	22	.....	1.5	0.4	9.7	—
119	85	Hepworth (J.) 10p	116	+2	3.79	1.6	4.7	(14.8)
45	31	Hollas Grp 5p	39	+1	h3.0	1.8	11.0	4.9
178	120	Home Charm 10p	170	.....	d3.0	4.4	2.5	9.6
172	148	House of Fraser	152	-1	7.0	1.8	6.6	10.3
98	86	House of Lerose	98	+2	6.6	2.1	9.6	6.9
94	76	Jones (Ernest) 10p	92	.....	d3.9	1.7	6.1	12.6
38	32	Kean & Scott	34	.....	—	—	—	—
48	40	Ladies Pride 20p	46	.....	3.4	1.2	10.6	10.8
143	115	Lee Cooper	125	.....	3.02	6.7	3.4	4.6
134	124	Liberty	132	.....	2.4	1.2	2.6	42.2
82	63	Do. Non Vtg. Ord.	70	.....	2.4	1.2	4.9	22.4
40	30	Lincroft K. 10p	33	.....	1.0	2.9	4.3	9.8
19	15	Lowland Drapery	15	.....	—	—	—	—
74	56	MFI Furniture 10p	74	.....	2.62	2.8	5.1	11.5
169	125	Marks & Spencer	169	+3	4.6	q2.8	3.9	18.4
345	250	Martin News	343xd	+4½	†10.5	3.6	4.4	9.6
253	215	Menzies (J.)	240	.....	4.5	4.7	2.7	8.1
118	80	Milletts Leis. 20p	114	+4	6.95	ϕ	8.7	ϕ
127	98½	NSS News 10p	122xd	-2	h2.6	4.4	3.0	9.6
57	46	N'thn. Goldsmith	57	+1	3.51	1.8	8.8	(14.8)
188	97	Oliver (G.) "A"	153	.....	5.21	2.4	4.9	10.4
230	157	Owen Owen	185	.....	3.0	0.1	2.3	—
43	31	Paradise (B) 10p	32½	.....	T3.5	1.3	15.4	(6.6)
88	68	Peters Stores 10p	74	.....	†1.5	—	‡	—
380	325	Polly Peck 5p	365	+1	d3.57	2.9	1.4	(28.1)
70	57	Preedy (Alfred)	64	.....	3.5	1.5	7.8	(11.0)
60	43	Pullman R. & J. 5p	60	+1	3.81	1.5	9.2	(8.8)
10½	7½	Ramar Text. 5p	8¼	.....	0.31	6.6	5.1	(3.1)
52	40	Ratners 10p	45	.....	2.3	2.1	7.3	7.7
48	36	Raybeck 10p	40	.....	2.26	—	8.1	—
21½	15½	Readicut 5p	19½xd	-½	0.1	ϕ	0.7	ϕ
92	58	Reed Austin 'A'	88	.....	3.36	1.0	5.5	13.5
20	15	S&U Stores 12½p	17	.....	—	—	—	3.8
27	15	Do. 25% Pf. 12½p	19	.....	—	—	—	—
122	98	Samuel (H) 'A'	98xd	-2½	6.25	ϕ	9.1	ϕ
12½	9	Selincourt 5p	12	.....	0.44	—	5.2	—
200	148	Smith W. H. 'A' 50p	196	+4	5.25	2.5	3.8	14.6
79	55	Sonic Sound 10p	58	-4	4.48	2.0	11.0	(5.4)
67	46	Stanley A.G. 5p	57	.....	2.5	ϕ	6.4	ϕ
57	51	Stead. & Sim 'A'	53	.....	3.5	1.0	9.4	15.0
30½	25	Steinberg 10p	30½	.....	‡0.02	—	—	—
65	38	Sumrie 20p	53	.....	1.5	4.1	4.0	6.5
60	37	Tern-Consulate	51	-2	2.5	4.8	7.0	3.2
39½	28	Time Prods. 10p	31	.....	2.25	1.2	10.4	(18.3)
80	54	UDS Group	67	+1	3.6	1.1	7.8	(14.8)
35	25	Upton (E) 'A'	28	.....	—	—	—	—
142	113	Vantona 20p	123	-1	8.0	2.2	9.3	5.7
66	50	Walker (Jas.)	52	-1	8.0	1.1	11.0	(11.1)
62	44	Do. N.V.	47	.....	4.0	1.1	12.2	(18.8)
122	95	Waring & Gillow	100	.....	5.5	1.2	7.9	13.5
62	51	Wearwell 5p	59	.....	†2.75	3.5	6.7	5.4
94	78	Wilkinson Warbtn.	82	.....	d6.6	3.1	11.3	(3.6)
57	43½	Woolworth	48½	+½	4.26	0.8	12.2	(14.0)

ELECTRICALS

High	Low	Stock	Price	+ or -	Div. Net	C'vr	Y'ld Gr's	P/E
185	113	A.B. Electronic	185	+2	†4.0	2.7	3.1	(13.6)
142	78	‡A. & C. Sec Elecs 5p	140	.....	b1.75	2.7	1.8	34.9
300	180	‡Air Call	290	.....	5.6	3.0	2.7	13.4
245	180	Amstrad	230	-5	†d3.95	5.1	2.5	11.4
28	18	Arlen Elect.	24	.....	d1.0	—	6.0	—
51	9	Audiotronic 10p	40½	+½	ϕ—	—	—	—
5½	4	Do. 12pc Pfq. Pref.	4	.....	B—	—	—	—
243	165	Auto'ted Sec. 10p	240	.....	1.45	6.1	0.9	20.1
360	269	BICC 50p	360	+10	10.37	2.3	4.1	(12.5)
87	65	BSR 10p	86	.....	1.0	3.3	2.2	(20.8)
295	176	Bowthorpe 10p	288	.....	3.42	3.9	1.7	20.7
28	20	Bulgin 'A' 5p	22xd	+1	1.35	ϕ	8.8	ϕ
288	226	Cable and Wireless 50p	285	+5	b6.3	2.8	3.2	22.6
152	91	Cambridge Elec.	151	+3	4.0	2.8	3.8	10.9
303	214	C.A.S.E. (20p)	303	+23	H3.15			
129	105	Cass Grp.	107	-1	ud2.5	2.8	3.3	15.4
38	18	Chloride Grp.	20	.....	—	—	—	—
154	89	Do. 9½pc Cnv. Cm. Pf.	93	.....	7½%	—	11.5	—
58	45	Concord Rota. 10p	46	.....	2.0	3.5	6.2	5.1
72	48	CrayElectronic 10p	72	+5	†h1.13	2.2	2.2	21.9
119	77	Crystalate 5p	118	.....	†1.75	3.6	2.1	14.0
76	58	Dale Elect. 10p	73	.....	d2.5	1.1	4.9	(27.8)
12	7	Derritron 10p	9	.....	—	—	—	—
16	9	Dewhurst 'A' 10p	15	.....	0.15	—	1.4	—
39	27	Dowding & M. 10p	38	-½	†1.65	1.6	6.2	14.1
26	15	Dreamland 10p	15	.....	0.35	—	3.3	—
81	56	Dubilier 5p	77xd	-1	†1.55	3.4	2.9	(11.8)
300	80	ESI London	298xd	.....	‡d2.28	ϕ	1.1	ϕ
198	140	Elect'comps 10p	183	.....	h1.95	3.9	1.5	23.5
42	25	Electronic Mach.	25	.....	—	—	—	3.9
99	74	Elect. Rentals 25p	75xd	+1	4.31	ϕ	8.2	ϕ
125	114	Emess Lighting	120	.....	†6.75	2.4	8.0	(5.9)
30	25	Energy Servs. 10p	27½xd	.....	0.88	ϕ	4.5	ϕ
433	233	Eurotherm Intl. 10p	403	-2	d5.0	2.5	1.8	27.3
200	133	Farnell Elec. 5p	200	+5	1.55	4.4	1.1	29.1
110	102	‡Feedback 10p	110xd	+4	2.0	ϕ	2.6	ϕ
785	620	Ferranti 50p	785	+8	†6.5	5.4	1.2	16.6
65	42	Fidelity Rad. 10p	56xd	-1	0.1	—	0.3	—
*60	48	First Castle 10p	56	.....	N1.75	ϕ	4.5	ϕ
63	22	Forward Tech.	22	.....	d3.0	—	19.5	—
185	138	Fujitsu Y50	167	-5	Q13½%	ϕ	0.9	ϕ
954	788	G.E.C.	954	+9	†10.25	5.1	1.5	16.1
54	37	‡Greenwich Cable Comm.	52	.....	—	—	—	—
115	85	‡Hadland	90	.....	d2.52	1.1	4.0	(31.5)
12½	5	Hemokinetics 1c	8	.....	—	—	—	—
30	19	Highland El. 20p	22	.....	0.5	—	3.2	—
27	16	‡Humberside El. 10p	27	+1	—	—	—	—
105	87	[illegible]	103	-2	—	—	—	—
100	72	Jones Stroud	89	-1	5.2	1.8	8.3	(7.9)
315	220	Kode Int.	290	.....	7.0	2.7	3.4	14.2
247	180	Lec Refrig.	220	.....	8.0	3.9	5.2	5.7
330	235	M.K. Electric	330	+5	12.0	1.9	5.2	12.5
305	215	Memec 10p	290	.....	3.0	2.5	1.5	37.9
£12¾	745	Mitel Corp.‖	745	-24	—	—	—	—
21	18	Molynx 20p	21	.....	d3.0	—	‡	—
£36⅛	£27⅝	Motorola $3	£32¼	-¼	Q$1.60	—	2.6	—
156	109	Muirhead	152	+6	3.0	2.1	2.9	20.5
87	80	Murray Tech. Invs.	83	.....	0.75	ϕ	1.3	ϕ
12	7	Newman Inds.	10	.....	B—	—	—	—
310	197	Newmark Louis	252	.....	11.0	2.3	6.2	8.5
205	154	Nippon Elect. Y50	188	-4	Q13%	ϕ	0.8	ϕ
912	694	Norsk Data N.K.20	725	+15	‡Q11¼%	ϕ	0.6	ϕ
240	137	‡Oceonics 10p	240	+7	bd1.5	4.7	0.9	25.4
£202	£133	Perkin-Elmer 4pc	£134	.....	Q4%	—	‡3.0	—
67	54	Petbow Hldg 10p	60	+1	—	—	—	—
25	16	Phicom 10p	23	.....	0.3	—	1.9	—
£51½	£44	Philips Fin. 5¾%	£50½	.....	Q5¾%	—	f11.4	—
542	427	Philips Lp. F10	486	-15	Q18%	1.0	7.6	12.6
108	45	Pieso El Prods. 1c	55	-5	—	—	—	—
225	170	Pifco Hldgs. 20p	193	.....	5.28	4.6	3.9	7.8
218	168	Do. 'A' 20p	177	.....	5.28	4.6	4.3	7.2
465	345	Plessey 50p	455	+10	8.62	q2.6	2.7	20.2
36	21	Pressac 10p	22	.....	1.1	0.2	7.1	—
140	50	Quest Auto 10p	70	.....	g1.0	—	2.0	—
440	347	Racal Electrics	430	+2	†4.55	3.8	1.5	20.2
253	170	Rediffusion	225	+3	5.5	2.7	3.5	19.9
120	68	‡Scan Data 10p	115	-5	—	—	—	—
345	230	Scholes (GH)	340	-5	†16.52	2.1	6.9	9.6
*167	122	Security Centres	150	.....	‡1.5	2.4	1.4	38.9
84	82	Security Tag Sys. Inc.	84	+2	—	—	—	0.1
930	675	Sony Co. Y50	760	-30	nQ88%	6.0	1.3	12.7
115	54	Sound Diffsn. 5p	103	.....	0.72	ϕ	1.0	ϕ
608	430	Std. Tel. & Cables	608	+10	13.5	2.2	3.2	17.1
69	49	Suter Electrical 5p	49	.....	1.74	0.3	5.1	—
53	43	Telefusion 5p	52	-1	†1.6	3.2	4.4	8.0
53	43	Do. 'A' N/V 5p	51	-1	†1.6	3.2	4.5	7.8
365	310	Tele. Rentals	335	+2	9.25	2.1	3.9	16.1
485	410	Thorn EMI	417	+2	14.63	2.0	5.0	11.9
129	115	Do. 7pc Cnv. Pf. 92/99	115	-4	7%	15.7	8.7	—
125	108	Thorpe F. W. 10p	125	.....	†2.45	4.4	2.8	9.8
88½	65	Toshiba Corpn. Y50	76	-1	Q14%	ϕ	2.1	ϕ
303	200	Unitech 10p	285	-2	†7.0	1.9	3.5	17.4
38	19	‡Utd. Electronic 20p	27	+1	1.57	3.4	8.3	4.5
490	282	Utd. Scientific	480	+15	†h3.0	3.1	1.1	37.0
75	50	Vitatron N.V. Fl0.25	50	.....	—	—	—	—
121	98	Ward & Gold	102	-1	†5.4	2.4	7.6	(6.2)
120	87	‡Webber El. 12½p	112	.....	‡3.5	1.7	4.5	16.3
21½	15½	Wellco Hlds. 5p	18	+½	1.0	0.2	8.2	—
46	36	Wstn. Select 20p	43	.....	2.3	1.3	7.8	13.0
124	102	Whitworth El. 5p	124	.....	1.51	8.6	1.7	7.8
248	186	Wh'lesale Ftg 10p	248	+3	†4.23	3.2	2.4	18.4
141	118	Wigfall (H.)	118	-4	6.0	1.4	7.3	(12.3)

ENGINEERING MACHINE TOOLS

High	Low	Stock	Price	+ or -	Div. Net	C'vr	Y'ld Gr's	P/E
16	10	Al Ind. Prods.	12	.....	0.01	—	—	—
280	227	A.P.V. 50p	275	.....	9.6	2.8	5.0	7.9
13	7½	Abwood 7½p	9½	+1½	—	—	—	11.5
76	66	Acrow	72	.....	0.75	—	1.5	—
50	38	Do. 'A'	40	-1	0.75	—	2.7	—
196	173	Adwest Group	192	+2	7.5	2.3	5.6	10.2
48	34	Allen W.G.	38	+3	‡3.11	—	‡	—

ENGINEERING—Continued

1982 High	Low	Stock	Price	+ or -	Div. Net	C'vr	Y'ld Gr's	P/E
145	89	Andsn. S'clyde	127	+2	6.0	ϕ	7.0	ϕ
335	250	Ash & Lacy	335	.....	14.0	2.5	6.0	8.4
33½	26½	Ass. British 12½p	31	+1½	†0.5	6.0	2.3	7.8
66	53	Assoc. Tooling	65	.....	4.06	8.1	8.9	—
13½	10½	Astra Ind'l. 10p	11½	.....	†0.5	1.9	6.2	7.2
23	13	Aurora Hlds.	19	.....	B—	—	—	—
70	63	Austin (James)	63	.....	4.67	1.1	10.6	(10.0)
119	86	Babcock Intl.	118	+1	7.0	1.1	8.5	(14.3)
7	5¼	Bailey (C. H.)	5½	.....	—	—	—	—
110	87	Baker Perk. 50p	106	+1	5.1	0.7	6.9	(18.9)
61	57½	Bamro Cons. 20p	58	.....	3.3	2.1	8.1	(6.8)
32	28	Barton Grp.	30	.....	2.4	1.2	11.4	(9.5)
46	24	Beauford 10p	45	-1	2.1	3.4	6.7	6.8
15	11	Bevan (D.F.) 5p	13	.....	d0.85	—	9.3	—
35½	22½	Birmid Qualcast	35	-½	1.5	1.1	6.1	(28.0)
178	155	[illegible]	163	.....	10.5	2.4	9.2	(5.3)
44	34	B'ham Pallet 10p	43	.....	—	—	—	—
835	704	Black & Decker $0.50	755xd	-2½	Q76c	—	5.3	—
25	17	Blackw'd Hodge	24	.....	1.25	—	7.4	—
9	7	Boulton Wm 10p	7	.....	0.1	—	2.0	—
29	23	Braham Mill 10p	28	.....	0.3	—	1.5	—
143	100	Braithwaite £1	133	-2	7.7	2.3	8.3	7.2
80	52	Brasway 10p	74	+1	†h2.0	7.1	3.9	3.8
49	38	B'house Dud. 10p	46	.....	3.2	2.7	9.9	5.2
3½	2	Bristol Channel 10p	2¼	.....	—	—	—	—
75	55	Brit. Aluminium 50p	62	+2	—	—	—	—
20	13	British Northrop	13	.....	—	—	—	—
115	86	Brit. Steam 20p	112	.....	5.25	1.3	6.7	(14.0)
32	28	Brockhouse	28½	.....	1.0	—	5.0	—
45	42	Brom's Cast 10p	43	.....	2.25	2.2	7.5	8.7
25	13	Bronx Eng. 10p	23	.....	2.04	—	6.5	—
30½	15½	Brooke Tool	18	+2	0.75	—	6.0	—
146	100	Brotherh'd P. 50p	100	-6	3.0	—	2.9	—
156	129	Brown & Tawse	152	.....	6.4	1.8	6.0	10.9
66	52½	Brown (John)	60	+2	4.25	1.9	10.1	(6.1)
194	144	Bullough 20p	190	.....	10.75	2.2	8.1	7.6
65	47	Burgess Prod.	56	+1	3.5	3.2	8.9	4.1
25	14½	Butterfield Hvy.	17½	.....	1.0	—	8.2	—
19	11	Camford Eng.	12	.....	—	—	—	—
64	52	Capper-Neill 10p	59	.....	4.2	2.5	10.2	4.5
72	49	Carclo Eng.	52	.....	2.6	1.9	7.1	(8.7)
63	46	Cartwright R. 10p	57	.....	4.0	1.9	10.0	6.7
34	30	Castings 10p	30xd	.....	2.42	ϕ	11.5	ϕ
56	40½	Chamberlin & Hill	42xd	-1	2.9	ϕ	9.9	ϕ
380	232	Chemring 5p	380	+10	4.8	3.6	1.8	21.9
34	22	Christy Bros.	30	-1	—	—	—	2.7
78	54	Clayton Son 50p	72	.....	6.0	—	11.9	—
290	260	Cohen (A) 20p	265	.....	†7.5	5.3	4.1	4.9
49	39	Concentric 10p	48xd	+1	†3.31	1.5	9.8	(8.4)
19	13	Cook W. Shef. 20p	14	.....	d0.5	—	5.1	—
20	15	Cooper (Fr) 10p	19	.....	d1.5	0.2	11.3	—
13½	9½	Cooper Inds. 10p	10	.....	0.5	—	7.1	—
34	26	Cronite Group	32	.....	1.25	—	5.6	—
75	66	Crown House	74	.....	5.25	1.3	10.1	(9.7)
£74	£58	Cummins 78/94	£60	.....	Q3¾%	—	6.3	—
43	33	Danks Gowerton	38	.....	†0.5	8.5	2.2	5.8
63	44	Dav. & Met. 'A' 10p	56	.....	1.97	—	5.0	ϕ
*180	124	Davy Corp.	135	-1	ϕ7.37	1.6	7.8	(9.9)
53½	42	Delta Group	47½	+½	3.64	—	10.9	—
23	17	Dennis J.H. 10p	23	.....	1.4	2.1	8.7	(6.3)
100	80	Deritend 50p	95xd	+½	7.5	ϕ	11.3	ϕ
104	85	Desoutter	94	.....	5.7	1.3	8.7	12.4
20	15	Downiebrae 10p	17	.....	—	—	—	—
61	41	Drake & Scull 1p	59	+1	3.0	2.8	7.3	(5.5)
158	94	Ductile Steels	148	.....	†4.5	1.7	4.3	(14.0)
118	70	Edbro (Hldgs)	112	.....	5.0	ϕ	6.6	ϕ
116	68	Elliott (B.)	78	+2	‡8.0	0.8	‡	(11.6)
35	21	Eva Industries	22	+1	1.0	—	6.5	—
25	17	Evered	25	.....	B—	—	—	—
75	58	Expanded Metal	61	+1	4.5	0.8	10.5	(28.8)
148	126	Farmer (S.W.)	146	+5	d9.17	—	9.4	—
145	91	Fife Indmar	123	.....	6.0	3.6	7.0	5.3
227	162	Firth (G. M.) 10p	168	+3	3.0	—	2.6	—
16	12	Folkes Hfo n/v 5p	14	.....	d1.25	—	12.8	—
77	65	GEI Intnl. 20p	77	.....	5.32	0.9	9.9	(14.1)
28	23	Garton Eng. 10p	24	-1	—	—	—	—
122	99	Glynwed	108	.....	7.35	1.9	9.7	(6.3)
36½	27	Greenbank 10p	36½	+½	1.6	2.4	6.3	9.5
150	132	Green's Econ.	136	.....	5.75	2.9	6.0	6.3
186	150	G.K.N. £1	170	+2	8.0	0.9	6.7	(23.9)
15½	11½	Habit Precision 5p	14	.....	—	—	—	—
225	190	Haden	195	+2	7.5	3.1	5.5	7.3
167	154	Hall Eng. 50p	164	+2	7.61	4.1	6.6	4.0
223	185	Hall Matthew	192	.....	5.12	3.3	3.8	10.3
288	186	Hallite 50p	280	.....	‡11.0	2.0	7.9	7.4
10	8	Hampson 5p	9	.....	d0.75	1.8	11.9	6.4
350	290	Hawker Sid.	346	+6	9.3	3.4	3.8	8.6
55	34½	Hill & Smith	55	.....	‡3.18	1.8	8.3	(9.0)
122	102	Hopkinsons 50p	113	-1	‡5.44	3.3	8.3	5.0
27	19	Howard Machy.	20	-1	—	—	—	—
169	150	Howden Group	154	.....	†4.0	3.4	3.7	8.7
15	11	Hunt Moscrop 5p	11	.....	†0.9	1.2	‡	(9.4)
10½	6	Do. Defd. 5p	6	.....	—	—	—	—
65	52	I.M.I.	60	.....	4.5	1.6	10.7	(7.0)
60	49	Jackson J&HB 5p	60	.....	1.6	4.3	3.8	7.5
61	42	Jeavons Eng.	55	.....	g3.75	1.9	9.2	6.9
18	11	Johnson & Firth	13	.....	—	—	—	—
61	49	Jones Shipman	58	.....	—	—	—	—
140	111	Laird Group	118	+2	4.0	3.9	4.8	5.8
60	36	Lake & Elliot	39xd	-2	2.14	2.3	7.8	6.2
For Lane (Percy) See Planet Group.								
18	14½	Lee (Arthur) 12½p	17	.....	0.44	—	3.8	—
15	12	Ley's Foundries	12	.....	0.5	—	4.5	—
28	26	Linread	26	.....	1.0	—	6.5	—
44½	32½	Lloyd (F.H.)	32½	.....	0.5	—	2.2	—
15	12	Locker (T) 5p	13½	.....	1.06	1.6	11.2	6.9
15	12	Do. 'A' 5p	13½	.....	1.06	1.6	11.2	6.9
325	240	M.L. Holdings	320	.....	7.0	3.5	3.1	(10.2)
24	15	Mangan Bronze	24	.....	2.17	—	12.9	—
247	216	Martonair 20p	240	.....	7.6	2.2	4.5	13.1
114	92	McKechnie Bros.	109	.....	7.28	1.8	9.5	(7.0)
17	10	Meggitt 5p	15	.....	—	—	—	—
47	35½	Metalrax 5p	45xd	+½	‡2.14	2.1	6.8	8.7
66	55	Midland Inds. 5p	55	.....	d2.6	1.6	6.8	(11.7)
136	104	Mining Sup. 10p	119	.....	2.0	—	2.4	—
48	39	Mitchell Som. 10p	44	.....	m1.0	6.4	3.2	5.1
182	138	Molins	140	.....	7.9	1.7	8.1	(8.8)
116	81	Moss Eng'g	84	+1	‡5.95	—	10.1	—
19½	13½	Neepsend	16½	.....	0.1	—	0.9	—
37	26	Neill (Jas) Hdgs.	29	.....	—	—	—	—
73	60	Newman Tonks	73	.....	5.1	1.1	10.0	(10.8)
96	77	N.E.I.	96	+1	4.13	2.8	6.3	(9.5)
6½	3	Norton (W.E.) 5p	4	.....	B—	—	—	—
15½	11	[illegible]	13	.....	0.88	3.2	10.0	4.0
218	176	Pegler-Hattersley	216	+2	9.5	2.6	6.3	7.7
35½	26½	Planet Grp. 10p	32xd	-½	h2.0	1.7	8.7	8.2
45	34	Porter Chad. 20p	43	.....	0.35	—	1.2	—
77	55	Pratt (F)	64	.....	4.4	—	9.8	—
30	27	Prestwich Parker	30	.....	—	—	—	—
39	17	Priest (Ben)	27½	-2½	†2.39	—	—	—
74	58½	R.H.P.	58½	.....	4.0	1.4	10.1	(9.2)
212	144	R'nsomes Sim. £1	210	.....	11.14	1.1	7.6	(14.0)
79	62	Ratcliffs (G.B.)	73	.....	2.0	5.6	3.9	(4.8)
56	45	R'don H'ton 10p	46	-2	‡4.2	—	—	—
48	38	Renold £1	43	+1	‡2.0	—	—	—
50	44	Richards (Leics.)	46½	-½	‡0.2	—	6.1	—
20	15	Rich'ns West. 50p	15	.....	1.5	—	8.6	—
25	19	Robinson (Thos.)	24	.....	1.5	0.1	7.1	—
60	46	Rotork 10p	46	.....	2.45	2.9	3.8	8.4
52½	46	Saville G. (10p)	49	.....	2.93	1.0	8.5	(17.8)
27	21	Senior Eng'g 10p	24	.....	1.5	1.8	7.9	9.8
15	9	Shaw Francis 20p	15	+3	—	—	—	—
416	353	Simon Eng'g	383	+1	12.6	3.4	4.7	7.5
75½	56½	600 Group	75	+1	5.25	1.2	10.0	(11.9)
17	11½	Smith Whit. 5p	13½	.....	—	—	—	—
112	73	Spear & Jackson	82	.....	6.58	1.3	12.0	(7.9)
17	8	Spencer Clk. 20p	8	.....	†0.4	—	—	—
158	132	Spirax-Sarco	158	+2	4.7	2.1	4.2	13.7
260	216	Staveley Inds. £1	248	.....	13.0	1.6	7.5	11.7
17	11	Stone-Platt	12#	.....	—	—	—	—
78	56	Stothert & Pitt £1	66	+2	—	—	—	—
34	24	Sykes (Henry)	25	.....	—	—	—	—
158	116	T.I. £1	144	+2	7.5	—	7.4	—
22	16	Tace 10p	19	.....	—	—	—	—
45	30½	Tecalemit	30½	-½	†2.08	1.3	‡	(18.7)
28	21	Telfos 20p	27	.....	—	—	—	—
48	42	Tex. Abras. 10p	45	.....	3.25	2.5	10.3	4.6
430	305	Thyssen Dm10	390	.....	Q6.25%	—	3.9	—
22	16½	Tomkins F. H. 5p	19	.....	†1.15	2.2	8.6	(6.2)
30	22	Triplex F'dries	22	.....	1.0	—	6.5	—
For Tube Inv. See T.I.								
165	120	Turriff	165	.....	5.0	5.2	4.3	5.0
280	242	Utd. Eng'g 10p	260	.....	d4.3	ϕ	2.4	ϕ
20	16	Utd. Spring 10p	16	.....	0.5	—	4.5	—
97	83	Utd. Wire Group	94	-2	5.75	1.4	8.7	(18.8)
87	70	‡V.W.	81	.....	gd3.84	2.1	6.9	(8.1)
*171	139	Vickers £1	161	.....	‡12.0	1.8	10.6	(6.4)
152	115	Victor Products	152	.....	4.25	2.1	4.0	(13.7)
200	132	Vosper	193xd	+3	4.0	5.4	3.0	6.9
85	63	Wadkin 50p	73	+3	0.5	—	1.0	—
77	66	Wagon Industr'l	70	.....	5.0	1.5	10.2	8.2
26	10	Walker (C.& W.)	13	.....	—	—	—	—
12	8	Weeks Assoc. 10p	11xd	+½	0.7	ϕ	9.1	ϕ
63½	45½	Weir Group	60½	.....	1.85	8.7	4.4	2.9
64	52	Do. 10% Cnv Prf.	61	+1	2.5	10.2	5.9	—
56½	38	Wellman Eng'g	47	.....	3.35	0.4	10.2	—
13½	8½	W. Brom Spg. 10p	11	.....	—	—	—	—
129	92	Westland	120	-2	7.0	4.1	8.3	3.6
106	74	Whessoe	88	.....	†h4.0	4.2	6.5	3.9
8	6	Whewway Wtsn. 10p	6½	.....	0.05	—	1.1	—
42	21	Williams (W.)	42	.....	—	—	—	—
79	69	W'lms & James	77	.....	2.41	—	4.5	—
27	21	Wood (S.W.) 20p	21	.....	‡d1.0	—	‡	—
25½	16	W'l'e Rbn 12½p	24½	.....	1.4	3.2	8.2	4.2
365	280	Yarrow 50p	365	+20	8.15	—	3.2	—

FOOD, GROCERIES, ETC.

High	Low	Stock	Price	+ or -	Div. Net	C'vr	Y'ld Gr's	P/E
74	67	Alpine Soft D 10p	74	+2	h3.85	2.5	7.4	7.6
110	89	Argyll Foods 10p	104#	.....	N3.75	1.7	5.2	(8.0)
155	126	Ass. Brit. F'ds. 5p	148	+2	4.3	4.8	4.5	6.1
152	118	Ass. Dairies	130	-2	†h2.81	3.6	3.1	11.8
78	68	Ass. Fisheries	72	.....	2.0	3.4	4.0	9.2
300	240	Avana Group 5p	297	-3	†5.0	2.5	2.4	22.1
146	134	Banks (Sidney C.)	145	-1	†6.25	3.5	6.2	5.1
8	6	Barker & Dbp. 1p	7	.....	—	—	—	24.9
245	200	Barr (A.G.)	200	.....	5.87	5.5	3.5	6.2
24	16	Barrow Mill 20p	16	.....	—	—	—	—
73	62	Bassett (Geo)	73	.....	†1.5	6.3	2.9	(5.7)
82	62	Batleys York 10p	66	.....	d2.2	4.5	4.8	4.9
131	109	Bejam 10p	119	+1	‡2.75	2.8	3.3	21.3
170	130	Bishops Grp.	155xd	+3	4.0	ϕ	3.7	ϕ
108	92	Do. "A" N/Vg	105xd	.....	4.0	ϕ	5.4	ϕ
63	54	Bluebird Conf.	60	.....	4.35	0.8	10.4	(14.2)
510	365	Brit. Sugar 50p	455	-10	b35.0	2.0	11.0	(5.4)
16	12	Brit. Vend'g 10p	16	+1	—	—	—	—
58	48	Brooke Bond	58½	.....	3.91	1.5	11.0	(7.8)
107	85	Cadbury Sch'ps	103	.....	4.6	2.8	6.4	(9.6)
75	68	Carr's Milling	74	-1	4.25	2.0	8.2	(7.2)
35	29	Clambers & Fargus	30	.....	2.0	3.5	9.5	3.8
205	190	Clifford Dairies	190	-2	5.0	3.4	3.8	9.8
131	118	Do. "A" N/V	125	.....	5.0	3.4	5.7	6.4
280	220	Cullens 20p	225	.....	4.3	—	2.7	—
207	187	Do. "A" 20p	188	.....	4.3	—	3.3	—
98	80	Danish Bcn. 'A' £1	82	.....	3.5	1.5	6.1	(11.8)
37	26	England (J. E.) 5p	29	.....	0.86	1.3	4.3	25.6
58	42	F.M.C.	52	-1	—	—	5.5	—
*45	4½	Fisher (A.) 5p	45	+2	g0.31	3.5	10.0	47.2
58	37	Fitch Lovell 20p	56	.....	5.2	1.2	9.3	(12.7)
*135	107	Glass Glover 5p	134	.....	2.5	2.9	2.7	20.4
244	208	Hazlewood 20p	242xd	+2½	8.0	—	4.8	—
178	142	Hillards 10p	146	.....	†h2.63	4.1	2.6	12.2
340	254	Hinton (A.) 10p	335xd	+5½	8.0	—	3.4	—
66	60	Home Farm 10p	63	.....	2.9	2.9	6.6	7.2
114	83	Huntley & Palmer 20p	106	+1	4.44	1.3	6.7	(15.6)
260	211	Kwik Save 10p	246	+2	‡6.0	3.1	3.5	11.9
57	48	Lennons Gp. 10p	48	.....	‡2.65	1.9	7.9	(8.1)
197	164	Linfood Hldgs.	176	+2	†12.0	1.2	9.7	(13.1)
56	50	Lovell (G.F.)	50	.....	4.0	—	12.4	—
*197	147	Low (Wm.) 20p	192	+6	b6.0	1.5	4.6	15.9
112	95	Matthews (B.)	109	+3	4.38	1.6	6.1	(12.5)
90	83½	Meat Trade Sup.	89	.....	‡7.89	1.0	‡	11.3
172	132	Morris'n (W.) 10p	138	+2	1.4	6.8	1.5	14.1
£28¾	£16⅜	Nabisco Brands Inc.	£18¾	.....	Q$2.05	—	6.1	—
84	67	Needlers	67	.....	d4.0	4.1	8.5	3.9
263	178	Nichols (Vimto)	263	+8	10.0	2.4	5.4	10.8
176	148	Northern Foods	154	.....	5.0	2.4	4.6	10.7
154	132	Nurdin P'k. 10p	142	.....	d2.7	3.6	2.7	13.5
14	12	Panto (P.) 10p	14	.....	0.3	—	3.2	—
87	71	Paterson Jenks.	79	.....	†h1.88	4.4	3.4	8.0
54	46	Pyke Hldgs. 10p	46	.....	—	—	—	42.2
69	52½	R.H.M.	53xd	+½	3.86	2.6	10.4	(4.2)

FOOD, GROCERIES—Cont.

1982 High	Low	Stock	Price	+ or -	Div. Net	C'vr	Y'ld Gr's	P/E
186	154	Rowntree M. 50p	176	-4	8.0	2.2	6.5	8.5
£16¾	£13¾	Safeway $1.66⅔	£16¼	-¼	Q$2.60	—	8.4	—
650	500	Sainsbury (J.)	630xd	+6½	9.75	3.3	2.2	19.6
39	31½	Single 10p	35	-1½	‡1.33	2.2	5.8	—
155	75	Somportex	105	.....	h2.5	4.3	3.4	7.4
42	32	Squirrel H'n 12½p	32	.....	1.61	2.9	8.1	5.6
220	176	Tate & Lyle £1	178	.....	11.5	2.9	9.4	4.8
32	26	Tavener Rut. 20p	26	.....	—	—	—	25.8
64	51	Tesco 5p	58	+1	†2.55	2.9	6.3	(6.2)
115	82	Unigate	84	-1	6.2	2.3	10.5	(4.5)
132	106	United Biscuits	114	-1	5.25	2.2	6.6	8.1
60½	53	Watson Phlp. 10p	56	.....	3.3	1.9	8.4	7.4

HOTELS AND CATERERS

High	Low	Stock	Price	+ or -	Div. Net	C'vr	Y'ld Gr's	P/E
91	54	Brent Walker 5p	79	+2	1.75	3.3	3.2	18.5
19½	16	Comfort Int. 10p	16½	-½	0.6	2.2	5.4	ϕ
203	175	De Vere Hotels	200	.....	6.0	6.5	4.3	(27.8)
34½	30	Epicure 5p	30	.....	†d1.5	1.9	7.1	(8.7)
228	171	Grand Met. 50p	228xr	+3	‡8.25	2.4	5.2	9.1
195	152	Kennedy Brks. 10p	167	-3	d1.05	10.3	0.9	11.4
85	80	Kursaal (NFt £25)	80	.....	Q11.2%	—	—	—
170	127	Ladbroke 10p	157	.....	7.43	2.8	6.4	9.2
24½	19	Mt. Charlotte 10p	24½	+½	0.77	2.6	4.7	(28)
36	22	Norfolk Cap. 5p	24	.....	0.5	—	3.0	—
38	30	North (M.F.) 10p	34	.....	0.8	8.2	3.4	—
68	50	Prince of Wales	63xd	+1	2.0	ϕ	4.5	ϕ
*34	26	Queen's Moat 5p	28½	.....	b1.21	2.6	6.1	(11)
*£127	£108	Do. 10pc Cnv. 89-91	£127	-1	Q10%	9.2	19.5	—
140	133	Rowton Hotels	133	-2	7.0	1.7	7.5	11.1
8½	5½	Ryan Hotels 5p	7	.....	‡Q7.1%	—	—	—
218	180	Savoy "A" 10p	214	-2	1.15	—	0.8	—
71	47	Stakis 10p	66	.....	†1.6	4.3	3.5	10.3
130	110	Trusthouse Forte	127	+1	6.0	1.8	6.8	(8.0)
395	325	Wheeler's 10p	365	.....	5.88	2.1	2.3	28.4

INDUSTRIALS (Miscel.)

High	Low	Stock	Price	+ or -	Div. Net	C'vr	Y'ld Gr's	P/E
38	29	AAA Inds.	35	-1	‡d1.02	—	4.3	—
93	74	A.A.H.	83	.....	‡h4.7	3.1	8.1	5.5
£21	£20¼	AGA AB K50	£20¼	.....	Q15%	ϕ	3.6	ϕ
302	247	AGB Research 10p	297	+4	‡5.5	1.7	2.6	31.2
170	140	AFM 10p	165	-1	b5.75	1.9	5.0	13.9
49	28	Aaronson Bros. 10p	32	.....	1.2	8.6	5.5	(6.6)
43	32	Abbey Ltd.	32	.....	Q22.5%	2.7	14.4	3.7
62	53	Abacus Services 10p	53	.....	3.3	0.9	9.3	16.4
230	170	Aero & General	205	-5	3.5	3.1	2.4	18.7
21	17	Aero Needles	18	-1	B—	—	—	—
61	46	Alpine Hldgs. 5p	55xd	-1	5.25	ϕ	13.6	ϕ
560	410	Amal. Metal (£1)	410	.....	2.0	4.0	0.7	26.5
37	34	Amber Inds. 10p	34	.....	†2.5	1.7	10.5	(6.9)
195	147	Appld. Computer	195	.....	†0.5	9.5	0.4	41.0
35	22	Arenson (A) 10p	25	-1	‡1.28	—	7.3	—
16	9½	Armour Trust 10p	15½	-½	0.13	3.7	1.2	(28)
54	37	Ashley Ind. Tst.	37	.....	3.5	2.8	13.5	3.6
110	98	Assocd. Comms 'A'	107	-1	‡—	—	—	—
29	24	Ass. Sprayers 10p	25xd	+½	1.25	1.4	7.1	(13)
100	78	Astley & Maisley 20p	92	.....	5.0	ϕ	7.8	ϕ
91	78	Attwoods	88	.....	‡2.0	—	3.2	—
8½	3	Austin F (Ley) 10p	5½	.....	—	—	—	—
124	93	Avon Rubber £1	95xd	.....	‡3.0	—	4.5	—
38	31	BBA Group	37	.....	1.74	1.8	6.7	(10)
182	137	B.E.T. Defd.	177	+1	7.57	2.5	6.1	7.6
180	144	BOC Group	180	+2	†5.11	4.9	4.1	5.3
£135	£111	Do. 9pc Cnv Ln. 2000/5	£135	.....	Q9%	22.5	f6.9	—
366	318	BTR	330	+4	8.75	2.1	3.8	14.4
228	175	Baird (Wm.) £1	202xd	-2½	12.95	1.8	9.2	(7.6)
22	15	Bardsey 10p	18xd	-½	0.3	3.2	2.7	(10)
177	133	Barget	135	-5	21.0	—	1.1	—
36	32	Barrow Hepburn	32	.....	2.2	1.6	9.8	(8.1)
95	62	Bath & Portland	95	+1	4.5	2.1	6.8	9.5
£20¼	£16⅝	Baxter Trav. US$1	£19⅛	.....	Q46c	—	1.3	—
211	172	Beatson Clark	211	+1	8.5	3.0	5.8	7.3
282	214	Beecham	277xd	+1½	8.0	q1.6	4.1	(18)
12	9	Bellair Cos. 10p	8	.....	—	—	—	—
30	22	Benlox 10p	23xd	+½	0.5	ϕ	3.1	ϕ
85	67	Berisfords	81	.....	4.0	3.2	7.1	4.8
41	26	Berwick Timpo	27	.....	2.0	—	10.6	—
377	333	Bestobell	372	+4	13.0	1.8	5.0	13.5
260	206½	Bibby (J.) 50p	255	+5	b5.67	3.5	3.2	10.6
158	130	Biddle Hldgs.	142	.....	d9.0	2.5	9.1	6.3
43	28	Bifurcated Eng.	43	.....	0.35	—	1.2	—
104	80	Billam (J.) 10p	80xd	-5½	5.7	ϕ	10.2	ϕ
38	29	Black Arrow 50p	36	.....	†2.5	1.7	9.9	7.5
303	211	Black (P) Hldgs	303	+5	†4.54	5.2	2.1	12.2
127	84	Blundell Perm.	126	.....	5.6	2.9	6.8	7.4
61	53	Bodycote Int'l.	56	+1	4.0	1.9	10.2	(6.3)
15½	12	Bogod Pel. 'A' 10p	12	.....	‡0.8	2.5	‡	3.0
74	52	Booker McC.	70	.....	‡2.5	2.3	7.1	7.8
288	185	Boot (Henry) 50p	288	.....	13.0	1.7	6.4	(11)
239	193	Boots	218xd	+½	8.5	2.2	5.6	10.0
£16¼	£12½	Borg-W. US$2.50	£14⅝	.....	Q$1.40	—	5.1	—
263	202	Bowater £1	214	-1	11.5	1.9	7.7	(7.5)
64	42	Braby Leslie 10p	52	.....	†2.5	—	6.9	—
55	37	Brady Inds. "A"	52	.....	4.25	—	11.6	(5.9)
146	127	Brammer (H.) 20p	134	.....	5.7	2.2	6.1	10.9
52½	39½	Brengreen 10p	49	.....	†0.7	3.3	2.1	13.5
5½	3	Bridgend Proc. 5p	3½	.....	—	—	—	—
84	58	Bridon	59	+1	3.5	2.0	8.5	(8.0)
38	23	Bridport-G 20p	35	.....	†1.42	—	5.8	—
226	170	Brit. Aerospace 50p	223	.....	7.8	3.4	5.0	6.6
65	62	BB & EA	65	.....	†2.0	4.7	4.4	6.4
50	42	Brit. Cine T. 12½p	50	.....	2.1	—	6.0	—
30	28	Brit. Syphon 20p	28xd	.....	1.0	—	5.1	—
167	124	British Vita	130	.....	5.4	2.8	5.9	7.1
625	425	B. H. Prop. $A2	452	-3	Q40c	2.1	5.3	9.8
30	23	Brook St. Br. 10p	24	.....	0.1	—	0.6	—
31	18	Brooks Wat. 20p	27½	.....	Q1.1%	1.5	8.5	11.3
27½	18	Brown Bov. Kent	27½	.....	—	—	—	—
122	102	Bruntons (Mussl.)	116	-2	10.17	1.2	12.5	(8.7)
45	28	Burco Dean	28	-1	1.0	8.4	5.1	—
8½	6	Burndene 15p	8	.....	—	—	—	—
28½	24½	Burns Anderson 10p	27½	+½	1.6	0.4	8.3	—
95	80	[illegible] 10p	89	.....	d1.0	5.8	1.7	12.3
23	18	C. H. Ind'ls. 10p	20	.....	2.42	8.1	17.3	—
236	164	CSR A$1	179	-4	Q18c	ϕ	6.9	ϕ
64	57	Camrex 20p	64	+3	4.02	1.5	9.0	9.6
70	55	Canning (W.)	66	.....	3.96	1.2	8.6	(12)
37	27	Coparo Inds.	27	-1	—	—	—	—
198	104	Cape Industries	184	.....	5.6	1.0	7.7	(16)
24	16	Caravans Int. 20p	20	.....	—	—	—	—
210	170	Carlton Inds.	175	.....	7.5	2.2	6.1	8.6
14	11	Cawdaw Ind.	13½	.....	—	—	—	—
300	192	Cawoods	290	.....	‡9.35	4.7	—	13.6
25½	18	Celestion 20p	23½	-1½	d1.0	—	—	—
16	10½	Cent. Sheerwd. 5p	14½	.....	1.05	0.5	10.5	24.8
135	114	Centreway 50p	115	.....	5.0	—	6.2	—
52	42	Cham'b'lan Ph. 10p	52	.....	3.1	1.7	8.5	8.5
32	23	Change Wares 20p	23	.....	—	—	—	—
149	108	China Light HK$5	146	-8	†Q53c	—	3.2	—
41	25	Christie-T. 10p	26	.....	†4.0	—	‡	16.8
146	118	Christies Intl. 10p	132	.....	7.0	1.5	7.6	11.4
128	99	Chubb 20p	122	-1	5.43	1.1	6.4	(10)
138	103	Clarke (Clement)	136	.....	3.01	3.1	3.2	(14.8)
84	46	Cole Group	84	.....	2.0	—	3.4	—
22	12	Combined Tech 10p	20	.....	—	—	—	—
177	78	‡Consultants 10p	177	+9	—	—	—	16.8
£17½	£14⅛	Cont'l. Grp. $1	£15¾	.....	Q$2.60	—	9.3	—
31	24	Cont. Stationery 5p	31	.....	2.15	1.7	9.9	7.6
45	35	Cope Allman 5p	38½	-1½	†2.0	8.7	7.4	(8.2)
52	39	Copydex 10p	40xd	-1	2.4	ϕ	8.6	ϕ
40	32	Cosalt	38	.....	—	—	—	—
39	32	Courtney Pope 20p	38	.....	3.05	3.8	11.4	4.6
35	25	Cowan de Grt. 10p	31	.....	d3.5	0.8	14.3	—
92	56	Crean (J.)	88	.....	1040%	2.1	1.5	11.1
107	81	Crest Nichol 10p	105	+1	2.85	3.1	3.9	12.1
18	6	Crosby Wd'd 10p	8	.....	0.05	—	0.9	—
338	279	Dalgety £1	279	-1	22.0	1.6	11.3	(6.3)
60	46	Davies & N'man	74	-2	d3.0	—	5.8	—
737	525	De La Rue	558	+2	22.08	q1.6	5.9	(12)
14	9½	Diamond St. 10p	14	+1	—	—	—	—
9½	7¼	Dinkie Heel 5p	7	.....	0.45	1.4	8.6	(10.7)
278	190	Diploma 10p	266	.....	†d3.8	2.8	2.0	25.0
88	80	Dobson Park 10p	82½	.....	5.21	1.7	9.2	8.1
70	55	Dom Hldgs. 10p	68	.....	d4.28	0.2	9.0	—
£17½	£11½	Dover Corp. US$1	£11¼	.....	Q66c	—	3.1	—
28	21½	Downs Surg'l. 10p	23½	.....	0.6	1.2	3.5	(28)
53	38½	Duray Brum. 10p	58	.....	2.0	1.6	5.7	(13)
70	55	Dundonian 20p	68	+2	3.75	ϕ	8.1	ϕ
278	240	Dunhill Hldgs.	270	-5	11.0	ϕ	6.0	ϕ
57	42	Duple Int.	42	.....	2.9	0.1	9.9	—
15	9	Duport	14½	.....	B—	—	—	—
8	6	Dwek Group 10p	7½	+½	0.24	ϕ	4.8	ϕ
107	78	Dyson (J. & J.)	96	+2	†2.5	—	3.7	—
100	66	Do. 'A'	91	.....	†2.5	—	3.9	—
128	111	EIS	124	+2	4.5	2.8	5.2	7.8
84	71	Eastern Prod. 50p	76	.....	4.62	ϕ	9.0	ϕ
18	13½	Elbief 12½p	18	.....	d1.3	1.8	10.3	14.2
82	69	Elect. 10p	78	+5	3.4	2.2	6.2	8.5
925	790	Electrolux B Kr50	812	+12	Q16%	ϕ	9.2	ϕ
28	18	Elson & Robbins	24	.....	0.1	—	0.6	—
9	6½	Elswick H'per 5p	8	.....	‡1.15	—	—	—
£20	£16⅛	Embart Corp. $1	£19	.....	Q$2.40	—	7.8	—
12	8	Emray 5p	11½xd	.....	0.5	—	6.2	—
174	143	Eng. China Clays	174	.....	7.2	2.1	5.9	10.5
96	80	‡Equipu 10p	96	.....	bd3.1	2.1	4.6	14.8
58	50	Erskine House	52	+2	—	—	—	10.0
155	123	Esperanza Intl. 12½p	123	.....	6.7	1.3	7.8	(10)
£16	£11¼	Esselte AB K50	£11¼	-⅛	Q16%	1.8	6.3	8.1
86	71	Euro Ferries	75	+2	3.1	q2.3	5.9	(7.2)
98	77	Evode Grp.	90	+1	1.85	4.8	2.9	(8.8)
340	235	Extel	340xd	+5½	9.0	ϕ	3.8	ϕ
37	31	Fealex Agric. 10p	34	-1	1.15	ϕ	4.8	ϕ
170	146	Fenner (J. H.)	153	-1	9.0	1.7	8.4	(8.6)
180	74	Ferguson Ind.	98	.....	5.5	1.4	8.0	(11)
26	26	Findlay Hardware	26#	.....	‡B—	—	—	—
31	22	Fitzwilton	24½	+2½	Q1.9%	0.6	26.3	9.2
100	75	Fletcher Chlge NZ$0.5	85	.....	†Q30%	2.8	8.3	4.4
49	37	Flexello C. & W.	47	.....	—	—	—	—
23	16	Fogel Int. 10p	17½	.....	‡d7.14	—	‡	—
82	61½	Fogarty (E.) 30p	64	-1	4.02	2.1	9.0	(6.9)
82	62	Do. Defd	62	-1	—	—	—	—
216	177	Foseco Minsep	192	.....	7.0	2.8	5.2	(11)
139	112	Fothergill Harvey	125	+2	7.75	1.2	8.9	13.8
82	63	Francis Inds.	63	-1	5.0	1.5	11.3	(7.4)
135	95	French Thos. 10p	130	.....	6.0	3.3	6.5	5.3
102	85	Friedland Dgt.	93	.....	5.1	2.8	7.8	6.9
262	230	G.R. (Hdgs)	238	.....	7.0	4.9	4.3	6.2
11½	8½	Gartons 10p	8½	-½	—	—	—	—
69	50	Gestetner 'A' & N/Vg.	53	-1	2.63	2.3	7.1	(7.0)
41	28	Gieves Grp. 20p	29	.....	—	—	—	—
717	418	Glaxo 50p	717	+10	†11.25	2.8	2.2	18.3
36	22	Gorome Hlds.	29	-1	—	—	—	—
63	47	Grampian Hdgs.	51	.....	4.5	0.5	12.6	(18.0)
252	212	Granada 'A'	228	+2	4.8	2.8	3.1	16.3
22	12	Grinshawe 20p	20	.....	—	—	—	—
144	95	Gripperrods 10p	98	-2	‡5.25	5.2	‡	2.7
*7½	4½	Grovebell Gp. 5p	5	-½	B—	—	—	15.0
For Hallam Sleigh See Widney								
115	83	Halma 10p	115	+2	†h1.22	3.3	1.5	28.3
60	42	Hamilmex Cp. 25c	50	.....	Q9c	1.4	0.8	6.6
171	136	Hanson Trust	171	+1	†h5.0	2.7	4.2	(19.8)
£124	£107	Do. 9½pc Cnv. 2001-06	£124	+2	Q9½%	13.5	f8.0	—
57	45	Hargreaves 20p	57	.....	2.75	1.8	6.9	(10)
102	74	Harris (Ph.) 20p	78	.....	6.2	1.9	11.4	6.3
7½	5	‡Hartons 5p	5	.....	—	—	—	—
54	36	Hawkey & Thompson 20p	46	.....	‡1.4	—	4.3	—
33	21½	Hawkins & Tipson	24	.....	1.0	—	6.0	—
91	60	Hawley Grp.	82	-1	2.66	—	4.7	ϕ
9¾	6¼	Hawtin 5p	6½	.....	—	—	—	—
55	42	Hay (Norman) 10p	49	.....	3.1	ϕ	9.0	ϕ
177	155	‡Haymers	173	.....	10.5	1.8	8.7	7.8
127	96	Hepworth Cmc.	126	.....	5.25	1.6	6.0	14.7
49	31	Hestair	30	+2	2.0	3.1	7.1	(4.8)
64	47	Hewitt (J.)	60	.....	1.95	5.1	4.6	4.5
84	46	Highgate & Job 50p	80	.....	—	—	—	—
146	85	Hill (Chas.) £1	98	.....	—	—	—	—
192	104	Holden (A.)	181	.....	5.0	2.2	3.9	13.7
25	12	Hollis Bros.	22	.....	—	—	—	—
58	45	Holt Lloyd Int. 10p	50	-1	3.17	ϕ	9.3	ϕ
107	78	Hoover 'A'	92	-1	—	—	—	—
126	108	Hoskins & H 20p	110	.....	5.0	2.3	6.5	7.8
65	52	Howard Tenens	52	-1	†1.55	0.6	4.3	57.7
290	225	Hunting Assoc.	290xd	+2½	5.0	ϕ	2.5	ϕ
146	100	Huntleigh 10p	144	+1	1.7	4.0	1.7	16.2
177	130	Hutch. Whampoa 50c	158	-5	Q40c	4.3	2.5	9.5
13½	6½	Hyman (I. & J.) 5p	6½	.....	0.1	—	2.2	—
£18¼	£15¼	I. C. Industries $1	£16	-⅛	Q$2.28	—	7.9	—
66	28½	ICL	59	-5	—	—	—	—
47	38½	Ingall Inds. 10p	47	.....	†2.75	2.0	8.4	14.1
281	241	Initial	246	-7	†9.0	2.5	5.2	10.3
64	15½	Inter-City 20p	55	.....	—	—	—	—
162	98	J. B. Holdings 10p	133	-2	4.0	6.4	4.3	5.3
195	145	Jacksons Bourne	172	-8	5.0	1.4	4.2	25.4
28	21	James (M.) Inds. 10p	28	.....	†1.0	3.3	5.1	6.6

CANNING

CANNING CAN DO: METALS AND ELECTRONICS.

Canning subsidiaries recover precious metals from photographic and jewellery trade waste, plating chemicals and electronic scrap; have good delivery status on the London Silver Market; supply high grade porosity-free aluminium castings; and distribute a vast range of electronic components and accessories.

The Metals and Electronics Group includes:

John Betts Refiners – Smelter and refiners of precious metals.

W. Canning Refiners – Accepted melter and assayer on the London Silver Market.

Copal Foundries – High quality aluminium gravity, die and sand castings to BS.1490.

HB Electronics – Distributors of electronic components and production aids.

Brochure available from W. Canning plc.
133 Great Hampton Street, Birmingham, B18 6AS.

WHAT CAN CANNING DO FOR YOU?

INDUSTRIALS—Continued

High 1982	Low	Stock	Price	+ or −	Div. Net	C'vr	Y'ld Gr's	P/E
180	119	Jardine M. $HK5	168	−2	†Q92c	2.3	5.3	8.3
49	34	Jenks & Cattell	34		1.0	—	4.2	—
258	187	Johnson Clnrs.	204	+7	7.7	2.3	4.5	13.6
295	245	Johnson Mthy. £1	272	+2	9.5	2.3	5.0	(8.8)
80	64	Jourdan (T.) 10p	68		5.25	0.6	11.0	(21.0)
48	40	Kalamazoo 10p	43		2.5	0.9	8.3	10.5
178	135	Kelsey Inds.	150xd	−2½	8.0	2.1	7.6	8.6
152	138	Kennedy Sm. 10p	140		†4.38	4.1	4.5	7.4
310	200	Kershaw (A.) 5p	208	−10	21.75	0.5	15.5	(8.8)
51	41	Kleen-E-Ze Hldgs.	48		5.5	0.7	17.9	(12.8)
68	58	L.C.P. Hlds	59		4.3	0.8	11.0	(17.2)
56	39½	L.R.C. Int. 10p	55½	−½	2.5	1.6	6.4	12.6
46	34	Lawtex	37		‡1.5	—	‡	—
188	153	Lead Inds. 50p	166		9.66	1.8	8.3	(9.0)
373	277	Lep Group 10p	373	+3	16.5	2.1	6.3	8.7
18	10	Leisure Prods. 5p	10	−1	—	—	—	—
37	28	Lilleshall 10p	28		2.5	—	12.8	—
68	39	Lon. & Liv. 10p	60	+2	†1.7	3.3	4.0	8.9
102	90	London & Midl'd	90		7.75	1.1	12.3	(8.7)
52½	36	Lon. & Nthn. Grp.	46xd	−1	3.75	φ	12.3	φ
32½	23	#Lon. Prv. Health	32½		—	—	—	φ
9½	3½	Long Hmbly. 10p	4		8—	—	—	—
46	36	Longton Inds.	39		1.0	—	3.7	—
72	33	Lonsdale Univsl.	66		‡1.0	0.9	2.2	(9.0)
195	95	Low & Bonar 50p	98		7.0	1.6	10.2	(7.6)
33½	22½	M.Y. Dart. 10p	22½	−½	1.33	—	8.5	—
168	106	M'c'rthy Ph. 20p	168		7.0	2.8	6.0	7.8
108	70	Macfarlane Gp.	108		4.0	2.2	5.3	11.1
37	28	Maclellan 20p	36		1.43	1.4	5.7	(15.0)
86	63	Macpherson (D.)	64	−3	4.2	1.5	9.4	9.3
62	53	Magnolia Group	59		2.3	3.9	5.7	5.8
108	80	Man. Ship Can. £1	88	−3	—	—	—	—
49	41	Marley	42	−1	2.25	1.5	7.8	(8.8)
37	29	Marling Ind. 10p	37	+½	†0.94	3.8	3.6	(8.8)
49	33½	Marshall L'xy. 'A'	38		2.8	3.4	10.5	3.4
88	72	Marshall's Univ	72xd		8.1	—	0.2	—
37	28	Martin-Black	33		—	—	—	—
£138	£101	Matheson 7⅛pc	£138		07⅛%	2.3	f5.7	—
188	168	Maynards	168		9.38	2.7	8.0	(5.1)
190	152	Metal Box £1	166	+16	11.55	φ	10.3	φ
133	109	Metal Closures	133		5.7	2.6	6.1	7.1
21	15½	Metalrax Jentique	16½		‡1.3	0.1	‡	—
15	7	Mettoy	10	−1	—	—	—	—
11	6	Do. Defd.	8		—	—	—	—
25	17	Moben Grp. 10p	21		φ	—	f4.5	5.4
£132	£108	M'santo 5pc 82-6	£114	−5	05%	—	f4.3	—
129	115	Morgan Crucible	120xd	+4	7.5	φ	8.9	φ
61	44	Moss (Robt.) 10p	61	+2	1.8	φ	4.3	φ
58	41	Nash Inds.	43		4.0	2.6	13.3	3.3
£41	£35½	N.C.R. 4% 93/98	£40		Q4%	φ	f10.1	—
*36	11	Neill&Sp'ncer 10p	13		—	—	—	—
39	23	New Equip 10p	39	+2	1.05	5.4	3.8	6.9
47	30	Nolton	47		†0.6	0.9	‡	(21.7)
111½	87½	Norcros	103½	+2½	5.52	2.2	7.6	7.0
39	29½	Nu-Swift 5p	36½	+½	2.14	—	8.4	—
125	110	Oakwood Grp.	110		δ6.5	2.4	8.4	6.9
360	285	Office & Elect.	355		7.5	3.3	3.0	14.2
15	11	Overstone 12½c	13		Q8c	φ	12.3	φ
£77½	£62½	Ozalid Fin. Cv.	£77½	+½	Q9%	—	f12.6	—
46	39	P. H. Industrials	45		h5.5	1.8	17.1	7.1
148	115	Parker Knoll 'A'	146	−2	7.5	3.2	7.3	6.0
218	184	Pauls & Whites.	214		6.5	3.9	4.3	8.5
13½	11½	Peck Holdings	13		—	—	—	—
97	86	Peerless	93		6.3	1.4	9.7	(9.8)
74	66	Pentland 10p	72		1.96	4.1	3.9	7.0
105	48	Pentlow 10p	105		—	—	—	—
17	10	Pentos 10p	13		B—	—	—	—
80	66	Petrocon 12½p	69		2.5	3.8	5.2	6.1
29	23	Phillips Patents	26		1.0	—	5.1	—
475	430	Photo-Me 50p	454		9.45	5.0	3.0	7.2
300	225	Pilkington Br. £1	237		10.5	3.2	6.3	5.4
£60	£52	Pitn'y Bowes Ln.	£59	−1	Q5½%	φ	9.6	—
31	27	Plastic Const. 10p	27½	+½	d2.1	1.1	10.9	(10.0)
*9	5½	Platignum 5p	8		0.01	—	—	—
59	56	Polymark 10p	59xd		3.7	1.5	9.0	(9.2)
565	500	Portals	565		14.0	3.4	3.5	9.0
262	218	Powell Duff. 50p	236		14.25	2.8	8.6	(5.8)
*74	56	Pres (Wm.) Grp. 10p	56xd	−1	g3.18	φ	8.1	φ
195	124	Prestige Group	178		6.88	2.8	5.5	8.3
97½	77	Pritchard Svs.	86½		2.5	1.8	4.0	(17.2)
53	42	R.F.D. Group 10p	53		2.8	1.4	7.5	(12.9)
54½	50	Radiant Metal	50		3.0	1.8	8.6	9.5
200	159	Rank Org.	163	−1	10.8	1.8	9.5	(7.2)
322	246	Reckitt & Colman	296	−4	9.8	2.6	4.7	9.3
153	114½	Redfearn Glass	143xd	−1	8.28	0.7	8.3	(32.9)
34	27	Reed Exec 10p	34		0.1	—	0.4	—
324	240	Reed Intl. £1	322	−2	14.0	φ	6.4	φ
91½	82½	Relyon PBWS	83½xd		h4.38	2.1	7.5	9.2
193	159	Renown Inc. Y50	168		Q25%	—	1.7	—
96	83	Renwick Group	83		—	—	—	—
96	76	Restmor	90		5.0	2.7	7.9	6.7
23	17	Rexmore	20		†1.0	—	7.1	—
505	424	Ricardo	500		8.5	3.0	2.4	17.5
17	10	Rock Darham 10p	12		—	—	—	—
82	52	Rockware	79	+1	2.1	2.2	3.8	(10.1)
55	43	Rolfe & Nolan 10p	54		1.5	2.7	4.1	10.9
185	110	Ropner	140		h4.33	4.0	4.4	7.1
183	95	Do. 'A'	130		h4.33	4.0	4.8	7.6
14	7	Rotaprint 20p	12	+1	0.1	—	1.2	—
26	19	Rowan & Boden	19	−1	0.5	—	3.8	—
195	160	Royal Worcs.	190		8.6	2.2	6.5	8.1
147	132	Russell (A.) 10p	143	+3	†h1.25	6.6	1.2	13.3
17	12½	Ryan (L.) 5p	13½		—	—	—	7.3
*151½	86	St. George's Gp. 10p	151½	+3½	b4.0	2.4	4.3	(11.7)
225	184	Sale Tilney	220		8.0	3.4	5.2	6.3
75	44	Sandhurst Mkt. 10p	71xd	+1½	2.09	φ	4.2	φ
54	38	Sangers Grp.	42		—	—	—	—
162	130	Scapa Group	139	+2	†6.55	3.0	6.7	5.5
529	£22⅝	Schlumberger $1	£22⅝	−¼	Q96c	—	2.4	—
105	85	Scotcros	98		5.52	1.4	8.0	(10.8)
37½	30	Scot. Heritable	36	+1	3.0	2.1	11.9	(4.6)
72	52½	Sears Hldgs.	67½		2.5	2.8	5.3	10.3
253	221	Securicor Gp.	227		h1.19	5.5	1.3	20.4
151	117	Do. 'A' N-V	127		h1.19	5.5	1.4	17.9
170	139	Security Services	165		h2.25	3.4	2.0	21.7
170	137	Do. 'A' N-V	155		h2.25	3.4	2.0	20.3
71½	58½	Sharna Ware 20p	69		d1.73	4.8	3.6	7.2
80	72	#Sheldon Jones	80	+2	5.5	2.5	6.2	8.7
188	146	Sidlaw Group 50p	180	+9	†6.67	2.5	5.3	(8.6)
176	165	Siebe Gorman	176		7.26	2.7	5.9	7.1
123	88	Silentnight 10p	100	−4	5.0	3.1	7.1	5.0
38	35	Silv'rthorne 10p	36		1.75	3.7	6.9	4.5
82	76	Simpson (S.) 'A'	78		†3.0	1.3	5.5	(14.0)
304	263	Sketchley	266	−2	†10.5	1.5	5.6	9.8
117	95	Smith&Neph. 10p	117xd	+1	†3.56	2.9	4.3	13.6
375	323	Smiths Inds. 50p	368		10.5	2.9	4.2	9.4
30	24	Solic. Law 20p	25	+1	—	—	—	—
20	18	Sonic	20		1.0	—	7.1	—
393	273	Sotheby P.B.	307		12.5	2.1	5.8	(9.5)
67	45	Sparrow (G.W.) 20p	67		0.75	φ	1.6	φ
95	77	Spear (J.W.)	85		6.0	0.8	10.1	(8.0)
17	10	Spencer Gears	16		†0.75	2.1	6.7	(8.4)
100	81½	Spring Grove	82xd	+½	4.0	2.8	7.0	10.1
36	24	Staffs. Potts	26		0.01	—	—	—
102½	93	Do. 10pc Cnv Pf £1	93xd	−2	10%	—	15.4	—
102	92	Std. Furniture	94	+2	5.0	1.5	7.6	11.2
101	71	Std. Fireworks	101	+6	h5.0	3.7	7.1	5.4
46	27	Standard Ind.	37		†0.9	—	3.5	—
55	28	#Staneico 10p	40		—	—	—	12.3
210	180	#Star Comp. 10p	205		g2.0	4.4	1.4	20.8
187	161	Steetley	175		10.5	1.6	8.6	12.3
40	33	Steinr Hldgs HK$1	36		Q40c	—	10.6	—
36	30	Sterling Inns 2½p	35	+2	1.65	8.8	6.5	(18.0)
133	110	Stocklake	112		†6.0	1.4	7.7	3.2
99	59	Stonehill Hlds.	60		h3.5	0.2	8.3	—
115	97	Sunlight Serv. 10p	105		3.38	φ	4.6	φ
43	27	Sutcliffe Speak.	29		—	—	—	—
£10⅛	912	Swedish Match K50	£10⅛	+¼	Q14%	φ	6.5	φ
129	85	Swire Pac. A 60c	108	−4	Q76c	2.1	7.0	6.8
197	175	Sykone	188		d9.0	1.5	6.8	(10.0)
6	4	Talbex 5p	4½		—	—	—	—
107	87	TSL Th'mal Synd	91		7.0	0.8	11.0	(33.1)
8	5	Th. Times Vn. 5p	8		—	—	—	—
40	37	Third Mile Inv.	39		1.58	1.9	5.8	(10.0)
152	105	TNT A$0.50	116xd	+1	Q12c	3.4	6.2	4.7
169	131	Tilling T. 20p	135	+1	8.0	1.9	8.5	7.4
72	58	Toothill R.W	69		†3.5	2.8	7.2	6.2
47½	35½	Toye	47½	+½	1.75	8.8	5.3	(18.2)
136	96	Trafalgar H. 20p	129	+2	†6.2	2.4	6.9	(7.1)
80	64	Transport Dev.	72		4.25	1.4	8.4	11.2
105	95	#Trident Comp 10p	95		†d1.0	5.8	1.5	16.3
63	43	Triefus	43		0.63	—	2.1	—
108	58	Turner & New. £1	65	+1	3.0	—	6.6	—
52	32	UKO Intl.	36		‡5.0	0.2	‡	—
670	575	Unilever	587	+4	26.87	3.0	6.5	5.4
£20⅝	£18⅝	Uni'v N.V. Fl.12	£18¼	−⅛	Q60.2%	3.0	8.0	4.3
81	74	United Gas Inds.	79		4.9	1.7	8.9	(7.8)
23	15	U. Guarantee 5p	20		—	—	—	—
186	150	United Parcels	185		4.5	3.2	3.5	11.4
24	24	Unochrome 10p	24#		†0.65	5.9	3.9	5.9
66	50	Valor	64	+2	†2.66	2.4	5.9	(7.9)
5½	3½	Viners 10p	3½		φ—	—	—	—
305	200	Vinten Grp. 20p	302	+6	t2.1	4.2	1.0	34.1
16	10	"W" Ribbons 10p	11	+1	—	—	—	—
130	100	W.G.I.	118		t8.4	0.3	10.9	—
39	32	Wade Potts. 10p	36		2.0	0.8	7.9	(24.1)
9¼	4	Walker Hmr. 5p	4		—	—	—	8.8
236	210	Ward (T.W.)	225		φh11.0	2.2	7.0	8.8
22½	17	Waterford 5p	19		Q6.3%	2.5	7.8	6.2
457	412	Watshams	458	−2	10.0	1.9	3.1	20.7
69	62	Watson R.K. 10p	62		d3.3	1.4	7.6	13.1
85	71	Wedgwood	72½	+½	†3.3	3.7	6.5	5.1
182	148	Westn. Board 10p	182		†5.9	2.5	4.6	12.4
65	47	W'lock. M.A. HK$1	58	−1	Q30c	3.3	5.1	3.7
305	198	Whatman R Angel	305	+12	5.0	5.0	2.3	10.4
69	56	Whitecroft	65	+1	†3.85	1.3	8.5	(11.8)
*15	6	Widney 10p	10		B—	—	—	—
60	44½	Wilkes (J.)	58	+2	d4.13	—	11.8	—
22	3	Wilkins Mitchell	6		φ—	—	—	—
17	9	#Williams Syst. 10p	10		—	—	—	—
31	16	Williams (J.)	20		‡1.0	—	‡	—
132	86	Wills (George)	125		6.0	2.6	6.9	7.5
380	300	Wolseley-Hughes	358		†13.75	2.9	5.6	6.8
70	48	Wimpey Sta. Lbry	70		0.75	1.9	1.5	(40.8)
25	20	Wood (Arthur) 5p	20		—	—	—	—
215	140	Wood Hall	210#		†6.21	0.2	4.2	—
95	78	#Zygal Dyn. 5p	91	−1	d0.75	φ	1.2	φ

INSURANCE

High 1982	Low	Stock	Price	+ or −	Div. Net	C'vr	Y'ld Gr's	P/E
£16¾	£14½	Alexander & Alexander	£14⅝		Q$1.94	—	7.5	—
£52	£46½	Do. 11pc Cnv. $100	£49		Q11%	—	12.6	—
£107½	£98	Allianz Vers. DM50	£105		Q20%	—	2.3	—
32	25	Brentnall Bo. 10p	28		—	—	—	—
290	250	Britannic 5p	256	+4	16.13	—	9.0	—
£12½	£10⅛	Combined Int. $1	£11⅛		Q$1.80	—	8.6	—
150	122	Comm. Union	133	+2	11.8	—	12.7	—
391	306	Eagle Star	348xd	+2	15.0	—	6.2	—
17	8	Edin. Gen. Ins. 10p	10		0.3	—	—	—
£111	£92	Ennia UK 9%Cnv.	£108	+3	Q9%	—	f8.4	—
452	372	Equity & Law 5p	394	+2	15.0	—	5.4	—
328	292	Gen. Accident	298	+2	16.25	—	7.8	—
316	262	G.R.E.	272	+2	17.5	—	9.2	—
335	280	Hambro Life 5p	305	+2	d11.52	—	5.4	—
360	273	Heath (C.E.) 20p	313xd	+½	13.1	φ	6.0	φ
116	97	Hogg Robinson	97	−2	6.0	2.6	8.8	7.9
326½	280	Ins. Corp. Ireland	290		Q60%c	φ	4.3	φ
252	200	Legal & General	251		13.0	—	7.4	—
£10	800	Liberty Life SA R1	875		Q144c	—	9.0	—
292	218	London & Man.	225	+2	11.9	—	7.5	—
215	175	LondonUnited 20p	179		10.0	2.8	8.0	8.8
£20	£15¾	Marsh McLen'n $1	£18⅞		Q$2.20	—	6.5	—
202	138	Minet Hldgs. 20p	202	+6	5.7	2.4	4.0	14.0
416	356	Pearl 5p	364	+4	23.0	—	9.0	—
266	216	Phoenix	242	+4	16.8	—	9.9	—
257	219	Prudential	250		12.5	—	7.1	—
268	218	Refuge 5p	236	+4	14.5	—	8.8	—
377	322	Royal	347	+12	25.25	—	10.4	—
173	145	Sedgwick 10p	171	+3	6.0	2.2	5.0	12.7
117	97	Stenhouse	114	+1	5.1	1.8	6.4	10.2
255	200	Stewart Wr. 20p	245		13.0	1.6	7.6	10.6
912	744	Sun Alliance £1	770		43.0	—	8.0	—
334	306	Sun Life 5p	334	+2	11.0	—	4.7	—
734	523	Taisho Mar. EDR	527	−8	Q10%	—	0.2	—
180	157	Trade Indemnity	160		6.92	—	6.2	—
£29⅞	£22¾	Travelers $2.50	£25⅞	−¾	Q$2.28	—	7.9	—
482	365	Willis Faber	480	+5	15.0	2.2	4.5	14.3

LEISURE

High 1982	Low	Stock	Price	+ or −	Div. Net	C'vr	Y'ld Gr's	P/E
61½	57	A-R TV Pref. £1	60		5.95	34.1	13.9	—
133	103	Anglia TV 'A'	130		6.0	3.2	6.6	6.4
122	76	Assoc. Leisure 5p	121		5.25	1.6	6.2	13.8
76	45	Barr & W.A.T. 'A'	53	+1	1.0	—	2.7	—
54	44	Black Edgtn. 50p	48		0.1	—	0.3	—
132	106	Boosey & Hawkes	106		1.9	—	2.6	—
63	42	Campari Int. 20p	56		†3.1	2.0	7.9	(7.4)

LEISURE—Continued

High 1982	Low	Stock	Price	+ or −	Div. Net	C'vr	Y'ld Gr's	P/E
45	33	Fairline Boats 10p	38		d1.0	—	3.8	—
18	14½	GRA Group 5p	15		—	—	—	13.2
42	22	Glasgow Pavilion 10p	27		—	—	—	—
48	32	Grampian TV A 10p	44		3.25	3.8	10.6	3.5
146	107	HTV Non/Vtg.	132	+4	†10.0	2.7	10.8	4.8
218	139	Horizon	205	−7	h3.0	5.3	2.1	12.9
151	95	#Intasun 10p	134	−5	h2.8	5.7	3.0	7.1
31	22	Lancaster (D.M.) 5p	26		h0.7	3.1	3.9	10.7
159	112	LWT "A"	138	+3	†10.07	1.7	10.8	7.1
133	116	Leisure Inds. Grp.	117		h5.0	2.8	6.1	8.2
125	91	Magnet. Ag. M. 10p	94xd	+3	8.75	1.5	13.3	7.0
67	58	Medminster 10p	59		3.7	2.4	9.1	6.3
238	140	#Mecca Int 20c	185		—	—	—	—
42	33	Norton & Wrt. 10p	40	−2	d1.0	—	3.6	—
74	65	Old Swan (Pusz) 10p	68		q0.8	1.6	1.7	60.5
28	14	#Owners Abroad	25	−1½	H0.35	φ	2.0	φ
62	52	Photax (Lon.)	59		3.5	3.8	8.5	3.7
280	91	Pleasurama 5p	240	−10	†h4.75	5.2	2.8	9.6
*121	84	Riley Leisure 10p	99		h4.1	1.7	5.9	14.2
179	140	Saga Hols. 20p	144	−6	†h3.78	4.6	3.7	(9.2)
163	125	Samuelson 20p	155		d8.77	—	8.1	—
99	76	Scott. TV 'A' 10p	86		7.0	3.8	11.6	3.2
50	36	#SelecTV 10p	40		—	—	—	—
18	13	TSW 5p	15½		H0.6	—	5.5	—
51	31	#TVS N/Vtg 10p	50		—	—	—	—
100	62	TridTV 'A' 10p	69		4.26	2.1	8.8	7.0
210	92	21st Century Dist. Con.	190		—	—	—	—
27½	19	Webb (Jos.) 5p	19		†d0.51	2.5	3.8	11.7
93	69	Zetters 5p	77	−1	2.75	3.1	5.1	9.0

MOTORS, AIRCRAFT TRADES

Motors and Cycles

High 1982	Low	Stock	Price	+ or −	Div. Net	C'vr	Y'ld Gr's	P/E
20	14	B.L. 50p	17		—	—	—	—
124	93	Gen. Mtrs. Units	119	−2	Q12c	—	5.6	—
55	20	#Hesketh Motor 50p	29#		—	—	—	—
202	133	Honda Motor Y50	161	−3	Q10%	φ	0.7	φ
32	24	Lotus Car 10p	27		0.7	4.1	3.7	7.1
12⅛	8½	#Reliant Motor 5p	12		—	—	—	—
£15¼	£12½	Volvo Kr50	£14⅛	+⅛	Q18%	3.2	6.0	5.3

Commercial Vehicles

High 1982	Low	Stock	Price	+ or −	Div. Net	C'vr	Y'ld Gr's	P/E
50	38	E.R.F. (Hldgs.)	47	+1	0.1	—	0.3	—
148	124	Plaxtons (GB)	142		8.5	2.2	8.6	6.0
20	9	York Trailer 10p	16		B—	—	—	—

Components

High 1982	Low	Stock	Price	+ or −	Div. Net	C'vr	Y'ld Gr's	P/E
54½	44	A.E.	46½xd	−½	†1.4	5.3	4.3	4.7
162	133	#Aerospace Eng.	158		bd7.5	1.7	6.9	11.5
85	70	Abbey Panels	72		d2.05	9.5	4.1	2.7
24	13	Airflow Stream	23		0.25	φ	1.6	φ
37	23	Armst'ng Eq. 10p	29		†0.5	—	‡	—
58	49	Automotive	50	+1	3.0	—	8.6	—
28	21	Bluemel Bros.	22		—	—	—	—
140	113	Dowty 50p	136	+3	†h3.33	3.4	3.5	9.1
77	63	Dunlop 50p	71	+4	4.0	—	8.0	—
308	237	Flight Refuelling	308	+3	3.75	3.6	1.7	19.1
28	19	Hmpn. Smith 10p	23xd	+½	0.5	12.1	3.8	3.0
59	43	Kwik-Fit Hldgs. 10p	48	+1	1.36	1.2	4.1	(27.8)
236	184	Lucas Inds. £1	190		11.0	1.6	8.3	(9.2)
43	35	Solex (UK) A 50p	43	+1	0.1	—	0.3	—
48	36½	Supra Group 10p	37xd	+½	h1.82	1.5	7.0	12.6
42	30	Woodhead (J.)	32	+2	0.1	—	0.4	—

Garages and Distributors

High 1982	Low	Stock	Price	+ or −	Div. Net	C'vr	Y'ld Gr's	P/E
116	72	Adams Gibbon	103	−1	4.13	1.9	5.7	(18.8)
9½	8	Alexanders 10p	8¼	−¼	—	—	—	16.1
71	31	Appleyard Grp.	31		0.1	—	0.5	—
76	60	Arlington Motor	76		5.0	0.5	9.4	(47.2)
17	12	BSG Int. 10p	13	−½	0.1	—	1.1	—
51	34	Braid Group 5p	50		φ—	—	—	—
119	105	Bramall (C.D.)	118		d6.0	3.6	7.3	5.4
98	75	Brit. Car Auct. 10p	97	−1	†3.5	1.9	5.2	14.1
134	110	Caffyns 50p	118		4.5	—	5.6	—
34½	27	Cowie (T.) 5p	34½		d1.6	0.5	6.6	(78.0)
96	79	Davis Godfrey	82	+1	†4.0	2.5	7.0	8.3
44	29	Dorada	30	−1	B—	—	—	—
62	48	Gates (F.G.)	60	+1	2.5	φ	6.0	φ
51	41	Glanfield Lawr.	42		—	—	—	—
28½	21	Hanger Invs. 10p	25		0.5	3.1	2.9	(12.5)
83	73	Harrison (T.C.)	77		3.1	φ	5.8	φ
95	77	Hartwells	86xd	−2	5.9	φ	9.8	φ
119	89	Heaths 20p	92		6.0	—	9.3	—
68	40	Horst (Charles)	50		d2.98	—	8.5	—
34½	24	Jessups	24		‡2.0	—	‡	—
73	54½	Kenning Mtr.	57	−½	3.5	2.6	8.8	(4.9)
129	93	Lex Service	125	−2	7.0	2.3	8.0	(6.2)
59	45	Lookers	47		3.85	2.4	11.7	4.0
12	10	Manor Nat. Group 20p	11½		—	—	—	—
10½	8	Nelson David 5p	8#		—	—	—	—
103	78	Perry (H.) Mtrs.	95		3.75	2.9	5.6	8.7
47	36	Quick (H. & J.) 10p	38		1.45	—	5.4	—
95	77	Tate of Leeds	93	+1	1.25	24.5	1.9	2.4
60	45	Western Mtr.	50		—	—	—	—
*27	23	Young (H.)	23		—	—	—	—

NEWSPAPERS, PUBLISHERS

High 1982	Low	Stock	Price	+ or −	Div. Net	C'vr	Y'ld Gr's	P/E
147	100	Ass. Book P. 20p	146xd	−1	12.5	3.2	4.1	9.8
228	173	Assoc. News	218		10.4	3.2	6.8	5.4
92	69	BPM Hldgs. 'A'	85		5.78	1.1	9.7	(22)
108	85	Benn Brothers	108		3.8	2.1	5.0	11.4
113	78	Black (A.& C.)	108	−5	5.39	1.5	7.5	(10.9)
223	200	Bristol Post	223		†11.0	0.8	7.0	(23.4)
248	213	Collins William	245		7.5	2.4	4.4	(11.8)
193	165	Do. "A"	183		7.5	2.4	5.9	(8.2)
433	365	Daily Mail 'A' 50p	427		50.0	1.8	10.0	6.8
97	91	E. Mid. Allied 'A'	94		3.5	3.0	5.3	8.6
25	19½	Fleet Hldgs.	21		—	—	—	—
98	80	#Fleet St. Ltr. 5p	98	+4	d2.5	1.9	3.6	20.6
160	138	Gordon & Gotch	138	−2	†7.5	2.1	7.8	8.8
143	128	Haynes Pub 20p	128	−2	d8.0	1.8	8.9	16.4
64	53	Home Counties	55		5.0	0.8	13.0	14.2
53	48	Independent	50		Q62.9%	8.9	16.1	9.0
365	267	Int. Thomson	363		hQ21.7c	—	3.4	—
260	230	Link House 20p	236		†10.0	2.3	6.2	10.0
162	130	L'pool D. Post 50p	147		10.2	2.2	9.9	6.3
115	90	News Int. Sp. Div.	95	+2	†3.5	3.1	5.7	8.2
357	271	Pearson Longman	357		†9.36	2.9	3.7	11.2
121	95	Portsm'th & Sund.	121	+2	3.5	φ	4.2	φ
180	139	Routledge & KP	180		†5.0	4.8	2.4	10.1
480	415	Sharpe (W.N.) Hldgs.	465		8.0	5.1	2.6	10.7
175	145	Utd. Newspapers	157		12.0	1.2	10.9	10.5
49	38	Webster Grp. 5p	44		2.5	2.3	8.1	7.7

PAPER, PRINTING ADVERTISING

High 1982	Low	Stock	Price	+ or −	Div. Net	C'vr	Y'ld Gr's	P/E
28½	21	#A.I.D. 10p	28½		0.3	5.0	1.5	17.1
79	43	Assoc. Paper	75		†2.4	2.4	4.6	10.4
35	28	Ault & Wiborg	35		1.25	1.8	5.6	(12.8)
129	45	Bemrose	126	−2	†4.0	3.7	4.6	6.6
35	21	Brit. Printing	34		—	—	—	—
108	87	Brunning Grp.	102		4.38	φ	6.3	φ
80	69	Do. Restric. Vtg.	80		4.38	φ	8.4	φ
188	154	Bunzl	167	−1	8.0	2.5	6.8	7.8
35	29	Causton (Sir J.)	30xd		2.13	—	10.2	4.8
175	147	Chapman Inds. 50p	175		6.5	2.9	5.3	8.7
82	48	Clay (Richard)	75		1.0	—	1.9	—
69	51	Clondalkin Group	55	−1	Q35.7%	4.1	13.3	2.6
28	17	Cradley 10p	26		d0.63	3.6	3.5	10.6
145	133	Cropper (James)	145	+1	2.5	1.8	2.5	(28.8)
21	18	Delyn Pack 20p	19		—	—	—	—
92	68	DRG	91		6.0	1.2	9.4	(22.1)
56	45	East Lancs. Ppr	50		3.5	2.0	10.0	(5.8)
240	210	Eucalyptus	230	−3	6.0	4.8	3.7	6.0
78	70	Ferry Pick 10p	78		h2.36	3.3	4.3	9.4
23	19	G.B. Papers	23		—	—	—	—
147	100	Geers Gross 10p	138		4.0	1.6	4.1	18.8
85	58	#Good Relats 10p	83		g2.5	1.7	4.3	19.5
74	70	Harrison Cowley	74		3.85	1.2	7.4	15.7
24½	18	H.C.A. Hldgs. 8p	23	−1½	0.15	7.8	0.9	21.9
183	130	McCorquodale 50p	183xd	+3	†8.0	2.7	6.2	(6.8)
22	13	Melody Mills	14	+1	—	—	—	—
		for Mills & Allen see Trusts Finance Land						
138	120	More O'Ferr. 10p	120		3.7	φ	4.5	φ
£18⅝	£15⅞	Ogilvy & M. $2	£18⅝	+⅛	Q$1.56	—	4.7	—
30	22	Olives Paper 20p	30		0.2	6.0	1.0	18.4
*455	305	Saatchi 10p	420	+5	b8.0	3.1	2.7	16.8
100	90	Smith (Dvid) 20p	90	−2	7.0	1.6	11.1	8.0
75	52	Smurfit (Jeffsn.)	55		Q26.1%	φ	9.7	φ
32	21	Transparent Ppr.	24	+1	—	—	—	—
58	48	Usher Walker 10p	51		4.29	2.1	12.0	5.5
25	15	Wace Group 20p	18		—	—	—	—
130	82	Waddington (J.)	112	+2	†6.0	—	‡	—
205	152	Watmoughs	175	+3	5.45	3.3	4.6	(7.4)

PROPERTY

High 1982	Low	Stock	Price	+ or −	Div. Net	C'vr	Y'ld Gr's	P/E
92	82	All'd London 10p	88xd	+1	†1.35	3.2	2.2	17.7
204	162	Allnatt London	166		d4.4	2.2	3.8	16.8
28½	22¾	Amal. Estates	22¾		—	—	—	—
84	69	Anglo Metropolitan	73	+2	†Q0.5	—	1.0	—
132	108	Apex Props. 10p	110	+2	2.0	1.3	2.6	35.5
33	25½	Aquis. Secs. 5p	29½		s1.0	1.7	4.8	15.8
122	60	Austmark Intl.	60	−5	—	—	—	—
*164	113	Beazer (C.H.) 10p	164	+2	†7.9	3.8	6.9	4.8
214	172	Bilton (Percy)	196		6.9	1.6	5.0	(15.8)
208	174	BradfordProp	178	+2	†4.0	3.7	3.2	11.9
94	70½	British Land	82	+2	†0.5	14.3	0.9	16.5
£314	£256	Do. 12pc Cnv. 2002	£272	+4	Q12%	5.1	f4.5	—
113	102	Brixton Estate	103xd	+1	3.5	φ	4.9	φ
133	108	Cap. & Counties	123xd	+1½	3.8	φ	4.4	φ
135	123	Cardiff Prop 20p	124	−1	1.6	φ	1.8	φ
19	14½	#Carlton Real 10p	14½		0.5	1.7	—	(64.3)
45½	34½	Carrian Inv. HK$1	36		17.5	φ	9.9	—
194	168	C'ntrovincial 20p	176	+1	†2.66	1.9	2.2	34.3
370	320	Chesterfield	320xd	−1	7.25	2.4	3.2	30.7
595	580	Churchb'ry Est.	590	+5	†12.0	1.7	2.9	28.9
500	480	C.A.L.A. 50p	495		†14.0	3.6	4.1	8.8
125	108	Clarke Nickolls	108	−1	4.5	3.3	6.0	5.5
265	245	Compco Hldgs 20p	265		1.95	4.5	1.0	29.9
58	37	Control Secs. 10p	48	−½	†2.76	1.5	7.8	(10.9)
51	43	C'ntry New T. 10p	44	+½	0.85	3.4	2.8	14.7
14	11	#Crest Int Secs 10p	11½		0.25	4.4	3.2	14.2
104	82	Cussins Prop. Grp.	103	+1	g4.9	2.8	6.8	6.9
213	155	Daejan (Hldgs)	161	+5	3.85	4.2	3.4	8.6
224	109	Dano Dev Cornwall	138	+4	Q16c	—	5.3	—
23	18	Dares Estates 10p	19	−1	1.25	φ	9.4	φ
99	76	Espley-Tyas	88	+1	3.96	6.7	6.4	2.5
140	130	Ests. & Agency	142		1.0	—	1.0	—
70	53	Ests. & Gen. 20p	58		1.75	1.9	4.3	(16.2)
160	136	Ests. Prop. Inv.	139	+2	7.0	1.1	7.2	17.4
77	55	Evans Leeds	59	+1	†12.0	2.2	4.8	12.8
115	95	Fairview Ests. 50p	112	+1	†4.55	2.5	5.8	7.8
178	132	Fed. Land	174		†3.69	1.0	3.0	(46.9)
23½	18	Five Oaks Invs 5p	22		B—	—	—	—
188	160	Gt. Portland 50p	162		5.0	1.2	4.4	27.3
85	74	Green (R.) 10p	76		†2.5	3.5	4.7	6.6
17	15	Greencoat 5p	16½	+½	—	—	—	—
162	124	Greycoat Ests. 10p	128	+2	†1.0	4.0	1.1	54.8
*637	520	Hammerson 'A'	575	+5	†13.0	φ	3.2	φ
125	95	Haslemere Prop 10p	113xd	+1	bd9.8	2.2	12.4	5.2
404	354	Haslemere 10p	362	+2	K6.9	1.7	2.7	26.3
89	61½	HK Land HK$2.5	76	−2	Q34c	φ	4.4	φ
275	225	Imry Property	240		†11.0	1.7	1.8	46.9
95	82	Jermyn Invest	88		1.63	1.2	2.6	40.6
74	62	Kent (M.P.) 10p	63	+1	†1.1	0.0	2.5	5.2
34	22	Lagerhouse Ests. 10p	22		—	—	17.0	—
198	180	Laing Properties	183		4.5	1.9	3.5	20.9
£106	£94	Do 8½pc Cv 2000-05	£95	+½	Q8½%	5.8	f9.0	—
56	49½	Land Invest	51		1.0	1.2	2.8	42.9
312	272	Land Sec. £1	288xd	+3½	8.4	1.3	4.3	34.8
£216	£190	Do. 10%Conv.'95	£195	+2	Q10%	35.2	f5.2	—
234	174	Lend Lease 50c	204	+2	Q18c	2.8	5.2	9.6
480	420	Lon. Prov Sep. 10p	427	−1	†3.6	1.1	1.2	—
133	112	Lon. Shop Prop	118		N5.75	1.5	7.0	(18.0)
£178	£128	Do. 6½pc Cnv. 1985	£130		Q6½%	16.6	f5.0	—
£108	£86	Do. 9pc Cnv. 1996-98	£87		Q9%	—	f10.5	—
240	212	Lynton Hldgs. 20p	212		†3.4	2.1	2.3	25.5
*244	192	MEPC	198xd	+3	6.5	1.4	4.7	21.4
170	124	Marlborough 5½pc Pfd.	157	+1	13.65	3.6	12.4	—
*45	35	Marlborough 5p	35		0.4	2.9	1.6	26.2
64	56	Marler Estates	56		2.0	1.6	5.1	(15.3)
34	23	McInerney 10p	30		Q39.3%	φ	11.5	φ
147	123	McKay Secs. 20p	125		2.7	2.1	3.1	22.2
55	47	#Merland Secs 5p	48		—	—	—	10.5
86	72	Mountleigh	72		3.5	2.2	6.9	(7.7)
178	144	Mountview 5p	158xd	+½	3.2	φ	2.9	φ

PROPERTY—Continued

High 1982	Low	Stock	Price	+ or −	Div. Net	C'vr	Y'ld Gr's	P/E
98	78	Muckow (A. & J.)	84		†3.88	1.7	6.6	(11.2)
370	340	New Cavendish 5p	355		—	—	—	44.7
154	133	North Brit. Props.	134	+1	3.1	1.8	3.3	23.7
37½	32	Parkdale Hldgs. 10p	35	+1	0.23	2.8	0.9	46.8
158	128	Peachey	132	+3	4.5	2.8	4.9	14.6
9	6¼	Pennine Com. 10p	7		—	—	—	—
63	37	Phoenix Mn. & Fin.	39		—	—	—	—
164	134	Prop. Hldg. & Inv.	136		†3.5	1.4	3.7	30.9
230	215	Prop. Part'ship	218	+3	†5.0	1.9	3.3	22.4
170	149½	Prop. & Rev.	150xd	+½	3.3	φ	3.1	φ
144	120	Prop. Sec. Inv 50p	126		g1.8	2.1	2.0	(31.0)
12½	9	Raglan Prop 1p	10		—	—	—	26.0
64	42	Regalian	62		—	—	—	11.8
160	143	Regional Prop.	145		†2.2	2.4	2.2	27.0
156	142	Do. 'A'	143	−1	†2.2	2.4	2.2	26.6
285	235	Rosehaugh £1	243		2.1	12.7	1.2	7.0
238	214	Rush & Tompkins	214		4.25	2.5	2.8	(15.7)
111	91	Samuel Props.	93	+2	†d4.3	2.0	6.6	(8.9)
92	79	Sml. Metrop. 20p	81		†3.5	1.2	6.3	16.8
63	38	Second City 10p	54½	+½	h1.77	2.5	4.6	12.7
22	19	Slough Prop.	19		—	—	—	—
174	97	Slough Ests.	99xc	+2	3.33	1.8	4.8	(17.9)
£265	£210	Do. 10% Conv. '90	£210	−2	Q10%	25.5	f4.8	—
£120	£99	Do. 8% Cnv. 91-94	£99	−3	Q8%	7.2	f8.1	—
141	117	Speyhawk	129		bd7.0	2.5	7.8	5.8
141	132	Standard Secs.	133		b2.8	1.2	3.0	39.9
343	307	Stock Conversn.	312	+4	4.0	1.8	1.8	19.4
76	53	Swire Props. $HK1	67	−2	Q48c	3.2	7.1	4.4
160	104	#Thames Inv. & Secs. £1	104	−2	u5.18	1.7	7.1	(10.1)
135	95	#Do. 12pcCv. Pf. 75p	95		12%	10.3	13.5	—
43	38	Town Centre	39		b0.83	1.4	3.1	32.4
33¾	27¼	Town & City 10p	27½		0.01	—	—	—
175	141	Do. 7pc Cnv. Cum. Pf	142	+1	7%	—	7.0	—
144	130	Trafford Park	135		†7.25	1.4	7.7	13.5
17½	14½	Trust of Prop. 5p	14½		0.25	1.1	2.5	51.5
92½	73	Trust Secs. 10p	73		†2.97	6.9	3.9	—
80	70	Do. Defd. Conv.	70	−1	—	—	—	0.1
470	395	Utd. Real Prop.	408		6.0	0.8	2.1	—
325	293	Warner Estate	293		†8.0	1.0	3.9	36.5
410	382	Warnford Inv. 20p	390		12.0	1.6	4.5	17.5
£221¼	£185⅜	Wereldhave DFl 20	£193⅜	−⅞	Q35%	1.8	7.5	13.1
82	68	W'stmin. & C'ty P.	79		†4.0	3.2	7.4	(4.7)
35	27	W'minster P. 20p	28	+½	0.63	2.2	3.2	(17.0)
30½	19½	Whittington Ests. 5p	24¼	−¼	†0.5	1.2	‡	(38.0)
62	46	#York Mount	53		g4.51	φ	12.6	φ

SHIPPING

High 1982	Low	Stock	Price	+ or −	Div. Net	C'vr	Y'ld Gr's	P/E
455	320	Brit. & Comm.	455	+2	h13.5	3.7	4.2	7.6
270	185	Common Bros. 50p	190xd	−4	†5.0	—	‡	—
168	138	Fisher (J.)	162		2.65	4.5	2.3	10.1
280	210	Gotaas-Larsen $1	280		—	—	—	—
118	93	Hunting Gibson	118xd	+17	6.0	φ	7.3	φ
41	33	Jacobs (J.I.) 20p	41		d2.3	0.8	8.0	22.1
43	38	Lon. O'Seas Frtrs	43	+1	1.07	—	3.6	—
322	222	Lyle Shipping	222		10.0	5.3	6.4	3.2
22	12½	Mersey Dk. Units	16		—	—	—	—
158	118	Milford Docks £1	125		0.5	—	0.6	—
130	105	Ocean Transport	115	+1	9.0	1.8	11.2	(6.8)
155	124	P. & O. Defd. £1	149	−1	10.0	1.7	9.6	(7.2)
150	100	Reardon Sm. 50p	110		1.75	7.1	1.7	8.6
135	83	Do. 'A' 50p	83		1.75	7.1	3.0	4.9
107	94	Runciman (W.)	100xd	+3	7.5	2.4	10.7	4.9
£14¼	£10½	Sea Containers 12½p	£13¼		Q30c	—	1.3	—

SHOES AND LEATHER

High 1982	Low	Stock	Price	+ or −	Div. Net	C'vr	Y'ld Gr's	P/E
80	65	Footwear Invs.	74		d5.04	1.6	9.7	7.8
84	76	Garnar Booth	82		6.4	1.3	11.2	(9.0)
55	45	Headlam Sims 5p	52		2.6	2.6	7.1	7.5
79	49	Lambert Hth. 20p	79		4.75	2.6	9.0	5.2
53	42	Newbold & Burt'n.	48		3.78	1.6	12.7	6.5
65	44	Pittard Grp.	65		4.0	2.1	9.1	5.9
29½	15	Scott (David) 10p	17		†1.58	1.1	‡	(9.7)
60	45	Strong & Fisher	45		†5.0	—	‡	—
133	102	Stylo	122	+4	3.5	φ	4.2	φ
66	45	Ward White	66	+1	4.2	1.3	9.1	(18.5)

SOUTH AFRICANS

High 1982	Low	Stock	Price	+ or −	Div. Net	C'vr	Y'ld Gr's	P/E
185	114	Abercom R0.30	122	+2	†Q36c	2.5	15.7	3.0
£14	850	Anglo Am. In. R1	858		Q165c	3.1	10.4	3.1
437	317	Barlow Rand R.10c	318	−7	Q70c	2.8	12.0	2.9
68	48	Gold Flds. P. 2½c	57	+3	Q14c	2.1	13.1	3.6
630	150	Gr'tmns 'A' 50c	220		—	—	—	—
875	640	OK Bazaars 50c	685	+20	Q142c	φ	11.0	φ
250	200	Rex Trueform 'A' 50c	200		Q45c	4.0	12.0	2.1
212	165	S.A. Brews. 20c	173xd	+2	Q34c	φ	10.3	φ
900	570	Tiger Oats R1	725		†Q102c	3.8	7.8	3.4
175	110	Unisec 20cts.	140	+7	sQ30c	1.5	11.4	5.9

TEXTILES

High 1982	Low	Stock	Price	+ or −	Div. Net	C'vr	Y'ld Gr's	P/E
202	133	Allied Textile	190		†6.98	3.1	5.2	9.3
77	54	Atkins Bros.	73		†4.65	2.0	9.1	7.2
44	35	Beales (J.) 20p	43		20.5	—	1.7	—
84	71	Beckman A. 10p	72		5.73	1.2	11.7	(9.8)
52½	45	Brit. Mohair	47½	+1	4.0	1.2	12.0	(9.3)
48	38	Bulmer L'mb. 20p	38		3.82	1.1	14.4	(8.6)
25	19	Carpets Int. 50p	28		—	—	—	—
14½	11	Carr'gtn Viyella	11	−½	—	—	—	—
71	58	Coats Patons	64	−1	4.0	2.6	8.9	(4.8)
51½	32½	Corah	51½	+½	2.9	1.3	8.0	(22)
96	73	Courtaulds	84xd		3.0	q2.0	5.1	(11.8)
£76½	£67½	Do. 7% Deb 82/7	£76½		Q7%	φ	e14.6	—
27	20	Crowther (J.)	25		—	—	—	—
146	115	Dawson Intl.	130	−1	h5.5	2.6	6.0	8.4
122	102	Dixon (David)	102		d9.95	0.4	13.9	—
30	19	Early's of Witney 10p	23		1.8	φ	12.0	φ
30½	23	Foster (John)	24		—	—	3.0	—
44	38	Gaskell B'loom 20p	40		3.5	1.1	13.3	9.3
82	73	Hicking P'st. 50p	77		6.0	1.1	11.1	11.0
82	41	Highams	42	−1	3.58	2.1	12.2	4.6
23	18	H'gworth M. 20p	19	−1	K1.0	1.7	7.9	(9.8)
16	12	Do. 'A' 20p	14	−1	K1.0	1.7	10.2	(7.0)
24	19	Ingram (H.) 10p	19		—	—	—	—
71½	54	Jerome (Hldgs.)	65xc	−4	h2.69	2.5	6.1	8.8
93	69	Leeds Grp	86xd	+1½	†4.5	3.0	5.8	8.2
37	28	Lister	31		0.1	—	0.5	—
56	40	Lowe (Robert H.)	52		3.27	1.5	9.0	(9.1)
81	71	Lyles (S.) 20p	73		6.25	1.7	12.7	5.9
55	43	Mackay Hugh	51		4.0	1.6	11.2	(7.1)
32	32	Martin (A.) 20p	32		0.1	—	0.4	—
101	75	Miller (F.) 10p	94		2.44	φ	3.7	φ
52	50	Montfort	45		1.0	—	3.2	—
32	20	Munton Bros 10p	30		g2.5	1.9	12.8	8.4
182	125	Notts. Manfg.	182	+2	7.5	3.7	3.5	9.7
88	74	Nova Jersey 20p	79	+2	h4.5	3.4	8.1	4.0
47	37	Parkland 'A'	42	−2	3.7	φ	12.6	φ
32	24	Reliance Knit 20p	24		1.54	1.1	9.2	(14.2)
24	15	Richards 10p	15		1.45	6.4	12.9	—
79	62	S.E.E.T. 20p	62		†3.0	5.6	6.9	2.8
28½	19½	Scott Robertson	26xd	−½	0.75	—	4.1	—
23½	15½	Sekers Int. 10p	23		m0.1	—	0.6	—
*23	13	Shaw & Marvin 10p	17½		—	—	—	—
18½	11	Shaw Carpets 10p	15½		—	—	—	—
141	112	Sirdar	136	−2	†h3.5	3.7	3.7	9.7
75	50	Small & Tidmas	75		0.5	—	1.0	—
28	16	Smallshaw R. 10p	27		1.75	2.5	9.3	(5.8)
35½	25	Sp. Viscosa L.1200	38		—	—	—	—
27	20	Spencer (Geo.)	25	+1	0.1	—	0.6	—
66	48	Stirling Grp. 20p	66	+2	†b0.6	14.8	1.3	7.5
14½	11	Stoddard 'A'	11½		—	—	—	—
55	39	Stroud Riley Dr'd	54		†h1.5	3.9	4.0	7.1
6½	3	Sumner (F.)	3		0.2	φ	9.5	φ
23	14½	Sunbeam Wolsey	21½		Q16.4%	2.0	15.6	4.2
95	70	Test'rd Jrsy. 10p	95		d5.5	3.2	9.9	4.2
71	58	Tomkinsons	59		3.0	1.7	7.3	11.7
42½	31½	Tootal	37½	+½	2.35	φ	9.2	φ
109	78	Toray Y50	80	−1	†Q11%	2.6	‡	24.5
25	13½	Trafford Carpets	23½		—	—	—	—
295	235	Yorklyde 20p	275		16.5	φ	8.6	φ
26	18	Yorks. Fine W. 20p	22½		—	—	—	—
8	4	Youghal	6		—	—	—	—

TOBACCOS

High 1982	Low	Stock	Price	+ or −	Div. Net	C'vr	Y'ld Gr's	P/E
470	343	BAT Inds.	455	+2	23.8	3.4	7.2	4.5
100	68½	Imperial	98	+1½	7.25	1.4	10.6	(8.8)
102	73	Rothmans 12½p	94	+5	†5.65	3.7	5.5	(5.3)

TRUSTS, FINANCE, LAND

Investment Trusts

High 1982	Low	Stock	Price	+ or −	Div. Net	C'vr	Y'ld Gr's
152	121	Aberdeen Trust	144	−2	†6.3	1.0	6.2
51	41	Ailsa Inv.	48		‡1.58	0.8	4.7
104	89	Alliance Inv.	92		‡2.7	1.0	4.2
304	268	Alliance Trust	304		11.25	1.0	5.3
68	58	Altifund Inc.	58	−1	7.25	φ	17.9
210	166	Do. Capital	184		0.36	—	0.3
64	58	Ambrose Inv. Inc.	61xd	+3	7.3	φ	17.1
93	78	Do. Cap.	92		—	—	—
66	57	American Trust	62		2.25	1.1	5.2
63	54	American Tst. 'B'	60		—	—	—
148	129	Anglo Am. Secs	137		5.1	1.2	5.3
48½	42	Anglo-Int. Div.	42½		5.2	0.9	17.5
236	201	Do. Asset Shs.	218		—	—	—
72	60	Anglo-Scot. Inv.	66		2.4	3.4	5.2
78	71	Archimedes Inc.	78		7.6	1.0	13.9
63	40	Do. Cap. 50p	56		—	—	—
123	95	Argo Inv. ($A1)	108	−2	Q13%	1.1	7.2
204	178	Ashdown Inv.	188		6.6	0.9	5.0
30	27	Asset Special	28½		—	—	—
74	65	Atlanta Balt. 10p	72		1.0	1.2	2.0
66	56	Atlantic Assets	59		bs0.25	2.2	0.6
99	75	Baillie Gifford Japan	76		—	—	—
89	71	Bankers' Inv.	85½		3.93	φ	6.7
187	152	Berry Trust	163		1.7	1.1	1.5
96	84	Bishopsgate Tst	89xd	+1	3.5	1.0	5.6
93	75½	Border & Sthn. 10p	82		†2.75	1.1	4.8
71	51	Braemar Tst.	67xd	+1	2.2	φ	4.7
55	47	Brit. Am. & Gen.	53½		2.5	1.0	6.7
103	93	British Assets	97	−1	4.4	1.1	6.5
16	14	Brit. Emp. Secs. 5p	15½		0.85	1.2	7.8
154	133	Brit. Ind. & Gen. Dfd.	143xd	+1½	5.0	1.1	5.0
200	180	Brit. Invest	192	−2	9.2	φ	6.8
224	192	Broadstone (20p)	205		7.45	0.9	5.2
85	75	Brunner Inv.	80		3.0	1.0	5.4
418	290	Caledonia Invs.	418	+6	†13.5	1.1	4.7
44	34	Cambrian and Gen.	34		†0.6	0.9	2.5
467	440	Camellia Invs. 10p	457		6.0	4.1	1.9
179	166	Can. & Foreign	173		5.6	1.1	4.6
		For Capital & Natl. Trust see Fleming Japanese					
102	81	Cardinal Dfd	89		‡3.3	1.0	5.3
107	78½	Cedar Inv	106		4.6	1.0	6.2
260	182	Chan'l Is. Inc. £1	182		Q40%	1.0	22.0
222	194	Do. Cap.	220		—	—	—
81	70½	Charter Trust	77½		3.45	1.0	6.4
147	145	Child Health £1	145		—	—	—
32	29	City & Com. Inc.	31		2.99	1.0	13.8
286	222	Do. Cap. (£1)	258	−2	—	—	—
82	75	City & For. Inv.	76		—	—	—
116	95	City of Oxford	109		5.5	1.0	7.2
140	122	Claverhouse 50p	133		6.55	1.0	7.0
288	248	Continent'l & Ind	284	−2	†11.0	1.0	5.5
305	261	Cres'nt Japan 50p	285		1.5	1.1	0.8
123	103	Crossfriars	116		6.5	1.0	8.0
105	92	Cystic Fibrosis £1	103		—	—	—
39	35	Danae (Inc.)	38		4.0	1.0	15.0
4	3½	Do. (Cap) 2p	3¾		—	—	—
255	238	Derby Tst. Inc. £1	246		H21.0	1.0	12.2
342	313	Do. Cap 50p	321		—	—	—
280	252	Dominion & Gen.	276	−2	10.7	1.0	5.5
175	140	Drayton Japan	162		M3.0	4.1	2.6
191	156	Drayton Cons.	159		7.9	1.1	7.1
83	55	Drayton Far East	62		1.24	0.9	2.8
24	15	Do Warrants 82-91	16		—	—	—
252	190	Drayton Premier	206		10.71	1.1	7.4
70	60	Dualvest Inc. 50p	61		7.35	φ	17.2
487	400	Do Capital £1	472		—	—	—
100	88	Dundee & Lon.	98	−1	4.0	1.0	5.8
108	91	Edinburgh Am. Tst.	102	−1	0.85	1.0	1.2
75	64	Edinburgh Inv.	70		2.18	1.1	4.4
62	52	Electra Inv. Tst.	59	−½	‡2.99	1.0	7.2
129	110	Elect. & Gen.	114		†2.45	1.2	3.1
475	275	Energy Res. & Serv. $5	330		—	—	—
128	106	Eng. & Internatl.	113xd	+1	5.75	φ	7.3
102	85½	Eng. & N.Y. Trust	96	−1	4.15	1.0	6.2
73	59	Eng. & Scot. Inv.	64		1.8	0.9	4.0
29	23	Eng. Nat. Inv. Prefd.	27		2.4	φ	13.4
77	71	Eng. Nat. Inv. Defd.	71		4.7	φ	9.9

INVESTMENT TRUSTS-Cont.

High 1982	Low	Stock	Price	+ or −	Div. Net	C'vr	Y'ld Gr's
146	129	Equity Cons't £1	138		†9.45	1.0	9.8
229	210	Do. Def'd 50p	219		†10.5	1.0	6.8
303	275	Equity Inc. 50p	298		16.75	1.0	8.0
81	71	Estate Duties	72	+1	2.3	1.0	4.6
18	15½	F. & C. Ent. Tst. 10p	18	+½	—	—	—
54	51	F. & C. Eurotrust	53		1.45	1.1	3.9
114	102	Family Inv. Tst.	114		6.0	1.0	7.5
11½	9	First Charlotte Assets	10½		s0.05	3.6	0.7
135	118	First Scot. Am.	133	−1	4.85	1.0	5.2
70	58½	Fledgeling Invs.	70		2.18	1.0	4.4
246	197	Fleming American	224		N4.25	—	2.7
122	99	Fleming Far Eastern	118		F1.3	—	1.6
62½	53	Fleming Merc.	59	−1	2.6	1.0	6.5
190	151	Fleming Japanese	183		F1.75	—	1.4
186	144	Do. "B"	182		—	—	—
172	138	Fleming Universal	154xd	+4	6.0	φ	5.6
68½	57	Foreign & Col.	64		2.04	1.0	4.5
117	85	F.U.G.I.T. (R0.25)	92		Q14c	1.0	6.1
46½	43½	Fulcrum Inc.	44xd	+½	4.6	1.0	14.9
4¾	3	Do. Cap. 2½p	3¾	+¼	—	—	—
41½	37	Fundinvest Inc.	37		†4.24	1.0	16.4
134	108	Do. Cap.	120		—	—	—
80	67	G.T. Global Rec. £1	76		20.75	—	1.4
376	273	G.T. Japan	316		†4.5	1.1	2.0
265	190	Gen. & Comm'cl.	255		†9.35	1.1	5.2
126	106	Gen. Consoldtd.	123		6.4	1.0	7.4
308	265	General Funds	284		8.0	1.0	4.0
285	250	Do. Conv. 10p	270		—	—	—
93	82	Gen. Investors	87xc	−½	b3.3	1.2	5.4
66	56	Gen. Scottish	63	−1	3.1	φ	7.0
178	148	Gen. St'hldrs. 12½p	154xd	−1	4.0	1.0	3.7
87	71	Glasgow St'hldrs.	81	−1	2.35	1.1	4.1
149½	135	Globe Inv.	141	−½	7.5	1.0	7.6
		For Great Northern Inv. see RIT & Northern					
138	110	Greenbank Tst.	123		4.0	1.3	4.6
194	172	Greenfriar Inv	180		2.3	1.3	1.8
210	152	Gresham Hse.	152		3.65	—	3.4
93½	80	Gresham Inv.	93		†3.3	2.3	5.1
110	91	Group Investors	105		3.1	1.1	4.2
		For Guardian Trust see Fleming Far East					
93	84	Hambros	86xd	+½	3.3	φ	5.5
145	120	HBI (Philip)	141xd	+1	6.95	φ	7.0
156	126	Independent Inv.	132	−2	0.5	1.5	0.5
292	240	Inv. in Success	292		5.04	0.8	2.9
123	102	Investors' Cap.	110	−2	3.15	1.0	4.1
26	17½	Japan Assets 10p	19		—	—	—
151	108	Jardine Sec. HK$5	139		Q80½c	φ	5.7
158	137	Jersey Gen. £1	148	−5	Q10.75	φ	7.5
79	72	Jos Holdings	73	−1	3.43	1.1	6.8
44½	40	Jove Inv. Inc. 10p	41½	+½	4.3	1.0	14.8
6¾	4½	Do. Cap. 2p	5½		—	—	—
14½	11	Keep Investments 5p	13		0.39	2.3	4.3
224	192	Keystone Inv. 50p	200xd	+1	†10.0	1.1	7.1
158	132	Lake View Inv.	137	−1	4.15	1.1	4.3
75	69	Lanc. & Lon. Inv.	71		2.88	1.1	5.8
83	71	Law Debenture	80		M4.0	1.1	7.1
£18¼	£17⅞	Lazard Stlg. Res. 1p	£18¼		4.2	—	—
42	36½	Leda Inv. Inc. 20p	36½		4.48	1.0	17.5
60	46	Do. Cap. 5p	57		—	—	—
97	88	Lon. Atlantic	91xd	+2	5.0	φ	7.8
121	114	Lon. & Gart. 50p	116		1.5	1.5	1.8
		For London & Holyrood see Fleming Universal					
48½	40½	Lon. & Lennox	47xd	+½	2.0	1.1	6.1
111	96	Lon. & Lomond	107		4.0	1.0	5.3
149	93	Lon. & Montrose	149	+3	φ—	—	—
178	132	Lon. & Prov.	175xd	+½	—	—	—
113	102	Lon. Prudential	113		5.3	φ	6.9
77	70	Lon. & S'clyde	77	+½	2.2	1.1	4.1
80½	71	London Trust	72xd	−½	3.75	φ	7.4
94	84	Lowland Inv	94		†4.35	1.1	6.6
236	210	M & G Dual Inc. 10p	236xd		21.15	1.0	12.6
265	222	Do. Cap. 10p	263		—	—	—
97	82	Do. 2nd Dual Inc. 10p	94xd	+½	7.88	φ	12.0
51	40	Do. Cap. 4p	45		—	—	—
88	83	Man. & Metrop. Inv.	87½xd		22.0	0.7	3.3
93	89	Marine Adv. S. Tst. £1	89		—	—	—
80	69	Meldrum Inv.	75		3.45	1.0	6.6
		For Mercantile Inv. See Fleming Inv. Tst.					
105½	89½	Merchants Tst	96		4.15	1.0	6.2
59	50	Mid Wynd Inv. Tst.	52		M1.7	—	4.7
77½	67	Monks Invest	72		2.4	φ	4.9
65	53	Mont. Boston 10p	61		1.25	φ	2.9
17	13	Do. Warrants	16		—	—	—
157	146	Moorgate Inv. Tst.	155		†7.3	1.0	6.7
79	63	Moorside Trust	65	+1	3.5	1.0	7.7
82	69	Murray Caledonian	79	−1	H4.0	0.9	7.2
77	65	Do "B"	75		—	—	—
72	61	Murray Clydesdale	65		1.73	1.0	3.8
65	57	Do. B	62		—	—	—
145	126	Murray Glendevon	130		2.7	1.1	2.8
89	74	Murray Northn.	77	−1	1.85	1.0	3.4
85	71	Do. "B"	75		—	—	—
88	77	Murray Western	85	−½	2.5	1.0	4.2
83	72	Murray Western B	81		—	—	—
475	250	Negit S.A. $US1	475		Q13c	—	1.5
104	70	New Aus. Inv. Tst. 50p	77		—	—	—
80	55	New Darien Oil Tst.	65		s0.15	7.7	0.3
20½	18	New Throg. Inc.	19½		2.0	φ	15.4
221	192	Do. Cap. £1	220		—	—	—
35½	21	Do. New Wrrts.	25		—	—	—
128	98	New Tokyo Inv. 50p	107		—	—	—
97	78	1928 Invest	96½		4.75	1.0	7.0
144	127	Nth. Atlantic Sec.	129	−1	H2.75	—	3.0
119	105	Nth. Brit. Canadian	116		5.1	1.1	6.3
144	126	Nthn. American	141xd	+½	†5.0	1.0	5.1
268	228	Northern Secs	232		4.4	1.0	2.7
84	76	Oil & Assoc. Inv	82	+1	3.5	1.0	6.1
69	60	Outwich Inv.	63		2.25	1.1	5.1
176	150	Pentland Inv.	170xd	+½	6.35	1.0	5.3
89	67	Precious Metals Tst.	67		—	—	—
380	343	RIT 50p	380		†13.5	1.0	5.1
156	123	RIT & Northern	145		6.6	1.0	6.5
174	143	Raeburn	162	+1	6.9	1.0	6.1
63	34	Rights & Iss. Cap.	60		0.19	—	0.5
148	123	River & Merc.	131	+1	7.5	0.9	8.2
128	109	River Plate Def.	117		5.5	1.0	6.7
£47¼	£42½	Robeco (Br.) Fl50	£43⅝	+⅝	Q25.2%	1.0	6.0
470	425	Do. Sub. Sh's F15	436	+7	Q25.2%	1.0	6.0
£46⅞	£40	Rolinco NV Fl50	£42⅞	+⅛	Q18.4%	1.0	3.5
460	400	Do. Sub. Sh's F15	425	−4	Q14.4%	1.0	3.5
129	110	Romney Trust	119		4.4	0.9	5.3
58	52	Rosedimond Inc.	53		6.5	1.0	17.5
149	126	Do. Cap	144		—	—	—
109	99	Safeguard Ind	107		5.8	1.0	7.7
166	155	St. Andrew Tst.	165	−1	6.5	1.0	5.6
147	131	Scot. Am. Inv. 50p	138	−1	4.4	1.0	4.6
263	245	Scot. Cities 'A'	245		11.5	1.1	6.7
90	77	Scot. East. Inv.	83		3.35	1.0	5.8
142	124	Scottish Inv.	135xd	−1½	4.6	1.0	4.9
204	175	Scot. & Merc. A	175		b8.0	3.0	6.5
169	149	Scot. Mort. & Tst.	161	−1	5.3	1.0	4.7
112	95	Scot. National	107xd		h3.43	1.1	4.6
100	88	Scot. Northern	93	−2	3.63	1.0	5.5
89	79	Scot. Ontario	89	+2	3.15	1.0	5.1
59	47	Scot. Utd. Inv.	49	−1	1.6	1.0	4.7
259	226	Sec. Alliance Tst.	256	−1	9.15	1.1	5.1
118	101	Securities T. Sc.	111	−1	5.1	1.0	6.6
620	580	Select Risk Inv. $US5	600		Q25c	—	2.3
134	120	Shires Inv. 50p	129xd	+4	11.8	φ	13.1
165	149	SPLIT Inc. 10p	149		15.2	1.0	14.6
114	86	SPLIT Cap. 10p	105		—	—	—
		For Sterling Trust see Fleming American					
34	30	Stewart Ent. Inv 10p	30		0.4	φ	1.9
109½	90	S'holders Far East $1	95		—	—	—
147	127	Stockholders Inv.	138xd	−½	1.0	1.0	3.8
114	90	TR Australia Trust	109		3.5	1.1	4.6
87	72	TR City of London Tst.	85	−1	N5.0	1.1	8.4
81½	70	TR Ind. & General	77½xd		3.0	1.0	5.5
178	144	TR Natural Resources	163xd	−½	u6.75	1.0	5.9
177	126	TR North America	158	−1	6.25	1.0	5.2
114	92	TR Pacific Basin	101		N2.0	1.0	2.8
90	71	TR Prop. Inv. Tst.	79	−½	N2.2	φ	4.0
101	85	TR Technology	98½		3.3	1.1	4.8
78½	63	TR Trustees Corpn.	78	+½	2.95	1.0	6.0
171	146	Technology	161		4.3	1.0	3.8
67½	50	Temple Bar	62	−½	h3.95	1.0	9.1
26½	22½	Throg. Growth	25		2.58	0.7	14.7
140	120	Do. Cap £1	138		—	—	—
124	107	Throgmorton	121½		6.0	1.0	7.1
108	101	Tor. Invest. Inc.	106		9.1	1.3	12.3
178	160	Do. Cap.	170		0.91	1.3	0.8
87	73	Trans. Oceanic	81		†2.5	1.0	4.4
109	91	Tribune Invest	98		3.0	1.2	4.4
70	60½	Triplevest Inc. 50p	61		7.18	φ	16.8
377	310	Do. Capital £1	353		—	—	—
179	151	Utd. British Secs.	161		7.0	0.9	6.2
120	102	US Deb. Corp	120		5.92	1.0	7.0
322	245	U.S. & General Tst.	315		—	—	—
92	70	Viking Resources	77xd	+½	0.8	1.2	1.5
93	77	W. Cst. & Texas 10p	82		1.3	1.3	2.3
380	363	Wemyss Inv. £1	375		20.0	1.0	7.6
66	46	Winterbottom 5p	55		0.65	1.1	1.7
77	65½	Witan Inv	69	−½	2.1	φ	4.4
135	115	Yeoman Inv.	131		6.76	1.0	7.4
29½	26	Yorks. & Lancs.	28xd		2.0	1.2	10.2
136	125	YoungCo's Inv. £1	136		6.4	1.0	6.7

Finance, Land, etc.

High 1982	Low	Stock	Price	+ or −	Div. Net	C'vr	Y'ld Gr's	P/E
215	155	Aitken Hume	183	−2	†5.5	0.9	4.3	36.7
215	160	Akroyd Smithers	208		†13.5	1.8	9.3	8.5
69	52	Authority Inv. 20p	69		—	—	—	—
97	70	Bousbond	73xd	+1½	3.5	φ	6.8	φ
50½	38	Britannia Arrow	39	+½	1.5	2.3	5.5	9.3
90	57	Centreway Trust	60		1.0	—	2.4	—
*46	35	#Energy Fin. 10p	37		g1.25	2.5	4.8	12.0
£75	£64	Hilln'hac Cnv. 95/2000	£66		Q8%	—	f12.4	—
145	129	English Assoc.	129		†3.0	3.2	3.3	13.8
225	172	Exco Int. 10p	206	−4	g4.5	2.7	3.1	16.4
11½	10	Ex Lands 10p	11½		0.6	φ	7.8	φ
230	205	Fashion & Gen. 5p	205		‡15.6	1.0	‡	13.6
145	113	Hambro Trust	117		†4.84	2.8	5.9	(5.8)
25½	20	Hampton Tst. 5p	20½	+½	—	—	—	—
94	67	Haw Par. S. $1	75	−1	bQ12c	1.8	4.1	13.2
380	355	Ind. Inv. Tst. Jsy. £1	360		Q8.0	1.4	2.2	32.2
28	25	Investment Co.	26		d1.75	1.8	9.6	(6.9)
60	45	Kakuzi KS/-	60		†Q85c	2.4	7.5	5.6
32	27	Kellock 5p	29		0.19	2.3	1.4	(32.6)
28	15	Do. Conv. Prf. 5p	16		0.19	2.3	1.7	(27.6)
138	95	Kitch'n. Taylor 10p	138		10.0	0.7	10.4	(26.8)
18	16	Kwahu 10p	18		1.84	0.8	14.6	(11.3)
23	16	Lamont Hldgs. 10p	23	+1	1.2	1.8	7.8	(8.2)
22½	17	London Inv. 5p	17	−½	0.88	1.7	7.4	11.2
68	53	Lon. Merchant	57	+1	†1.08	2.4	2.7	19.7
56	34	Do. Deld	37	+1	—	—	—	—
£78	£65	Do. 7pcCnLn. 2000-05	£66		Q7¼%	—	f11.9	—
320	277	M. & G. Group	277	−6	†13.5	2.8	7.1	10.6
90	68	Majedie Invs. 10p	70		2.75	1.1	5.8	(22.7)
410	280	Martin (R.P.) 5p	345		†8.25	3.3	3.4	11.8
480	373	Mercantile House	420#		†8.75	3.6	3.0	12.2
£15½	£14	Merc. Comm. Hld. 1p	£15½		Q56.0	1.7	3.7	‡
£14⅞	£12½	Merc. Trans. Tst. 1p	£13½		Q42.0	1.8	3.2	‡
375	160	Mexico Fund Inc.	160	−10	—	—	—	—
543	430	Mills & Allen 50p	470	−7	‡22.0	2.3	6.7	8.8
12	11½	N.M.C. Invs. 12½p	12		0.75	—	8.9	—
305	217	Newmarket Co. 1981	283	−1	—	—	—	—
19½	17	Paramba 10p	18½		0.7	φ	5.4	φ
103	85	Park Place Inv.	98		†3.6	2.2	5.2	18.2
258	204	Pearson (S) & Son	252	+1	11.2	3.4	6.4	5.1
£13½	£12	Sel. Hldt. Pfg. Rd. Pr.	£12		—	—	—	—
£79	£64	S.E. £4½pc Ann.	£77		Q4½%	—	5.5	—
45	35	Smith Bros.	43		‡3.0	—	‡	—
9¾	6½	Strlg Credit 1p	7¾		—	—	—	27.8
200	180	Touux SA	200		Q24c	φ	7.0	φ
87	74	Utd Coms & Tech 50p	74		—	—	—	—
53	26	Welbeck	49	−1	‡2.0	2.3	5.8	9.5
60	50	Westpool Inv.	53		1.11	1.8	3.0	47.9
13	11	Yorkgreen 10p	11		0.44	2.8	5.7	6.3
95	80	Yule Catto 10p	87		2.5	φ	4.1	φ

OIL AND GAS

High 1982	Low	Stock	Price	+ or −	Div. Net	C'vr	Y'ld Gr's	P/E
142	106	#Am Oil Fin. 20p	126		1.25	2.3	1.4	43.7
136	77	Anvil Pet 20p	85		—	—	—	—
28	16	#Ants. Energy 20p	22	+1	—	—	—	—
205	130	#Atlantic Res	185	−5	—	—	—	—
365	230	#Berkeley Exptn	230		—	—	—	—
47	38	Brabor £1	45		1.0	1.5	3.2	(7.8)
258	210	Brit Borneo 10p	240xd	−1½	12.8	1.3	7.6	14.9
275	200	Brit. Gas Res. C$10	225		—	—	—	—
324	274	Brit. Petroleum	324	+8	20.25	3.1	8.9	(4.0)
62½	56	Do. 8% Pf. £1	62½		5.6%	—	12.8	—
56	10	Brabwick Oil $1	10	−½	—	—	—	—
21	10	#Bula Res Irl£0.25	11	+1	—	—	—	—
153	106	Burmah £1	147	+3	8.5	2.6	8.3	5.2
£64¾	£53¾	Do. 8½ Ln. 91/96	£64¾		Q8½%	18.0	f13.3	—
220	145	#CCP North Sea	217		φ—	—	—	—

OIL AND GAS—Continued

High 1982	Low	Stock	Price	+ or −	Div. Net	C'vr	Y'ld Gr's	P/E
105	80	#Caledonian Off. £1	85		—	—	—	—
295	215	#Cambridge Pet. 20p	260		—	—	—	—
233	150	#Candecca Res.	230	+4	—	—	—	φ
*183	117	Carless Capel 10p	179	+3	2.75	1.7	2.2	(35.0)
97	82	Century 10p	95xd	+1½	3.4	φ	5.1	φ
120	75	Ceres Res. C$5.00	80		—	—	—	—
56	36	Charterhall 5p	53	+1	0.3	8.6	0.8	—
88	64	Charterhouse Pet.	88	+1	0.75	8.3	1.2	13.8
£12½	£10	Cie Fr. Petroles B.	£12¼	−¼	Q45%	φ	18.9	φ
90	36	Claremont Pet NL	46	−2	—	—	—	—
155	125	#Cluff Oil £1	125		—	—	—	—
270	220	#Do. Cnv. A	225		—	—	—	—
*140	73	#Clyde Petroleum	118	+8	0.55	1.6	0.7	—
120	52	Collins (K.J.) Pet 10c	52	−3	—	—	—	—
20	11	Credo Pet 10c	11		—	—	—	—
380	152	Crusader Oil	295		—	—	—	—
36	17	Dorset Res. C$1	23		—	—	—	—
70	36	Double Eagle	37		—	—	—	—
56	52	E. Scotland Onshore	53		†0.83	—	2.2	—
218	155	#Edinburgh Secs.	172	+2	0.15	—	0.1	—
145	45	#EnPlan Oil & Gas	130	+5	—	—	—	—
63	25	Energy Capital 12½p	45	−2	—	—	—	—
10	7	#Energy Sources 10c	8		—	—	—	—
72	55	Falmouth Petl.	60		—	—	—	—
190	95	Flair Res.	180	+5	—	—	—	—
110	70	#Floyd Oil 10p	80		—	—	—	—
110	95	#Gaelic Oil	100		—	—	—	—
199	83	#Gas & O. Acre 5p	108	+1	—	—	—	—
138	58	Genoa Oil NL 50c	83	−1	—	—	—	—
835	435	Global Nat. Res. US$0.01	600	−25	—	—	—	—
289	95	Gulfstream Res. Cn.$1	107	−9	—	—	—	—
122	78	Hamilton Oil (G.B.) 10p	110	+1	1.0	10.7	1.3	10.2
13	9	Hornbokk EngyC$1	12		—	—	—	—
*208	162	Hunting Petrol.	194xd	−1	7.5	4.9	5.5	4.9
22	16	#ICC Oil 10p	22		—	—	—	33.8
225	168	Imp. Cont. Gas £1	196	+2	†8.0	1.7	5.8	(12.2)
£93½	£78	Do. 8pc Cv Un 95-2000	£84		Q8%	12.6	f9.7	—
200	90	International Pet. $1	145	+5	—	—	—	—
118	82	#Jackson Expln. $1	114		Q1.5c	4.4	0.7	31.2
275	260	#Jebsens Drilling	260		b17.5	2.3	9.6	6.5
134	63	KCA Int.	87	+4	5.5	0.5	9.0	(9.2)
74	47	KCA Drilling	49	+1	b3.75	1.7	10.9	6.3
£525	£490	Lon. Am. Energy NV	£525		Q$20.0	—	2.1	—
£530	£500	Lon. Am. Energy Inv.	£530		—	—	—	—
423	260	LASMO	328	+1	10.0	7.1	4.4	(3.6)
£103	£95¼	LASMO 14% 1981-83	£103	+½	Q14%	11.8	13.6	—
950	760	LASMO "Ops" 10p	825	+13	155.89	—	27.0	—
280	105	Magellan Pet.	155		—	—	—	—
12½	5½	Magnet Metals 10c	5½		—	—	—	—
123	65	#Mariner Pet. 10p	118	+30	—	—	—	—
135	55	Moonie Oil A$0.25	66		Q2½c	3.5	2.3	12.6
110	15	#Moray Firth	15		—	—	—	—
112	35	NCC Energy 10p	35#		‡d1.75	—	4.5	—
43	27	#New Court Nat. 5p	32		1.0	1.5	4.5	(21.0)
*£30½	£24	Norsk H. Kr 100	£26		gQ14%	φ	4.9	φ
160	125	North Sea Assets 50p	135		2.5	1.1	2.7	46.1
210	165	#ORE 10p	205		—	—	—	14.6
27½	8½	Offshore 10c	10		—	—	—	—
70	24	Ohio Resources	31	+1	—	—	—	—
41	32	Oil & Gas Prod $0.02	40		sQ4c	2.0	5.5	9.2
4¾	3	Do. Part Pd. $0.02	4		sQ0.4c	2.0	5.5	9.2
110	60	Orbit	105	+5	φ—	—	—	—
105	50	#Osprey Pet.	60		—	—	—	—
295	65	Palliser Res.	70	+5	—	—	—	—
44	30	Penine Res.	32	+1	—	—	—	—
165	85	#Pict. Pet. £1	95		—	—	—	—
56	38	Premier Cons. 5p	48	+1	—	—	—	—
422	240	Ranger Oil	311	−12	—	—	—	—
£20¼	£15¼	Royal Dutch Fl.10	£19⅜	+⅛	Q75%	2.9	8.0	4.3
138	67	S. & K. Pet. US$5.00	77		—	—	—	—
162	116	SASOL R1	133	+2	†Q20c	2.4	8.9	4.8
410	225	Santos A0.25c	310	−4	Q6c	2.2	1.2	38.2
70	35	#Saxon 50p (12p pd)	60		—	—	—	—
573	216	Sceptre Res.	216	−7	—	—	—	—
19	9	Shackleton Pet.	10	+1	φ—	—	—	—
432	334	Shell Trans. Reg.	422		20.5	2.2	6.9	(7.5)
54	48¾	Do. 7% Pf. £1	54		4.9%	x	13.0	—
198	170	Silkolene	188		6.0	2.2	4.7	12.6
362	250	#Sovereign Oil	310	+5	—	—	—	—
65	33	#Stauo Res. (Brit.)	38		—	—	—	—
54	18	Strata Oil A$0.35	23		—	—	—	—
210	125	Sunmask Pet.	170		—	—	—	—
240	140	#Sun (UK) Royalty 1p	160		—	—	—	—
79	61	TR Energy	72		—	—	—	60.4
£60	£50½	Texaco 4¾% Cnv.	£53		Q4¾%	—	f9.1	—
180	117	Tiber Energy	162	−5	φ—	—	—	—
125	53	Tri Basin Res.	67	−3	—	—	—	—
236	170	Tricentrol	218	+4	8.4	4.4	5.5	5.2
497	395	Ultramar	405	+2	13.0	5.2	4.6	5.8
68	32	Warrior Res.	35		—	—	—	—
25	17	Weeks Aust.	21		—	—	—	—
295	175	Weeks (B'mda) 10c	197	−3	Z05c	—	1.4	—
305	175	Do. Pf. (Aust.) 10c	197	−3	Q1.92	—	1.0	—
75	32	Westfort Pet.	32	−1	—	—	—	—
78	42	Woodside A50c	45	−1	—	—	—	—

OVERSEAS TRADERS

High 1982	Low	Stock	Price	+ or −	Div. Net	C'vr	Y'ld Gr's	P/E
31	21	African Lakes	22	+1	1.1	φ	7.5	φ
76	59	Assoc Trading 10p	59		1.5	—	3.6	—
161	123½	Aust. Agric. 50c	140		Q15c	φ	6.4	φ
141	119	Berisford (S.& W.)	136	+4	7.5	1.9	7.9	(7.9)
18	12	Bartwick (Thos.) 50p	14		0.01	—	—	—
113	52	Boustead 10p	65	+6	1.25	0.6	2.7	—
160	126	Crosby House	126		6—	—	—	—
104	84	Finlay (James)	89	−1	†4.17	2.0	6.7	8.9
184	115	Gill & Duffus	115	−10	8.4	2.1	10.4	11.1
*£28½	£24½	Gt. Nthn. £10	£25½xd	+½	gQ12%	2.5	4.7	8.6
782	512	H'ris'ns. Cros. £1	512xd	−12½	28.0	q1.2	7.8	(14.3)
344	265	Inchcape £1	300		18.15	1.4	8.6	(9.8)
25	17	Jacks Wm.	18		—	—	—	4.0
89	67	Lonrho	69		9.0	1.3	18.6	(5.3)
55	39	Mitchell Cotts	39½		3.61	1.1	13.2	(9.4)
135	110	Nesco Invests	110		†7.0	0.2	9.1	—
46	36	Ocean Wilsns. 20p	39		2.6	1.2	9.5	(11.1)
157	123	Pat'son. Zoch. 10p	132	−4	4.33	9.6	4.7	2.3
157	120	Do. 'A' N/V 10p	131	−3	4.33	9.6	4.7	2.3
75	55	Sime Darby M$0.5	55	−2	4Q10.8c	2.5	4.8	9.0
*243	192	Steel Bros.	240		9.6	2.8	5.7	7.5
82	63½	Tozer Kems. 20p	67		0.6	1.4	1.3	(44.2)

RUBBERS AND SISALS

High 1982	Low	Stock	Price	+ or −	Div. Net	C'vr	Y'ld Gr's
92	83	Anglo-Indones'n	83		3.33	0.6	6.0
72	60	Barlow Hldgs. 10p	61	+1	‡3.0	0.9	7.0
75	50	Bertam 10p	50		0.88	1.8	2.5
440	370	Castlefield 10p	400		7.0	2.4	2.5
51	44½	Cons. Plants M$0.5	48	−½	sQ14.3c	1.3	7.1
4¼	2¼	Grand Central 10p	3½		—	—	—
182	140	Harrisons Mly. Est. 10p	165		‡48.0	0.8	6.9
72	61	Highlands M$0.50c	69	−1	Q15c	1.8	5.2
54	45	Kuala Kepong M$1	46	−2	sQ10c	2.0	5.2
280	240	Lon. Sumatra 10p	260xd	−9	‡8.0	φ	4.4
95	78	Malakoff M$1	82	−1	Q15c	φ	4.4
67	46	Malay. Plants. M$1	46	−3	Q18c	1.3	9.3
175	136	Rightwise 10p	175		1.0	10.3	0.8
16	11	#Sampang Java 2½p	11		—	—	—

TEAS

India and Bangladesh

High	Low	Stock	Price	+ or −	Div. Net	C'vr	Y'ld Gr's
245	235	Assam Dooars £1	240		6.0	1.7	3.6
230	200	Assam Frontier £1	218		10.0	—	6.6
395	385	Lawrie Plants £1	388	+3	20.0	1.9	7.4
378	272	McLeod Russel £1	272		8.25	—	4.3
148	99	Do. 8.4pc Cnv. Pf. 1990/92	100		8.4%	—	12.0
298	285	Moran £1	290		‡5.0	—	—
240	212	Williamson £1	230		12.5	1.3	7.8

Sri Lanka

High	Low	Stock	Price	+ or −	Div. Net	C'vr	Y'ld Gr's
425	385	Lunuva £1	388	+3	33.0	8.9	12.2

MINES

Central Rand

High	Low	Stock	Price	+ or −	Div. Net	C'vr	Y'ld Gr's
890	564	Durban Deep R1	741	+17	Q185c	5.9	—
602	376	East Rand Prp. R1	377	+1	Q50c	13.3	—
£31⅛	£19⅞	Randfont'n Est. R2	£24⅝	+⅞	Q750c	3.6	16.4
125	100	Simmer & Jack R0.02	110		—	—	—
121	94	West Rand R1	95	+½	‡Q15c	6.9	‡

Eastern Rand

High	Low	Stock	Price	+ or −	Div. Net	C'vr	Y'ld Gr's
120	73	Bracken 90c	78	+3	‡Q60c	1.2	‡
101	72	Cons. Modd'tein 5c	95	+½	—	—	—
110	55	East Daggo R1	56	+½	—	—	—
396	226	ERGO R0.50	265	+7	Q110c	φ	22.1
441	277	Grootvlei 25c	346	+6	Q147c	1.3	22.6
609	447	Kinross R1	481	+22	‡Q166c	1.2	‡
126	69½	Leslie 65c	78	+6	‡Q54c	1.4	‡
122	80	Marievale R0.25	101	+1	Q53c	1.0	27.9
198	116	S. African Ld. 35c	132		Q40c	1.4	17.5
139	99	Viakfontein 70c	89		Q25c	φ	15.0
£14¼	£10⅞	Winkelhaak R1	£10⅝	+⅛	‡Q410c	1.2	‡
71	40½	Wit. Nigel 25c	47½		—	—	—

Far West Rand

High	Low	Stock	Price	+ or −	Div. Net	C'vr	Y'ld Gr's
532	359	Blyvoor 25c	461	+16	‡Q260c	1.3	‡
£18⅞	£13¾	Buffels R1	£15⅝	+⅞	Q540c	φ	20.0
168	127	Deelkraal R0.20	154	+4	—	—	—
862	567	Doornfontein R1	741	+31	‡Q235c	2.1	‡
£12½	786	Driefontein R1	964	+18	gQ235c	1.3	13.0
224	152	Elandsrand Gld. 20c	168	+7	—	—	—
120	75	Elsburg R1	78	+3	Q26c	1.0	17.8
£26¾	£17⅞	Hartebeest R1	£22	+½	Q650c	φ	16.5
£16	£10¼	Kloof Gold R1	£12¼	+½	‡Q400c	1.3	‡
846	575	Libanon R1	756	+32	‡Q330c	1.8	‡
£16¼	£10⅞	Southvaal 50c	£12	+⅝	Q355c	1.8	15.7
789	575	Stilfontein 50c	681	+9	‡Q310c	2.8	‡
£35	£20¾	Vaal Reefs 50c	£25¼	+1¼	Q980c	1.7	20.7
434	276	Venterspost R1	313	+7	‡Q225c	1.6	‡
203	115	Western Areas R1	123	+6	Q40c	3.4	17.3
£16⅞	£10⅝	Western Deep R2	£11½	+¼	Q405c	2.2	18.8
483	337	Zandpan R1	391	+1	Q110c	φ	15.7

O.F.S.

High	Low	Stock	Price	+ or −	Div. Net	C'vr	Y'ld Gr's
265	150	Free State Dev. 50c	175		Q47½c	1.9	14.5
£17½	£10½	F.S. Geduld 50c	£11	+¼	‡Q618c	2.5	‡
668	477	Harmony 50c	526	+10	Q210c	φ	21.3
141	85	Loraine R1	112	+1	—	—	—
£18⅝	£11¼	Pres. Brand 50c	£12¼	+¼	‡Q595c	1.8	‡
£16⅜	£10⅜	Pres. Steyn 50c	£11¼	+¼	‡Q515c	1.5	‡
£16⅜	£11	St. Helena R1	£13⅜	+⅛	Q580c	2.3	23.4
480	317	Unisel	391	+15	‡Q95c	2.8	12.9
550	348	Welkom 50c	352	+4	‡Q245c	1.1	‡
£23¼	£15¾	W. Holdings 50c	£15¾		‡Q1050c	1.8	‡

Finance

High	Low	Stock	Price	+ or −	Div. Net	C'vr	Y'ld Gr's
29	21	Afex Corpn. 16⅔p	24		Q0.94	φ	3.9
£16½	475	Ang. Am. Coal 50c	£12⅞	+⅛	Q133c	φ	5.7
675	440	Anglo Amer. 10c	470	+15	Q110c	φ	13.2
£43½	£27⅞	Ang. Am. Gold R1	£30⅞	+⅝	Q1000c	1.1	17.7
£23	£16	Anglovaal 50c	£17		Q315c	φ	10.4
260	198	Charter Cons. 2p	200		†10.0	3.1	7.1
467	347	Cons. Gold Fields	355	−3	24.5	2.2	9.9
21	17	East Rand Con. 10p	18xd		1.1	φ	8.7
975	680	Gencor 40c	700	+20	Q175c	2.5	13.3
£30¼	£23	Gold Fields S.A. 25c	£24½	+½	Q500c	2.1	10.9
£38¼	£24½	Jo'burg Cons. R2	£26½	+1	Q600c	2.3	12.0
660	375	Middle Wit 25c	380		Q75c	φ	11.0
405	290	Minorco $BD1.40	296	−9	†Q22c	0.9	4.1
210	151	New Wit 50c	154	+1	Q46c	1.8	15.9
£10½	654	Patino NV Fl.5	934	−2	—	—	—
140	65	Rand London 15c	72	+2	—	—	—
78	28	Rand Lon. Coal 50c	32		—	—	—
30	15	Do. Pref. 50c	18		—	—	—
345	170	Rand Min. Props. R1	180	+5	Q30c	5.3	8.9
422	290	Sentrust 10c	363	+1	‡Q94c	φ	13.8
81	63	Silvermines 2½p	70		Q200%	—	5.9
127	92	Tanks Cons. Prei. 80p	127		‡Q9%	—	5.7
£26	£17	T'vaal Cons. Ld. R1	£17½xd		Q260c	2.8	7.9
650	360	U.C. Invest. R1	396		Q160c	1.2	21.8
130	68	Vogels 2½c	115		Q16c	1.3	7.4

Diamond and Platinum

High	Low	Stock	Price	+ or −	Div. Net	C'vr	Y'ld Gr's
£36½	£23	Anglo-Am. Inv. 50c	£29⅝	+⅝	Q700c	φ	15.8
362	209	De Beers Df. 5c	210		Q50c	2.0	12.7
680	450	Do. 40pc Pf. R5	450		Q200c	x	16.4
360	190	Impala Plat. 20c	216	−2	‡Q110c	2.0	‡
178	105	Lydenburg 12½c	114	−4	‡Q40c	1.8	‡
228	140	Rus. Plat. 10c	152	+2	Q45c	2.1	15.8

Japan's leader in international securities and investment banking

NOMURA

THE NOMURA SECURITIES CO., LTD.

Nomura International Limited

3 Gracechurch Street, London EC3V 0AD Tel. (01) 283-8811

MINES—Continued

Central African

High 1982	Low	Stock	Price	+ or −	Div. Net	C'vr	Y'ld Gr's
120	75	Falcon Rh. 50c	90		Q25c	18.3	20.7
33	20	Wankie Col. Z$1	20		Q3c	1.2	12.1
21	15	Zam. Cpr. $BD0.24	15		—	—	—

Australian

High 1982	Low	Stock	Price	+ or −	Div. Net	C'vr	Y'ld Gr's
23	10	ACM 20c	17		—	—	—
7	2½	Argosy Gold N L 25c	2½		—	—	—
151	62	Bond Corp.	70	−2	gQ10c	2.3	9.1
82	63	Bougainville I Kina	69	−1	Q6½c	1.2	5.8
192	154	CRA 50c	172	−2	Q5c	—	1.7
16	10	Carr Boyd 20c	13½		—	—	—
56	22	Central Pacific	31	+1	—	—	—
26	10	Cultus Pacific N.L.	12	−½	—	—	—
27	14	Eagle Corp. 10c	18		—	—	—
23	12½	Endeavour 20c	13	−½	—	—	—
368	160	E. M. Kalgoorlie 25c	190		Q32½c	0.9	10.4
10	2½	Great Eastern	5		—	—	—
63	38	Greenbushes Tin 50c	42		Q6c	1.9	8.6
170	134	Hampton Areas 10p	158	+2	2.5	3.1	2.3
32	15	Haoma N.W.	15		—	—	—
22	9	Intl. Mining	13		—	—	—
30	10	Jimberlana (50cFP)	11		—	—	—
9½	2½	Kalbara Min 20c	4		—	—	—
100	45	Kitchener NL 25c	45		—	—	—
14	9	Leichardt Expln.	13		—	—	—
190	92	Meekatharra 25c	143		—	—	—
44	16	Metals Ex. 50c	22	+1	Q3c	1.7	8.2
28	11	Metramar Mins. 20cts	14		—	—	—
10	4½	Mid East Mins. NL	5		—	—	—
202	145	M.I.M. Hldgs. 50c	164	−1	‡Q5c	φ	1.8
57	10	Mincorp 20c	16½		—	—	—
8	3	Minefields Expl. 25c	3		—	—	—
18	14	Newmetal 20c	17		—	—	—
30	8½	Nickelore N.L.	12		—	—	—
160	107	North B. Hill 50c	107	−3	‡Q18c	1.0	‡
*84	15	Nth. Kalgurli	15½	+½	—	—	—
123	67	Oakbridge 50c	84		‡Q6½c	1.9	4.6
90	34	Olimin N. L.	38		—	—	—
98	34	Pacific Copper	66	+4	—	—	—
150	92	Pancont'l 25c	96		—	—	—
62	40	Paringa M&Ex. 5p	48		φ—	—	—
352	252	Peko-Wallsend 50c	262	−4	‡Q15c	—	‡
31½	16½	Pelsart Res NL	19		—	—	—
273	138	Renison 50c	156		Z05c	—	1.9
205	105	Do. Dfd.	135		—	—	—
56	34	Seltrust A	43		φ—	—	—
27	10	Southern Pacific	12½	−½	—	—	—
46	24	Swan Resources 20c	40		—	—	—
65	33	Vultan Mins 20c	33	−7	—	—	—
11	4	West Coast 25c	7		—	—	—
50	6	Westn. Cont 50c	8		—	—	—
247	200	Westn. Mining 50c	201		‡Q14c	1.6	‡
34	16	Whim Creek 20c	16		—	—	—
30	12	York Resources	14		—	—	—

Tins

High 1982	Low	Stock	Price	+ or −	Div. Net	C'vr	Y'ld Gr's
11½	7	Amal Nigeria 1p	8½		—	—	—
255	185	Ayer Hitam $M1	185	−5	‡Q135c	0.7	‡
140	85	Geevor	85	−5	—	—	—
12	10	Gold & Base 12½p	11		—	—	—
630	410	Gopeng Cons.	410		17.0	1.2	5.9
525	330	Hongkong	420		21.0	φ	7.1
155	155	Idris 10p	155#		‡49.0	0.8	‡
24	15	Jantar 12½p	15xd	−1	1.5	φ	14.3
130	80	Kamunting $M0.50	85		‡Q27½c	0.8	7.7
426	366	Killinghall $M1	390		bQ60c	φ	3.7
98	60	Malaysia Mng. 10c	65	−5	Q25c	1.1	9.2
42	30	Pahang	30	−2	‡0.63	0.8	‡
450	280	Pengkalen 10p	335		‡1.0	—	0.4
330	240	Petaling $M1	240		‡Q68c	φ	‡
200	155	Sungei Besi $M1	180		‡Q310c	1.1	‡
110	75	Supreme Corp. $M1	85		‡Q15½c	φ	4.4
110	100	Tanjong 15p	102		3.5	3.7	4.9
85	70	Tongkah H. Tin I$m	70		‡Q25%	1.3	‡
255	195	Tronoh $M1	195xd	−3½	Q50c	φ	6.1

Copper

High 1982	Low	Stock	Price	+ or −	Div. Net	C'vr	Y'ld Gr's
325	195	Messina R0.50	200		Q60c	5.2	16.7

Miscellaneous

High 1982	Low	Stock	Price	+ or −	Div. Net	C'vr	Y'ld Gr's
40	20	Anglo-Dominion	23		—	—	—
16½	13	Burma Mines 10p	13		0.55	1.0	6.0
130	35	Colby Res. Corp.	55		—	—	—
292	190	Cons. Murch. 10c	190		‡Q60c	1.9	‡
8	5	#Explaura Gold	5		—	—	—
105	65	Highwood Res.	70		—	—	—
255	165	Northgate C$1	190	−5	—	—	—
468	407½	R.T.Z.	412xd	+4½	16.0	2.1	5.5
£108½	£93¾	Do. 8¼% Ln. '85-90	£95¼xd	−¼	Q8¼%	36.8	(10.0)
20	12	Sabina Inds. C$1	14	+2	—	—	—
44	27	#Southwest C. 10p	39	+1	—	—	—
500	270	Tara Exptn. $1	320		—	—	—

NOTES

Unless otherwise indicated, prices and net dividends are in pence and denominations are 25p. *Estimated price/earnings ratios and covers are based on latest annual reports and accounts and, where possible, are updated on half-yearly figures.* P/Es are calculated on "net" distribution basis, earnings per share being computed on profit after taxation and unrelieved ACT where applicable; bracketed figures indicate 10 per cent or more difference if calculated on "nil" distribution. Covers are based on "maximum" distribution; this compares gross dividend costs to profit after taxation, excluding exceptional profits/losses but including estimated extent of offsettable ACT. *Yields are based on middle prices, are gross, adjusted to ACT of 30 per cent and allow for value of declared distribution and rights.*

- ● "Tap" Stock.
- * Highs and Lows marked thus have been adjusted to allow for rights issues for cash.
- † Interim since increased or resumed.
- ‡ Interim since reduced, passed or deferred.
- ‡‡ Tax-free to non-residents on application.
- φ Figures or report awaited.
- ♦ USM: not listed on Stock Exchange and company not subjected to same degree of regulation as listed securities.
- ‡‡ Dealt in under Rule 163(3).
- ♦ Price at time of suspension.
- ¶ Indicated dividend after pending scrip and/or rights issue: cover relates to previous dividend or forecast.
- ♦ Merger bid or reorganisation in progress.
- φ Not comparable.
- ♦ Same interim, reduced final and/or reduced earnings indicated.
- § Forecast dividend; cover on earnings updated by latest interim statement.
- ‡ Cover allows for conversion of shares not now ranking for dividends or ranking only for restricted dividend.
- ☆ Cover does not allow for shares which may also rank for dividend at a future date. No P/E ratio usually provided.
- ‖ No par value.

‡‡ Yield based on assumption Treasury Bill Rate stays unchanged until maturity of stock. a Tax free. b Figures based on prospectus or other official estimate. c Cents. d Dividend rate paid or payable on part of capital, cover based on dividend on full capital. e Redemption yield. f Flat yield. g Assumed dividend and yield. h Assumed dividend and yield after scrip issue. j Payment from capital sources. k Kenya. m Interim higher than previous total. n Rights issue pending. q Earnings based on preliminary figures. s Dividend and yield exclude a special payment. t Indicated dividend: cover relates to previous dividend, P/E ratio based on latest annual earnings. u Forecast dividend: cover based on previous year's earnings. v Tax free up to 30p in the £. w Dividend cover in excess of 100 times. y Dividend and yield based on merger terms. z Dividend and yield include a special payment: Cover does not apply to special payment. A Net dividend and yield. B Preference dividend passed or deferred. C Canadian. E Minimum tender price. F Dividend and yield based on prospectus or other official estimates for 1983-84. G Assumed dividend and yield after pending scrip and/or rights issue. H Dividend and yield based on prospectus or other official estimates for 1982. K Figures based on prospectus or other official estimates for 1981-82. M Dividend and yield based on prospectus or other official estimates for 1983. N Dividend and yield based on prospectus or other official estimates for 1982-83. P Figures based on prospectus or other official estimates for 1982. R Gross. T Figures assumed. Z Dividend total to date. Abbreviations: xd ex dividend; xc ex scrip issue; xr ex rights; xa ex all; xc ex capital distribution.

REGIONAL MARKETS

The following is a selection of London quotations of shares previously listed only in regional markets. Prices of Irish issues, most of which are not officially listed in London, are as quoted on the Irish exchange.

Stock	Price	+ or −
Albany Inv. 20p	40	
Bertrams	17#	
Bog'wtr. Est. 50p	410	
Craig & Rose £1	£12¼	
Finlay Pkg. 5p	28	
Graig Ship. £1	£26	
Higsons Brew	90	
Holt (Jos) 25p	675	−5
I.O.M. Stm. £1	120	
Pearce (C. H.)	£10⅝	
Peel Hldgs.	145	
Sheff. Refrshmt	73	
Sindall (Wm.)	205	

IRISH

Stock	Price	+ or −
Conv. 9% '80/82	£97⅞	
Nat. 9¾% 84/89	£72½	
Fin. 13% 97/02	£74⅝	
Alliance Gas	77	
Arnott	200	
Carroll (P.J.)	75xd	+2
Concrete Prods.	75	
Heiton (Hldgs.)	20	
Irish Ropes	35	
Jacob	70	
T.M.G.	8	
Unidare	44	

OPTIONS

3-month Call Rates

Industrials					
Allied-Lyons	8	House of Fraser	15	Utd. Drapery	7
BOC Intl.	15	I.C.I.	24	Vickers	16
B.S.R.	8½	"Imps"	8	Woolworths	5
Babcock	16	I.C.L.	5½		
Barclays Bank	42	Ladbroke	15	**Property**	
Beecham	21	Legal & Gen.	19	Brit. Land	7½
Blue Circle	48	Lex Service	10	Cap. Counties	10
Boots	19	Lloyds Bank	42	Land Secs.	28
Bowaters	28	"Lots"	6½	MEPC	28
Brit. Aerospace	17	London Brick	7	Peachey	14
B.A.T.	36	Lucas Inds.	20	Samuel Props.	11
Brown (J.)	7	"Mams"	12	Town & City	3½
Burton Ord.	15	Mrks. & Spncr	12		
Cadburys	9	Midland Bank	39	**Oils**	
Courtaulds	8	N.E.I.	9	Brit. Petroleum	26
Debenhams	7	Nat. West. Bank	38	Burmah Oil	10
Distillers	15	P & O Dfd.	14	Charterhall	6
Dunlop	6½	Plessey	32	KCA	14
Eagle Star	31	Racal Elect.	35	Premier	5
F.N.F.C.	4	R.H.M.	6½	Shell	38
Gen. Accident	28	Rank Org. Ord.	20	Tricentrol	22
Gen. Electric	65	Reed Intnl.	26	Ultramar	58
Glaxo	42	Sears	6		
Grand Met	17	T.I.	17	**Mines**	
G.U.S. 'A'	45	Tesco	5½	Charter Cons.	25
Guardian	25	Thorn EMI	42	Cons. Gold	45
G.K.N.	15	Trust Houses	11	Lonrho	7
Hawker Sidd	30	Turner & Newall	11	Rio T. Zinc	42
		Unilever	55		

A selection of Options traded is given on the London Stock Exchange Report page

"Recent Issues" and "Rights" Page 35

This service is available to every Company dealt in on Stock Exchanges throughout the United Kingdom for a fee of £600 per annum for each security

هكذا من الأصل

hover channel
travel is bigger, better, faster with Super 4
British Hovercraft Corporation

FINANCIAL TIMES
Tuesday June 8 1982

John Foord + Co
Industrial valuers

ICL makes £13.5m pre-tax first-half loss

BY GUY DE JONQUIERES

ICL, BRITAIN'S leading computer company, yesterday reported a sharply reduced loss for the six months to March 31. The company said it expected to return to profit for the year as a whole on the strength of a further recovery in the second half.

The pre-tax loss in the first half was £13.5m, down from £33.9m for the corresponding period a year before, on turnover of £335.1m (£318.4m). The bulk of the loss, £12.9m, was due to interest charges, and the trading loss narrowed to £600,000 (£19.1m).

ICL also announced plans to acquire for £2.8m Computer Leasings (CLL), an affiliate which finances the hire of ICL computers. The decision reflected the company's concern that a continued deceleration in the leasing business could expose it to increased liability for deferred taxes.

Mr Christopher Laidlaw, chairman, said ICL was on course to meet all its main targets though much bad still to be done to ensure a sustained recovery.

He would not give a precise profits forecast beyond saying the expected profit in the second half of this year would outweigh the first-half loss.

The expected improvement was due largely to rationalisation measures in the past 18 months. These included plant closures, shedding about 10,000 staff and an overhaul of ICL's product strategy based on collaborative agreements with international partners.

Economic conditions had not strengthened as quickly as ICL had hoped, particularly abroad, and the company was operating at a loss in several overseas markets. It was resuming recruitment of university graduates, however, and planned to hire about 300 this summer.

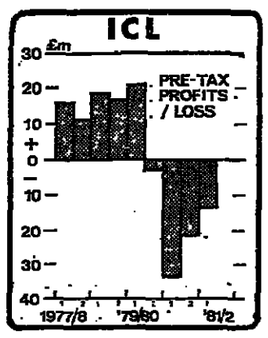

ICL's borrowings on March 31 stood at £132m, below the level at which it required coverage by the £200m loan guarantee issued by the Government last year. A seasonal rise, however, was expected in mid-summer.

Mr Laidlaw indicated that ICL expected to seek additional equity financing this year. That would complete the capital restructuring begun last December when the company raised £32.2m through a rights issue.

ICL holds a nominal stake of 5 per cent in CLL. It has agreed to repay also, in the next 18 months, £42m of cash advances to CLL from its other shareholders, which are leasing companies.

ICL said the repayments would be financed by revenues from leasing customers and that the writing-down of the book-value of the leased equipment would be covered by the release to its reserves of CLL's deferred tax liability.

CLL would also release to ICL its leasing repurchase provision, worth £26m. The arrangements would result in a £28m credit to ICL group reserves this year and would contribute £2m to profits in the current year.

ICL said deferred tax liabilities could be avoided only if CLL's leasing business continued to grow. Its customers, however, increasingly were choosing to buy their machines outright instead of leasing them.

THE LEX COLUMN

Lease of life for ICL

The Bank of England once again let its dealing rates in the money market edge down yesterday, but its decision to hold the sensitive Band 1 rate unchanged suggests cautious rather than enthusiastic acceptance of a lower interest rate structure.

Index rose 4.8 to 592.6

ICL

The new management is demonstrating clear evidence of its ability to turn ICL round, but it is getting no help from improved demand. The pre-tax loss has been reduced from £33.9m to £13.5m as the effects of the extensive rationalisation begin to show through. In the 18 months to March the number of employees has been cut by 10,000, implying costs savings approaching £100m. The impact will be stronger still in the current half, which is why the company is confident of at least break-even this year.

Meanwhile the new management is taking the opportunity to clean up some of its more questionable financial inheritance—in the shape of the main leasing affiliate CLL. This off-balance sheet financing has long been regarded with suspicion in the City but the decision to re-absorb CLL back into ICL has been taken for more pressing reasons. CLL has become increasingly uncompetitive in leasing terms and therefore volume of business has been falling and—that ultimate horror for all leasing companies—deferred tax has been starting to crystallise. By buying CLL in, ICL can use its painfully acquired tax losses as shelter for the liability.

In the short term the deal will increase debt by £42m, while the company still has to spend about £20m on rationalisation in the current half. So while trading cash flow continues to improve, net debt is heading up again. With the April deadline for redeeming £50m of perference shares looming, the preliminary figures are likely to be accompanied by a further call for substantial capital. The shares, down 3p yesterday at 59p, have more than doubled from their low point, but are unlikely to prove exciting till the refinancing is out of the way.

Metal Box

After a succession of embarrassing false dawns, Metal Box at last looks poised for a genuine recovery in earnings. The company was obviously taking no chances when, four days before its year end, it forecast that profits for the two half years would be broadly similar. In the event, the second six months was considerably better and the shares rose 16p to 166p yesterday on pre-tax profits for the year to March of £40.2m, a rise of 38 per cent.

But the revenue statement shows all too clearly the cost of cutting back operations in the UK, as well as Metal Box's dependence on overseas profits. Trading profits are halved by the interest bill, unrelieved ACT helps to produce a 45 per cent tax charge and the South African minority absorbs almost half of the residue. All reorganisation costs have again been bundled below the line, leaving Metal Box with a retained loss of £26.7m.

Only in central heating has the company detected an improvement in underlying UK demand, but the current weather must be doing wonders for beer can production while a change in the pricing policy of Coca Cola has pushed up capacity use on the beverage can lines. Taken together with the effects of major, if belated surgery, Metal Box should register a marked recovery in UK earnings this year. Growth overseas will probably continue at a lower rate.

The 10 per cent yield on a maintained final dividend suggests that the market is looking further ahead—to the structural problems in the UK can industry—and draws little confidence from Metal Box's recent performance. Net debt has been held to about 50 per cent of shareholders funds by a property revaluation but a cash call looks inevitable at some point.

Reed International

The last quarter of Reed International's year to March has a nasty habit of throwing up large exceptional charges—this time there is £14.4m, relating largely to Odhams and future rationalisation in wallcoverings, compared with £12.5m in the fourth quarter of last year. This holds back the full year pre-tax profits to £71.6m on the historic cost convention compared with £50.4m. Overall, 1981-82 has carried some £3m less than 1980-81 above the line, as well as benefiting from the previous year's cutbacks and the absence of £12m of strike costs. The lower pound has boosted overseas earnings on translation by some £5m.

Still, Reed seems to be making good underlying progress with its problem businesses, with considerable loss elimination in UK paper and decorative products. The picture is somewhat spoilt by a £10m drop in the newspapers' trading profits — the result of higher newsprint costs, pressure on the cover price, and bingo prize money — but the core publishing business is performing strongly.

On a current cost basis the dividend is still only half covered after exceptional items, but Reed has increased it by 1p to 14p net, which in gross terms takes it just back to the level of 1976-77. At 322p, down 2p yesterday, the yield is 6.4 per cent and the prospective p/e on a full tax charge roughly eight times.

BSC may close main site as orders fall

By Ian Rodger

British Steel Corporation is considering closing one of its five main production sites because of weak markets and a sharp fall in orders.

A decision is expected within two months. If a site is closed, it would mark the failure of the "slimline" corporate plan undertaken after Mr Ian MacGregor became chairman two years ago.

Under the plan, manpower was cut substantially but the five bulk steelmaking sites at Port Talbot and Llanwern in Wales, Scunthorpe and Teesside in England and Ravenscraig in Scotland were kept running in the hope that demand would improve

There was a surge of orders then in advance of price increases, but since March the corporation's orders have fallen by about a third.

Even before the drop in orders, the five works were running more than a quarter below capacity.

BSC officials are unsure why demand has fallen so much but they say other major European producers are experiencing a similar downturn.

A sharp increase in UK imports early this year indicates that some countries outside the EEC are taking advantage of EEC price increases to sell into the community. BSC is hoping the European Commission will tighten up its voluntary restraint agreements with them.

EEC Industry Ministers meet today in Luxembourg to consider the renewal of support measures for the steel industry.

Next week, the Government is expected to publish BSC's financial plan for the current year.

NUR willing to end unity on pay

BY PHILIP BASSETT, LABOUR CORRESPONDENT

THE FRAGILE unity between British Rail's two manual unions was strained further yesterday when Mr Sid Weighell, general secretary of the National Union of Railwaymen, said he would make a pay deal with BR separate from the Associated Society of Locomotive Engineers and Firemen, the train drivers' union.

BR has moved to isolate drivers by suspending the closure of threatened railway workshops — reprieving 6,000 jobs, mainly belonging to NUR members—and by offering the NUR a special 50p a shift payment for agreeing to the crucial productivity issue of more flexible work rostering.

The re-emergence of the traditional divisions between the NUR and Aslef has taken concrete form in the abandonment of proposals for a meeting between all three rail unions which was provisionally set for tomorrow. This had been called to draw up a reply to the BR board's pay offer of 5 per cent from September.

However, BR has now agreed to a further round of negotiations with the unions next Wednesday. The unions will press both for an increase in the offer and for the lifting of the strict productivity conditions BR has attached to it.

BR has told the unions that if it has not secured agreement from them by July 30 on six outstanding productivity initiatives—including both flexible rostering and the manning of trains without guards — the offer will be withdrawn.

Aslef is resolute in its opposition to flexible rostering. The NUR's opposition to the removal of train guards has halted the introduction of new trains on the recently electrified Bedford-St Pancras line, but Mr Weighell insisted that the NUR had put before BR concrete proposals on how single manning without guards could be implemented.

Mr Weighell said that, if BR made a satisfactory offer on pay, hours and holidays to his members, he would settle separately from Aslef.

Speaking as he arrived for a meeting between BR and the unions convened by Mr Albert Booth, Labour's transport spokesman, Mr Weighell said: "I will make a settlement any day individually. If BR made a suitable offer to me then I would settle tomorrow."

After the meeting there were few hopes that the intervention of Mr Booth had done anything to improve relations either between BR and its unions or between the unions themselves. Mr Weighell in particular left the meeting in an angry mood, and others who attended doubted the value of the exercise.

Hazel Duffy, Transport Correspondent writes: An alternative policy to the closures of railway workshops put forward by British Rail Engineering Ltd is expected to be discussed today at a meeting between the unions concerned and senior BR management.

Hopes that BREL would win a part at least of a large Nigerian order for rail wagons, which would have provided work for the works at Shildon, County Durham, that had been due to close under the original proposal, appear to have been dashed following the formal opening of the initial tenders in Nigeria at the weekend.

The BREL tender price of £36m was the third highest of 12. The lowest was a Spanish company with a bid of only £19.9m.

BREL emphasised yesterday, however, that the Nigerian authorities were not committed to the lowest tender. BREL has told the Nigerians it could reduce its tender by £3m if the package was to include wagons exported in kit form for final assembly in Nigeria.

BR presses case for private sector funds

BY JOHN ELLIOTT, INDUSTRIAL EDITOR

BRITISH RAIL expects to hear within the next couple of months whether the Treasury will allow it to raise private sector finance to help fund a new railway service between Victoria Station and Gatwick Airport.

Construction work has already started at Victoria on a £30m project to separate the service from other railway routes, but BR will have problems persuading the Treasury that private sector finance should be used.

This is one of several schemes that have emerged in the past few months for giving nationalised industries access to private finance. The only one to be given provisional Treasury approval so far is a British Telecom bond of up to £150m. However, this is now being held up while the Government examines plans for wider privatisation of BT.

Other schemes include a bond of £50m to £100m which the British Airports Authority hopes will be approved later this year. The authority is also developing plans for expanding private sector joint ventures on hotels and cargo facilities.

BR is preparing plans for using private sector capital on a general electrification project, and the Post Office is considering whether such finance could help it fund the peak of its capital expenditure on automation, in two or three years' time.

The electricity industry is studying possible private sector funding for combined heat and power schemes and the Ministry of Transport is interested in its potential for road schemes.

These developments were reported yesterday to a meeting of the National Economic Development Council at which the Treasury stressed the major problems involved.

The Treasury has blocked most such proposals in the past year or so. Industries have not been able to produce plans which separate the schemes from the rest of their businesses. Nor have their schemes shown sufficient commercial potential to make it worth attracting finance from the private sector at higher rates of interest than would be available from the Government's own funds.

Some of the heat has gone out of the debate because many of the industries are not now as short of investment funds as they were a year or two ago.

BR, however, is particularly short of investment capital. It is trying to persuade the Treasury that the new facilities it is developing at Victoria, plus new rolling stock which it could purchase with private finance, would produce a "dedicated," profitable service separate from the rest of its operations.

Funding pitfalls, Page 10

Continued from Page 1

Mozart

that the effect in this case may be slightly bizarre.

The PortaSound MP-1 is the third generation of a family of electronic keyboards which Yamaha introduced in 1980 and which seem to be sweeping the Japanese home market besides doing formidably well overseas. The original PC-1 model, costing a modest Y36,000 (£82) and selling at the rate of 60,000 units a month, looks like a miniature piano keyboard but can produce melodies in eight different voices (such as violin, clarinet, guitar, trumpet or vibraphone).

Its successor, the PC-100, boasts the same sound capabilities but can be played by the simple process of passing a card with a magnetic strip pasted on it through a slot in the machine. The cards cost Y1,200 for a set of six pieces and Yamaha expects to have about 200 titles available by the end of July.

Once the PC-100 has learned a piece of music from a card it can either play back both the melody and the accompaniment together or the accompaniment only at whatever speed the performer chooses to play the melody with his own fingers.

Since the announcement of the PC-100 in April Yamaha has taken a mere two months to come up with the music-writing MP-1, which will retail at Y98,000 when it comes on to the market in July.

The company apparently has more tricks up its sleeve. A fourth generation PortaSound, equipped with capabilities that are at present a closely guarded secret, will reach the Japanese domestic market in the autumn and may start to be sold overseas a few months later.

Quarterly trade surplus down

BY MAX WILKINSON

BRITAIN'S current account surplus on the balance of trade fell to £553m in the first quarter of this year from £1.36bn in the last three months of 1981.

According to official figures out yesterday, this development reflected partly a fall in the surplus on visible trade from £482m to £224m bewteen the two quarters.

The deficit on non-oil trade rose by over £200m to £428m between the two quarters.

The figures are, however, subject to numerous uncertainties, because of changes in the way statistics are collected, different methods of applying corrections to them, and because the pattern of exports appears to have been fluctuating sharply.

In the past three months of last year, the figures suggest there was a substantial growth in exports with an increase in volume of 8 per cent compared with the performance at the start of 1981 and a 5 per cent improvement on the average volume of exports in 1979.

However, in the first three months of this year, exports appear to have dropped back to about the same level (by volume) as in 1979.

There have also been puzzling variations in the pattern of exports so far this year. The volume of exports is shown to have fallen sharply in January, perhaps as a result of the exceptionally severe weather, but to have recovered since then to almost a record level in March.

The pattern of imports appears less puzzling, with a surge in the autumn associated with a period in which the rundown of stocks was decelerating. If oil is excluded, the level of imports has remained high, about 6 per cent more in March than the average volume for 1979, but still a little below the peak of last autumn.

In spite of these uncertainties, the continuing balance of payments surplus was welcomed yesterday by Lord Cockfield, the Trade Secretary.

BALANCE OF PAYMENTS
Current account
£m seasonally adjusted

	Visible trade	Invisibles*	Current balance
1981 1st qtr.	+1,676	+ 894	+2,570
2nd	n.a.	+1,065	n.a.
3rd	n.a.	+ 637	n.a.
4th	+ 482	+ 875	+1,357
1982 1st	+ 224	+ 329	+ 553
Jan.	– 152	+ 110*	– 42
Feb.	+ 154	+ 110*	+ 264
Mar.	+ 222	+ 109*	+ 331

* Invisibles are projections subject to revision.

Continued from Page 1

Interest rates

rates were ¼ of a point firmer at 14¼ per cent, supporting an already strong dollar which benefited from nervousness in the foreign exchange markets over the Lebanon crisis.

In London the dollar was sharply up against all the major continental currencies, and its Bank of England trade-weighted average against a basket of currencies improved from 115.2 on Friday to 115.9.

The dollar gained 40 points against the pound from Friday's London close to $1.7920, but the pound remained relatively firm against other currencies and its Bank of England trade-weighted index moved up from 90.6 on Friday to 90.9.

Terry Dodsworth in Paris adds: A quieter day for the French franc on the Paris foreign exchange market yesterday failed to dampen recent speculation about a forthcoming devaluation of the currency within the European Monetary System.

President Mitterrand's decision to give a Press conference on economic issues tomorrow has also led to widespread reports that he may be ready to tighten up on France's economic management in preparation for a currency readjustment.

Continued from Page 1

Reagan

between Mrs Thatcher and President Reagan will be limited during the visit. However, Mr Francis Pym, the Foreign Secretary, will have a long discussion today with Mr Haig.

Mrs Thatcher is due to present a major statement to the Commons this afternoon when it returns from the Whitsun recess. Her report will focus on the outcome of the Versailles summit, covering world economic issues, the Falklands crisis and the Middle East conflict.

Weather

UK TODAY

DRY with sunny periods after some fog patches.

England, Wales and most of Scotland

Dry with sunny periods but some fog patches. Max 23C (73F).

NW Scotland and N Ireland

Cloudy, sunny intervals, occasional showers. Max 19C (66F).

Outlook: Dry, sunny intervals, some showers in the west.

WORLDWIDE

		Y'day midday °C	°F			Y'day midday °C	°F
Ajaccio	S	24	75	L. Ang.†		—	—
Algiers	S	27	81	Luxmbg.	T	23	73
Amsdm.	C	25	77	Luxor		—	—
Athens	S	25	77	Madrid	S	28	82
Bahrain	S	35	95	Majorca	S	25	77
Barclna.	S	24	75	Malaga	S	24	75
Beirut	S	24	75	Malta	C	23	73
Belfast	F	19	66	M'chstr.	S	19	66
Belgrd.	S	28	82	Melbne.	F	13	55
Berlin	F	20	68	Mx. C.†		—	—
Biarritz	C	19	66	Miami†		—	—
Bmghm.	F	21	70	Milan	S	28	82
Blackpl.	S	17	63	Montrl.†		—	—
Bordx.	F	23	73	Moscow	R	8	46
Boulgn.	S	19	66	Munich	T	16	61
Bristol	S	21	70	Nairobi		—	—
Brussels	S	25	77	Naples	F	26	79
Budpst.	R	24	75	Nassau		—	—
Cairo	S	29	84	Nwcstl.	S	21	70
Cardiff	S	20	68	N York†		—	—
Cas'b'ca	F	21	70	Nice	S	23	73
Cape T.	S	18	64	Nicosia	S	26	79
Chicg †		—	—	Oporto	S	20	68
Cologne	T	26	79	Oslo	S	19	66
Conhgn.	F	16	61	Paris	F	26	79
Corfu	S	27	81	Perth	F	21	70
Denver†		—	—	Prague	F	25	77
Dublin	F	18	64	Rykjvk.	F	15	59
Dbrvnk.	S	25	77	Rhodes	S	24	75
Ednbgh.	F	21	70	Rio J'o†		—	—
Faro	S	25	77	Rome	S	26	79
Florence	F	27	81	Salzbrg.	R	15	59
Frankft.	C	22	72	S'ciso†		—	—
Funchal	C	19	66	S. Mritz.		—	—
Geneva	F	25	77	Singapr.	C	32	90
G'ntlr.	S	24	75	S'tiago†		—	—
Gl'sg'w	F	19	66	Stckhm.	F	16	61
G'rnsey	C	18	69	Strasbg.	F	28	82
Helsinki	F	12	54	Sydney	S	16	61
H. Kong	C	26	79	Tangier	S	26	79
				Tel Aviv	S	24	75
				Tenerife	S	26	79
				Tokyo	C	23	73
Istanbul	S	22	72	T'r'nto†		—	—
Jersey	C	16	61	Tunis	F	26	79
Jo'burg	S	12	54	Valencia	F	25	77
L. Plms.	S	24	75	Venice	F	27	81
Lisbon	S	22	72	Vienna	S	26	79
Locarno	S	26	79	Warsaw	F	17	63
London	C	24	75	Zurich	F	23	73

C—Cloudy. F—Fair. Fg—Fog. H—Hail. R—Rain. S—Sunny. Sl—Sleet. Sn—Snow. T—Thunder.
† Noon GMT temperatures.

POWER FOR TODAY.
POTENTIAL FOR TOMORROW.

If you need computer solutions to business or operational problems, make sure you contact Data Logic. No other systems company in the UK can match our strength in both hardware and software. We offer the total systems capability essential to ensure that today's investment in computer power yields increasing returns in years ahead.

When lesser systems companies have come and gone, we will still be around with support, service and new developments. That's the firm promise that we can make as part of the $5 billion Raytheon group, one of the world's leading high technology companies.

Data Logic provide advanced equipment for word processing, distributed processing, and data communications. We provide software and consultancy services on any type of data processing application, including a full turnkey project capability.

Whatever your computing problem, the solution is here.

Contact: Peter Evans, Marketing Director, Data Logic Limited, 29 Marylebone Road, London NW1 5JX. Tel: 01-486 7288. Telex: 888103.



Data Logic
A Raytheon Company
Towards the total system.

"Reproduction of the contents of this newspaper in any manner is not permitted without prior consent of the publisher." Registered at the Post Office. Printed by St. Clement's Press for and published by the Financial Times Ltd., Bracken House, Cannon Street, London EC4P 4BY. © The Financial Times Ltd., 1982.